



US00D681198S

(12) **United States Design Patent**
Norman

(10) **Patent No.:** **US D681,198 S**
(45) **Date of Patent:** **** Apr. 30, 2013**

(54) **ABSORBENT ARTICLE**
(75) **Inventor:** **Joshua James Norman**, Cincinnati, OH (US)
(73) **Assignee:** **The Procter & Gamble Company**, Cincinnati, OH (US)
(**) **Term:** **14 Years**
(21) **Appl. No.:** **29/366,517**

D439,662	S	*	3/2001	Ratliff et al.	D24/126
6,258,077	B1		7/2001	Buell et al.		
D452,315	S	*	12/2001	Coates	D24/126
6,352,528	B1		3/2002	Weber et al.		
D456,508	S	*	4/2002	Schroeder et al.	D24/126
D457,950	S	*	5/2002	Schroeder et al.	D24/126
D457,951	S	*	5/2002	Abney et al.	D24/126
D466,608	S		12/2002	Magee et al.		
D561,334	S	*	2/2008	Martynus et al.	D24/126
D609,805	S	*	2/2010	Moravek et al.	D24/126
D636,486	S		4/2011	Mason et al.		
D643,919	S	*	8/2011	Walker et al.	D24/126

(22) **Filed:** **Jul. 27, 2010**
(51) **LOC (9) Cl.** **24-04**
(52) **U.S. Cl.**
USPC **D24/126**
(58) **Field of Classification Search** D24/126,
D24/124, 125; 604/347, 348, 354, 358, 359,
604/360, 361, 378, 384, 385.1, 385.201,
604/385.22, 385.24, 385.25
See application file for complete search history.

FOREIGN PATENT DOCUMENTS

WO	WO 96/31178	10/1996
WO	WO 96/31179	10/1996
WO	WO 00/35401	6/2000

* cited by examiner

Primary Examiner — T. Chase Nelson

Assistant Examiner — Michelle E Wilson

(74) *Attorney, Agent, or Firm* — Abbey A. Lopez

(56) **References Cited**

U.S. PATENT DOCUMENTS

4,568,342	A	*	2/1986	Davis	604/391
5,098,423	A	*	3/1992	Pieniak et al.	604/385.27
D343,681	S	*	1/1994	Hull	D24/126
5,569,234	A		10/1996	Buell et al.		
5,836,932	A		11/1998	Buell et al.		
D414,262	S		9/1999	Ashton et al.		
D421,802	S	*	3/2000	Van Gompel et al.	D24/126
D422,077	S	*	3/2000	Suprise et al.	D24/126
D423,098	S		4/2000	Stancyk, Jr.		
D436,400	S	*	1/2001	Kiecker	D24/126
D438,614	S	*	3/2001	Ratliff et al.	D24/126
D438,615	S	*	3/2001	Dimitrijevs et al.	D24/126

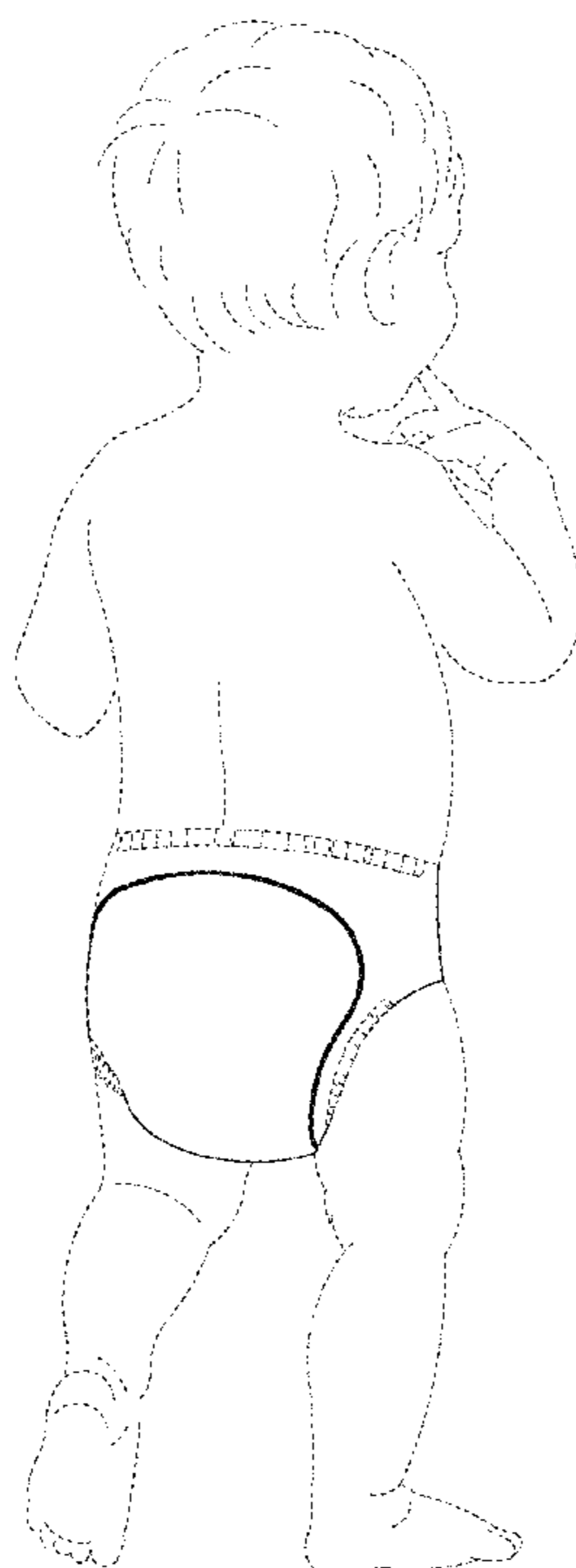
(57) **CLAIM**

The ornamental design for an absorbent article, as shown and described.

DESCRIPTION

FIG. 1 is a perspective view of an absorbent article;
FIG. 2 is a front view of the absorbent article of FIG. 1;
FIG. 3 is a left side view of the absorbent article of FIG. 1, the right side being a mirror image;
FIG. 4 is a rear view of the absorbent article of FIG. 1;
FIG. 5 is a top view of the absorbent article of FIG. 1; and,
FIG. 6 is a bottom view of the absorbent article of FIG. 1.

1 Claim, 6 Drawing Sheets



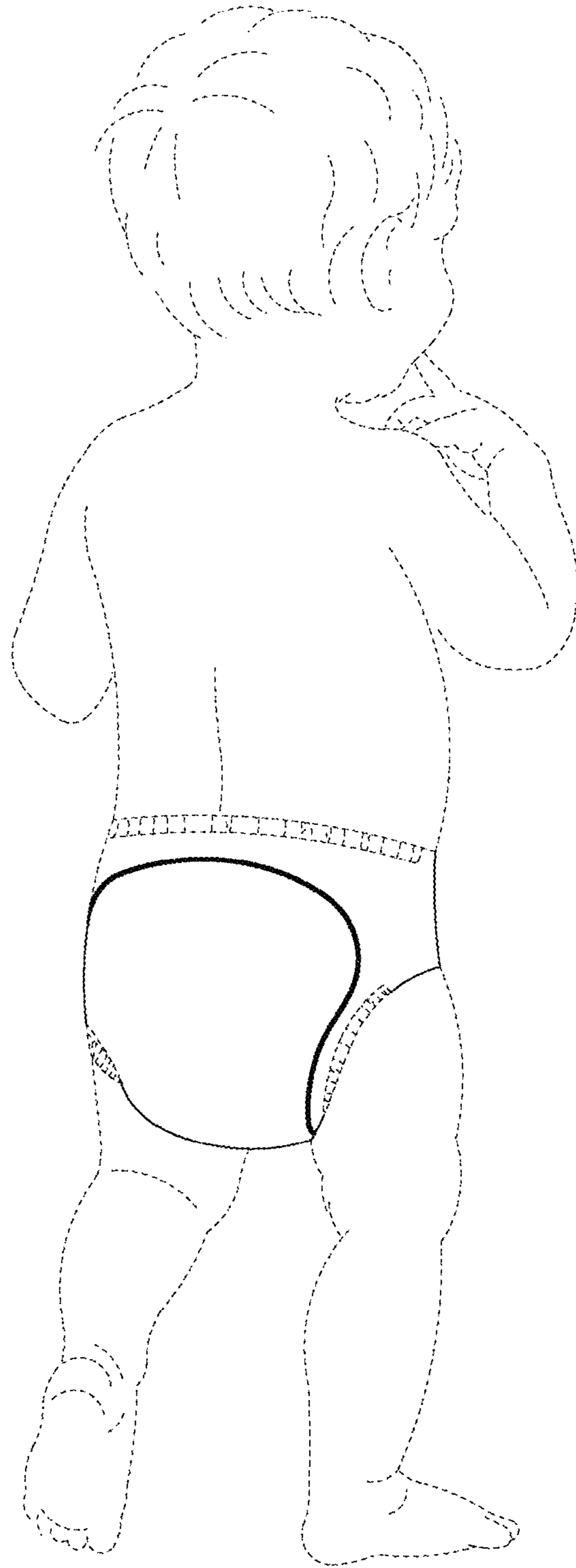


Fig. 1

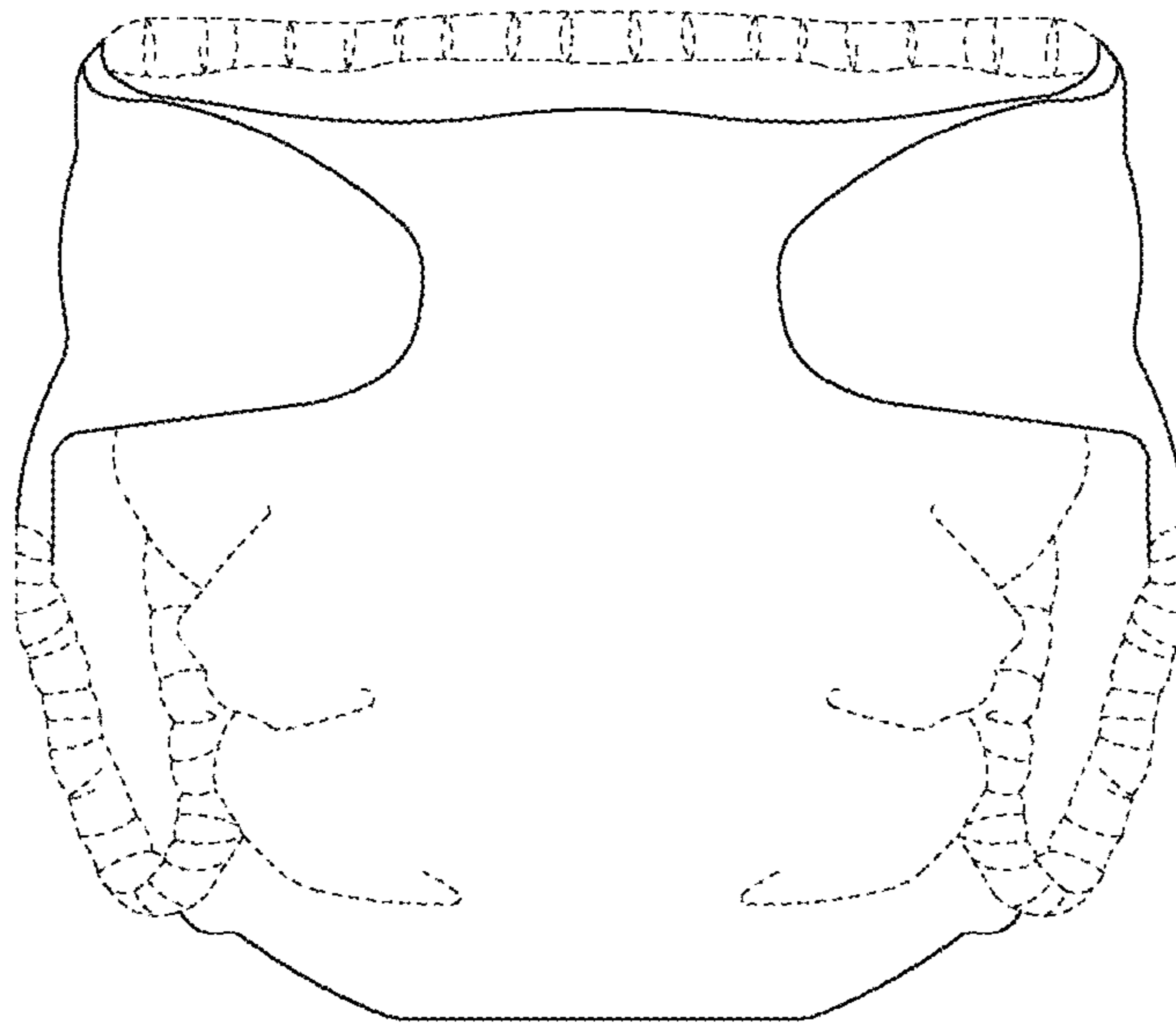


Fig. 2

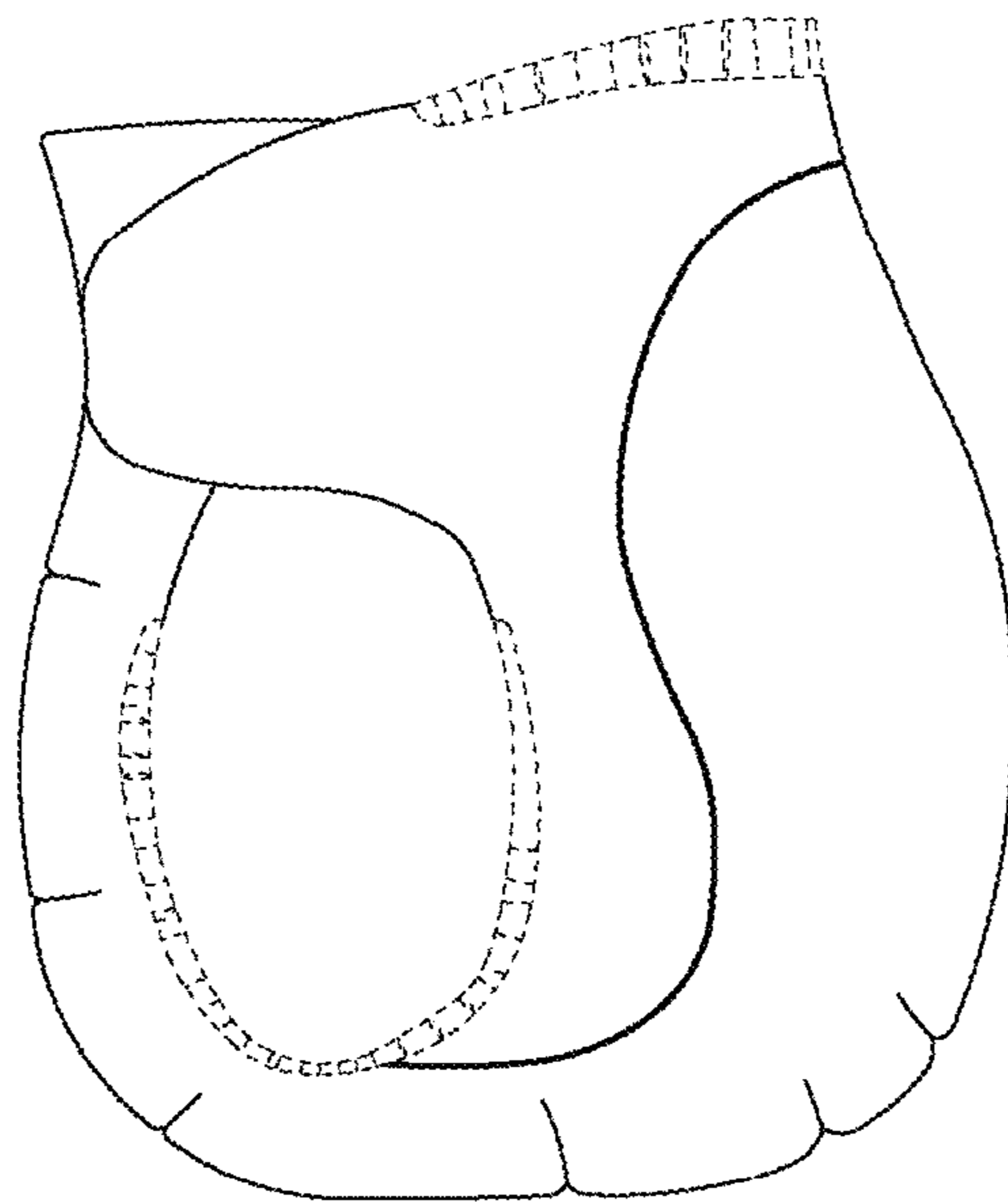


Fig. 3

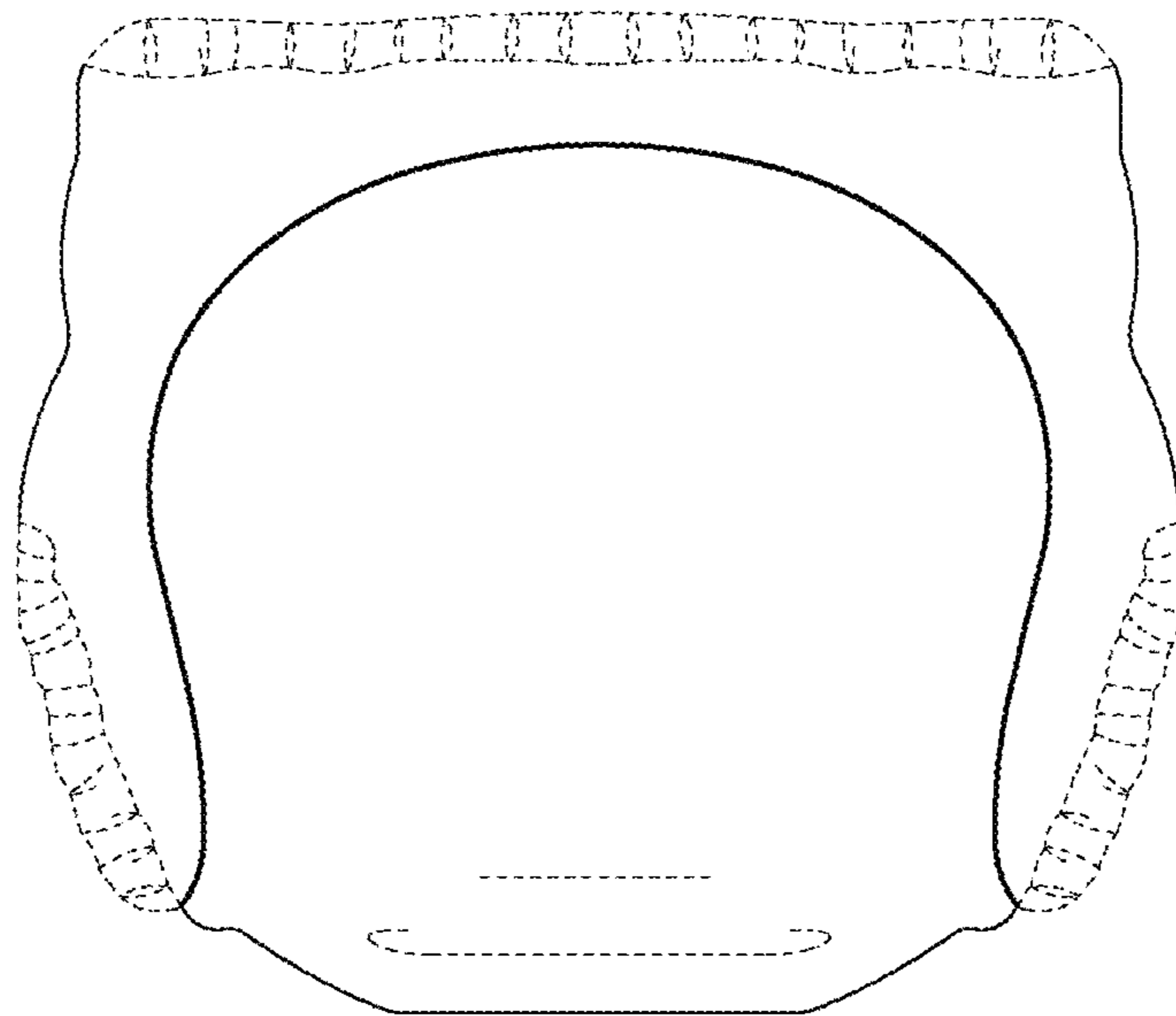


Fig. 4

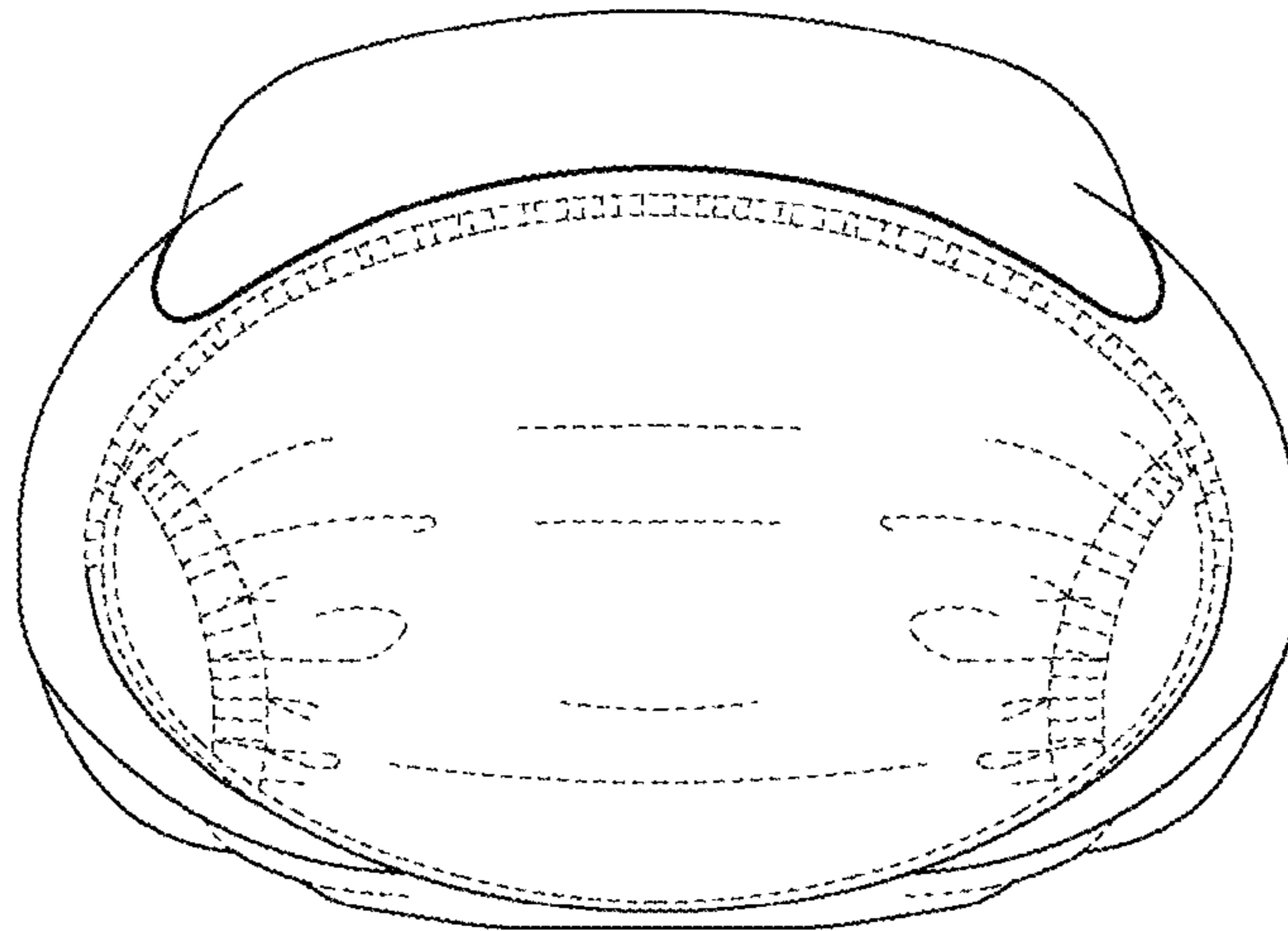


Fig. 5

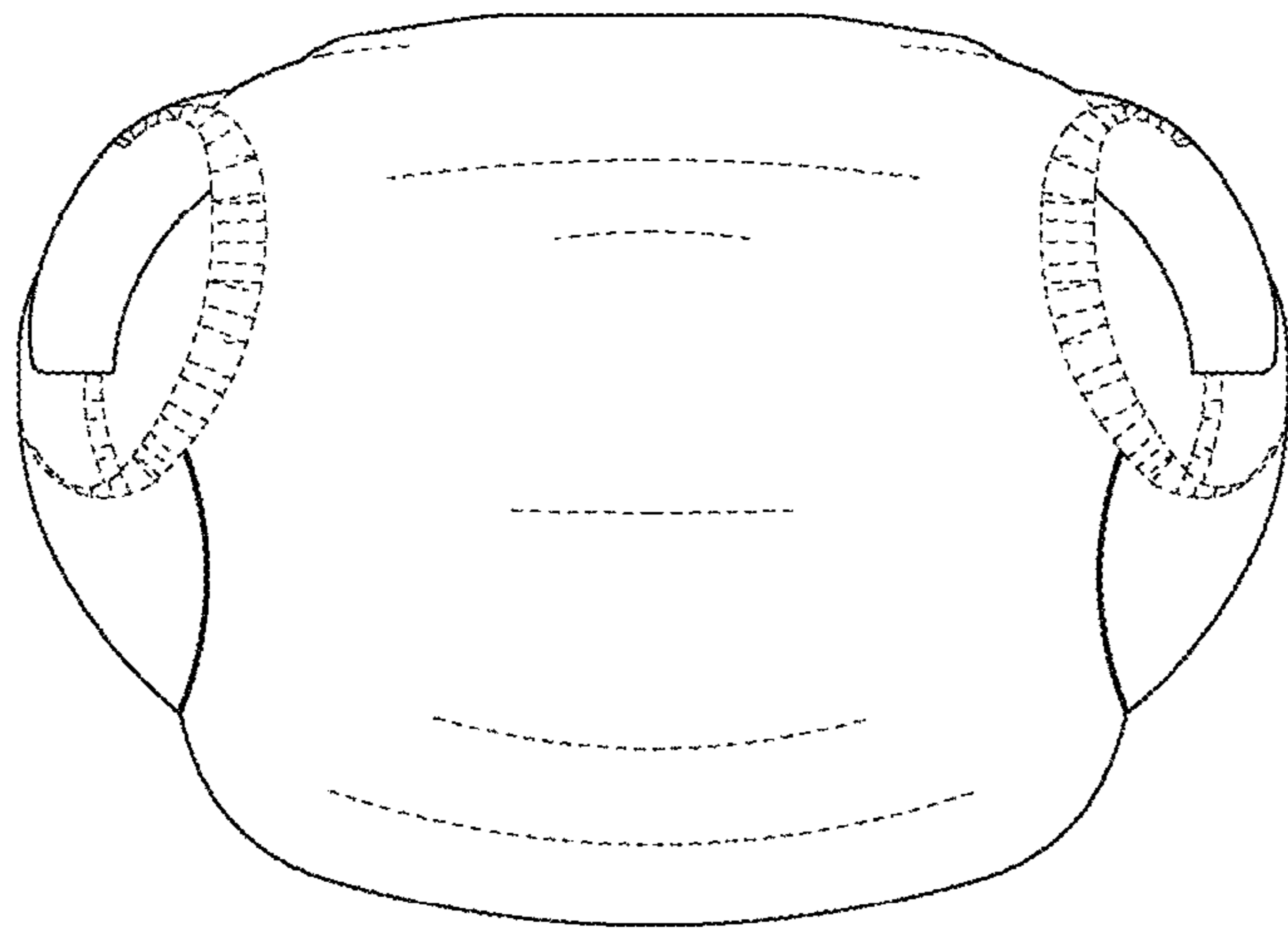


Fig. 6