



US00D681147S

(12) **United States Design Patent**  
**Barker et al.**

(10) **Patent No.:** **US D681,147 S**  
(45) **Date of Patent:** **\*\* Apr. 30, 2013**

(54) **FIREARM**

(56)

**References Cited**

(75) Inventors: **Dolphus Clay Barker**, Willmington, OH  
(US); **Hasan Maranli**, Sardinia, OH  
(US); **Adam Boyd Freeman**, Peebles,  
OH (US)

(73) Assignee: **Luxus Arms LLC**, Mount Orab, OH  
(US)

(\*\*) Term: **14 Years**

(21) Appl. No.: **29/408,141**

(22) Filed: **Dec. 7, 2011**

(51) **LOC (9) Cl.** ..... **22-01**

(52) **U.S. Cl.**  
USPC ..... **D22/103**

(58) **Field of Classification Search** ..... D22/100,  
D22/101, 103, 104, 108, 199; D21/572-575;  
42/51, 71.01, 75.01, 75.02, 90, 94, 134, 136,  
42/139, 125, 72, 111; 89/40.06, 41.19, 37.04,  
89/33.04, 191.01, 200-204; 124/67, 66,  
124/72, 74

See application file for complete search history.

U.S. PATENT DOCUMENTS

592,239	A *	10/1897	Davenport	42/23
3,355,833	A *	12/1967	Ruger et al.	42/23
4,467,544	A *	8/1984	Gerwig	42/1.08
4,879,827	A *	11/1989	Gentry	42/23
5,813,158	A *	9/1998	Campbell et al.	42/75.03
6,604,311	B1 *	8/2003	Laney et al.	42/51
7,257,917	B1 *	8/2007	Garland	42/51
7,908,781	B2 *	3/2011	Laney et al.	42/51
8,261,478	B2 *	9/2012	Laney et al.	42/51
2005/0235545	A1 *	10/2005	Roller et al.	42/75.1
2011/0185614	A1 *	8/2011	Laney et al.	42/51
2012/0023800	A1 *	2/2012	Laney	42/8
2012/0240440	A1 *	9/2012	Phair	42/51

\* cited by examiner

*Primary Examiner* — Michael A Pratt

(57)

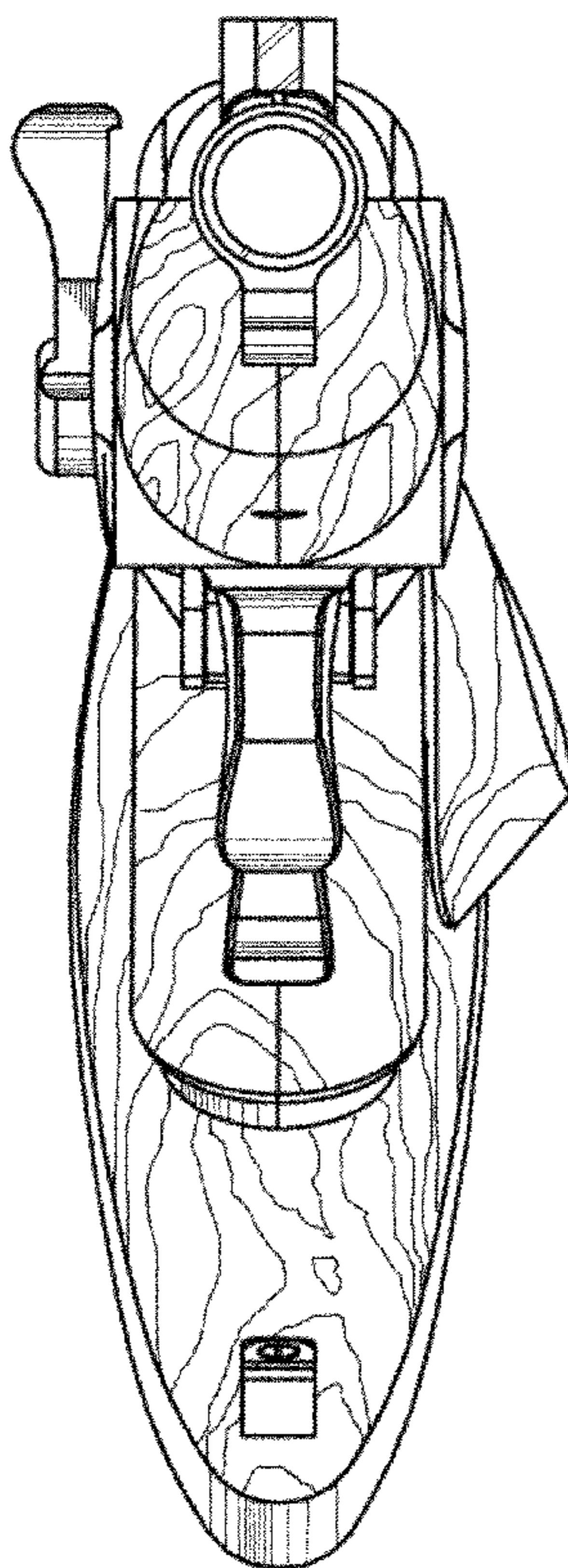
**CLAIM**

The ornamental design for a firearm, as shown and described.

**DESCRIPTION**

FIG. 1 is a front view of a firearm showing our new design;  
FIG. 2 is a rear view thereof;  
FIG. 3 is a left side view thereof;  
FIG. 4 is a right side view thereof;  
FIG. 5 is a top plan view thereof; and  
FIG. 6 is a bottom plan view thereof.  
FIG. 7 is a perspective plan view thereof; and,  
FIG. 8 is a right side view with the action in an open position.

**1 Claim, 8 Drawing Sheets**



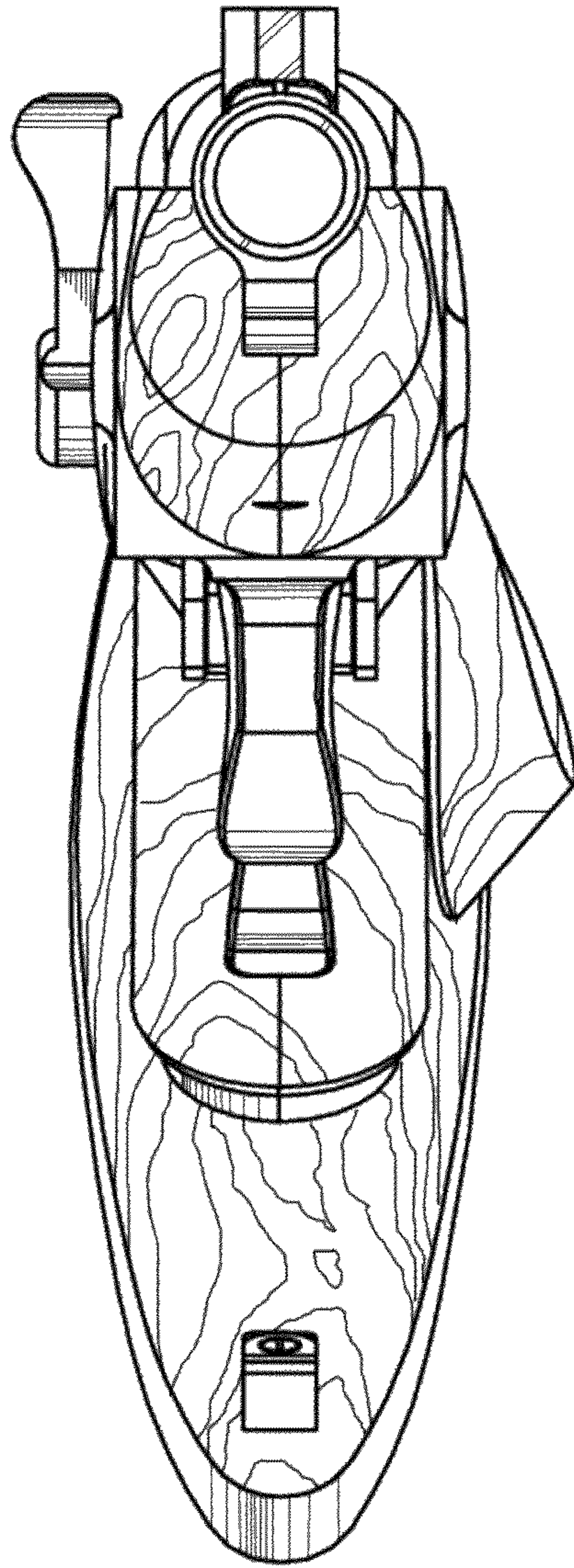


Fig. 1

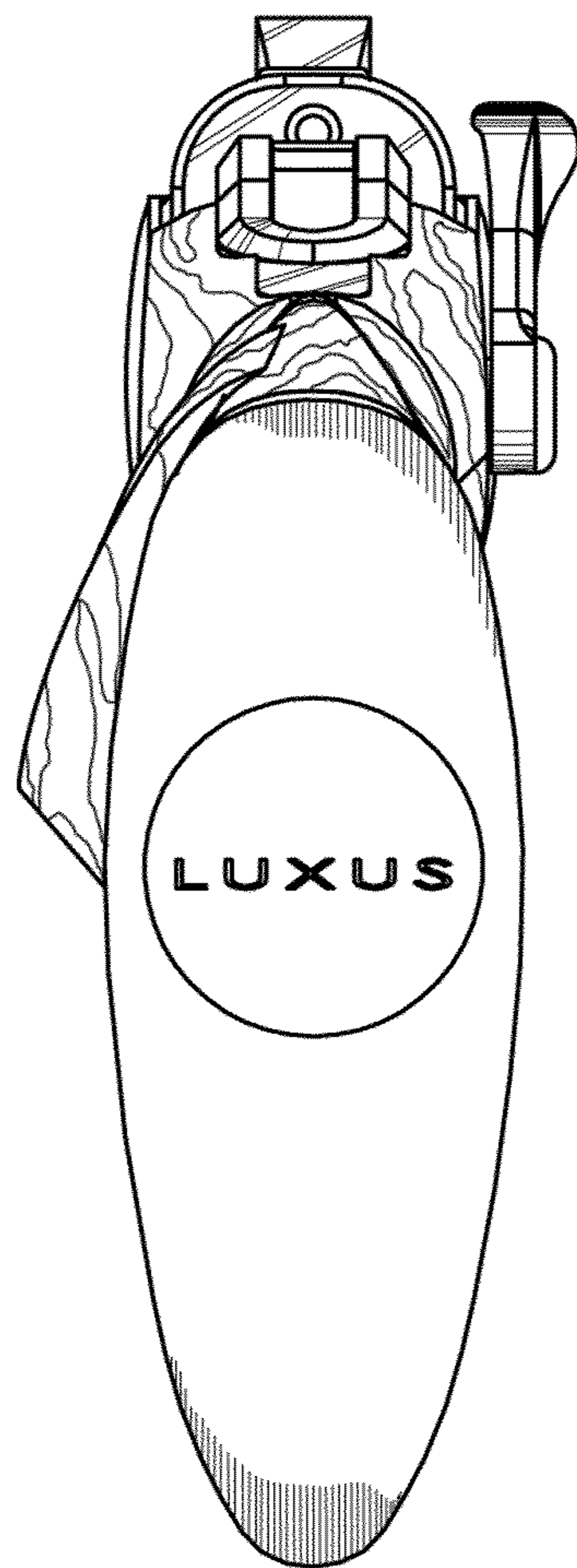


Fig. 2

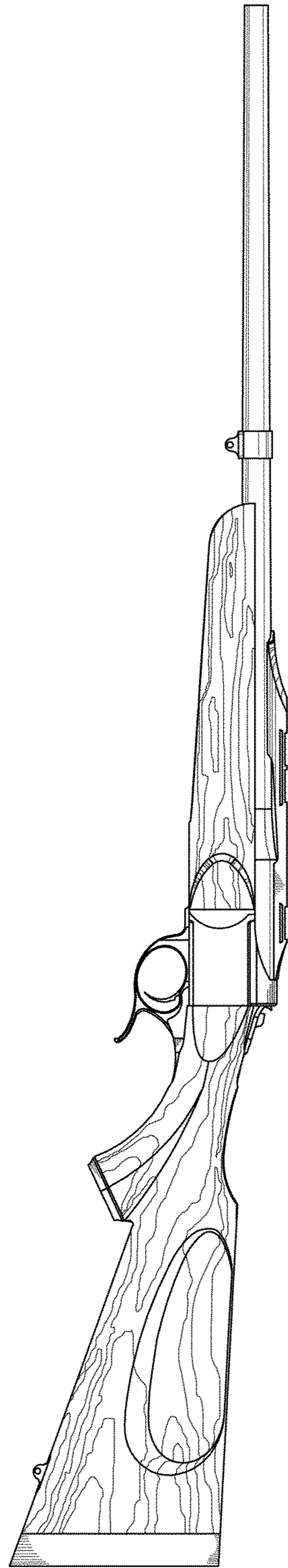


Fig. 3



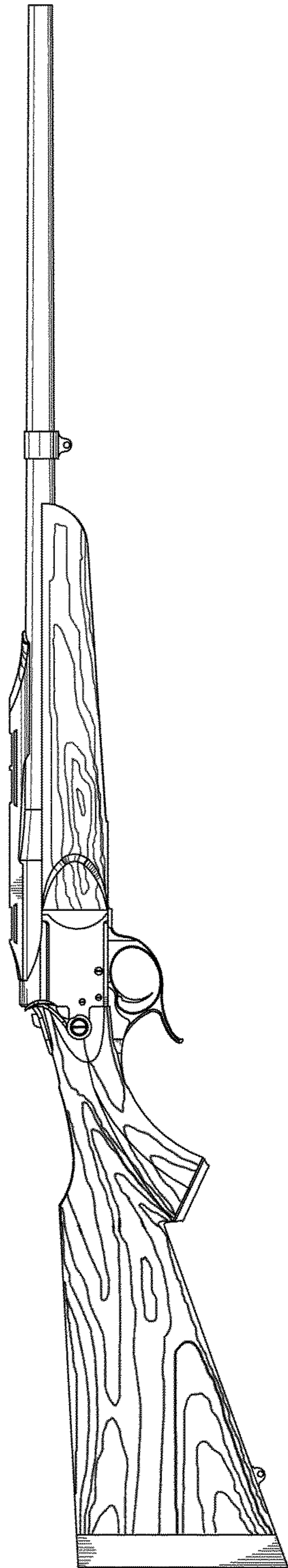


Fig. 4

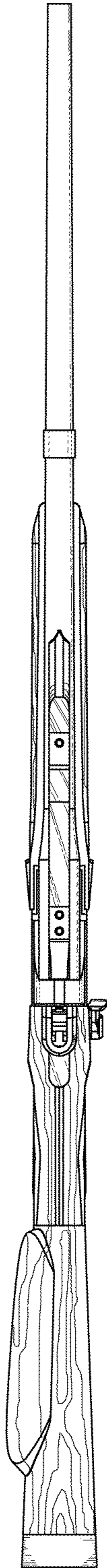


Fig. 5

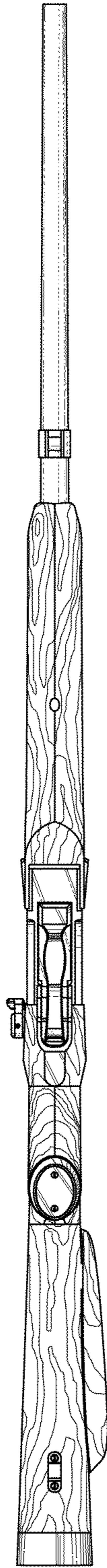


Fig. 6



Fig. 7



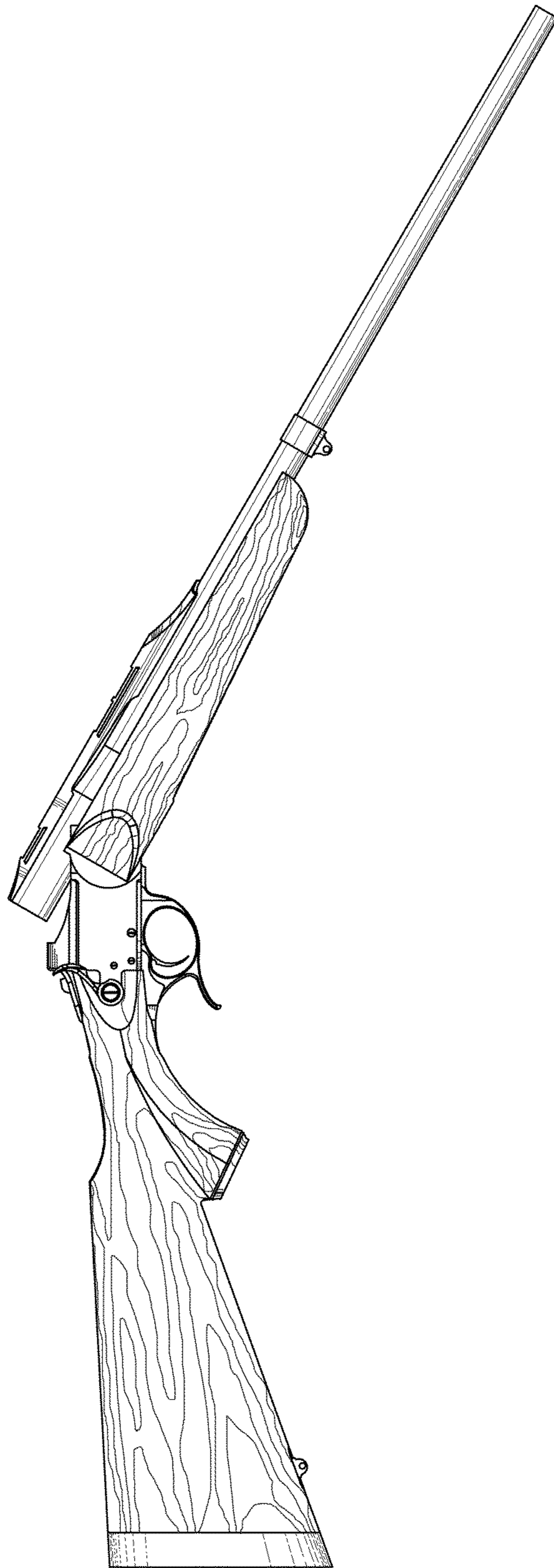


Fig. 8