



US00D681135S

(12) **United States Design Patent**
Yueh

(10) **Patent No.:** **US D681,135 S**
(45) **Date of Patent:** **** Apr. 30, 2013**

- (54) **PUPPET**
- (71) Applicant: **Hannspree, Inc.**, New Taipei (TW)
- (72) Inventor: **Chin-Huei Yueh**, Taipei (TW)
- (73) Assignee: **Hannspree, Inc.**, New Taipei (TW)
- (**) Term: **14 Years**
- (21) Appl. No.: **29/437,718**
- (22) Filed: **Nov. 20, 2012**
- (51) **LOC (9) Cl.** **21-01**
- (52) **U.S. Cl.**
USPC **D21/588**; D21/621
- (58) **Field of Classification Search** D21/587–590,
D21/621, 623, 624, 625, 628, 630, 631, 633,
D21/640, 643–649, 659; 446/268, 360, 361,
446/376, 379, 382–384; D6/595–601
See application file for complete search history.

- D291,817 S * 9/1987 Fogarty et al. D21/588
- D301,083 S * 5/1989 Wagner D2/615
- D417,707 S * 12/1999 Gilford D21/626
- D534,972 S * 1/2007 Strasberg D21/588
- D552,694 S * 10/2007 Kaiser D21/626
- D652,459 S * 1/2012 Adinolfi D21/626

* cited by examiner

Primary Examiner — Zenia Bennett

(74) *Attorney, Agent, or Firm* — Bacon & Thomas, PLLC

(57) **CLAIM**

The ornamental design for a puppet, as shown.

DESCRIPTION

FIG. 1 is a perspective view of a puppet showing my new design;
 FIG. 2 is a front elevational view thereof;
 FIG. 3 is a rear elevational view thereof;
 FIG. 4 is a left side elevational view thereof;
 FIG. 5 is a right side elevational view thereof;
 FIG. 6 is a top plan view thereof; and,
 FIG. 7 is a bottom plan view thereof.
 The broken lines in the drawing are for illustrative purposes only and form no part of the claimed design.

(56) **References Cited**

U.S. PATENT DOCUMENTS

- D186,119 S * 9/1959 Henson D21/588
- D247,515 S * 3/1978 Giustino D21/588

1 Claim, 6 Drawing Sheets





FIG. 1



FIG. 2

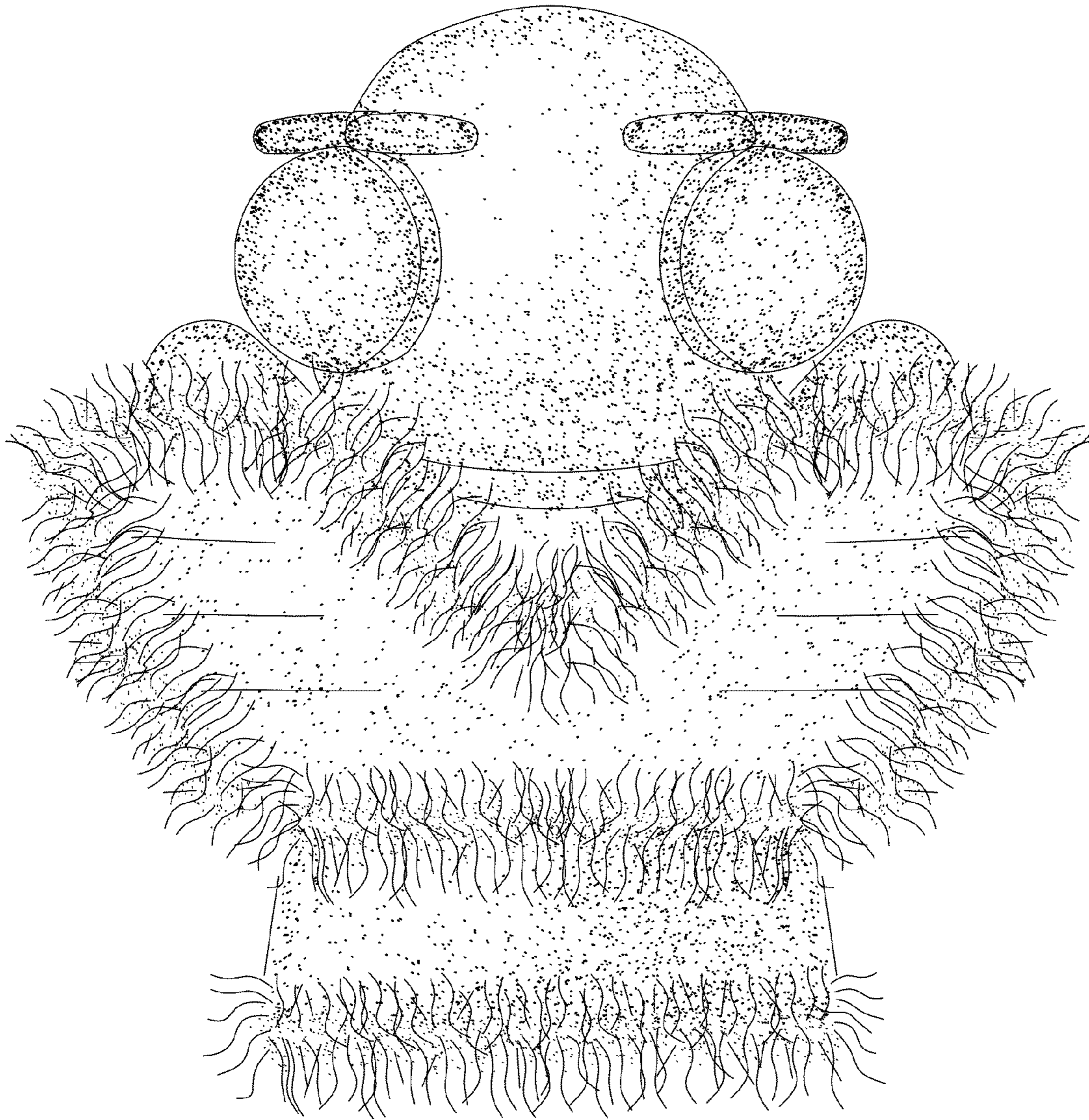


FIG. 3

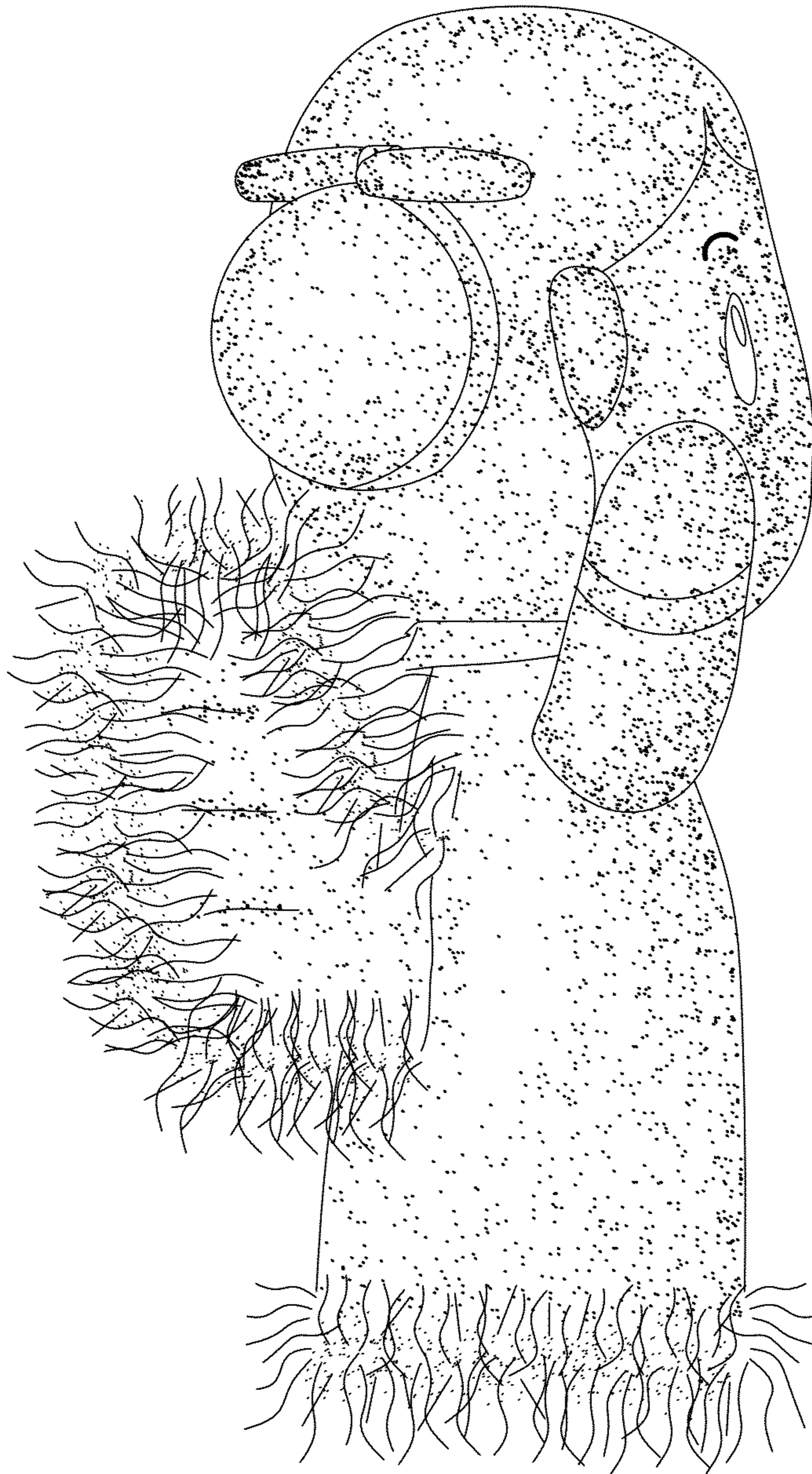


FIG. 4

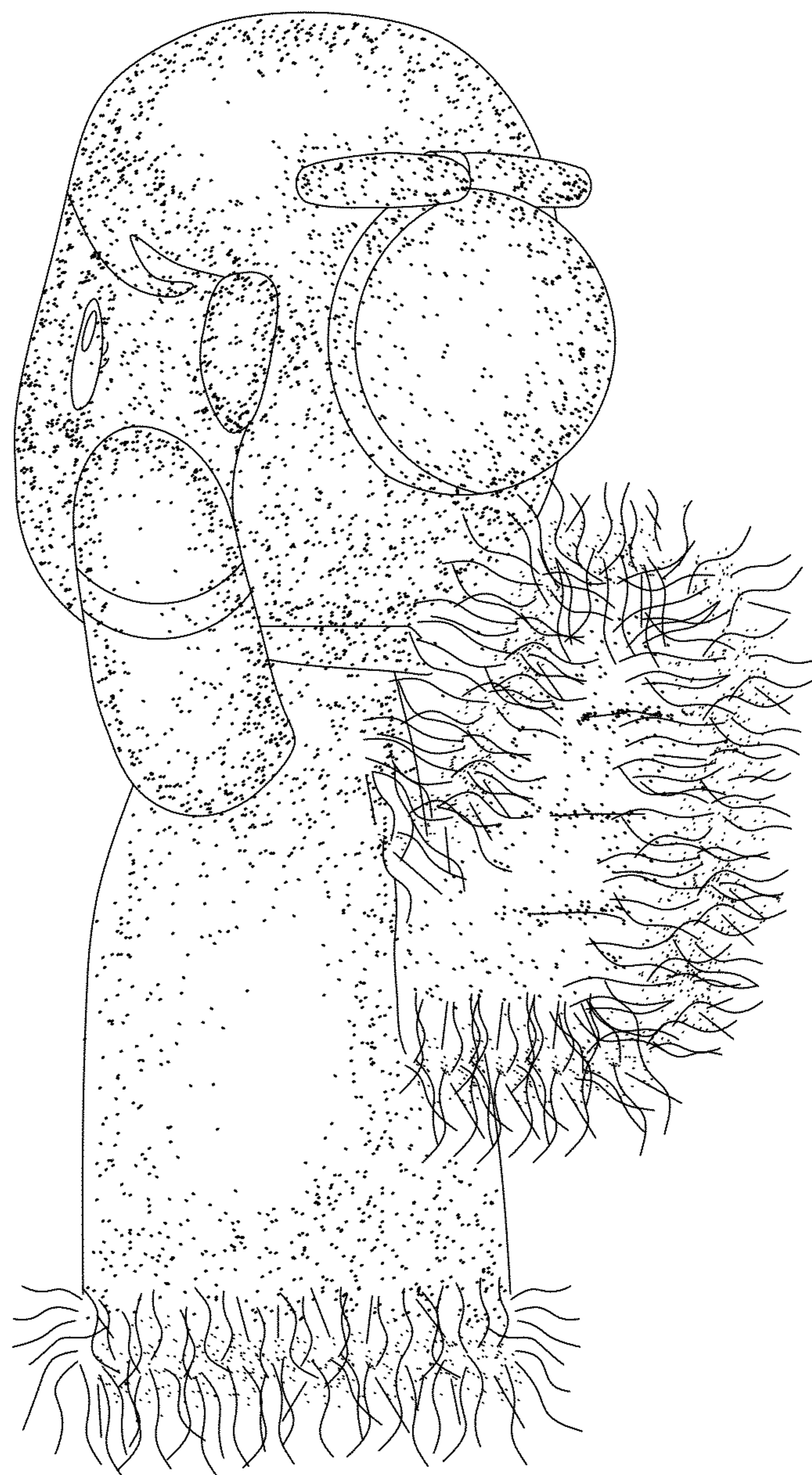


FIG. 5

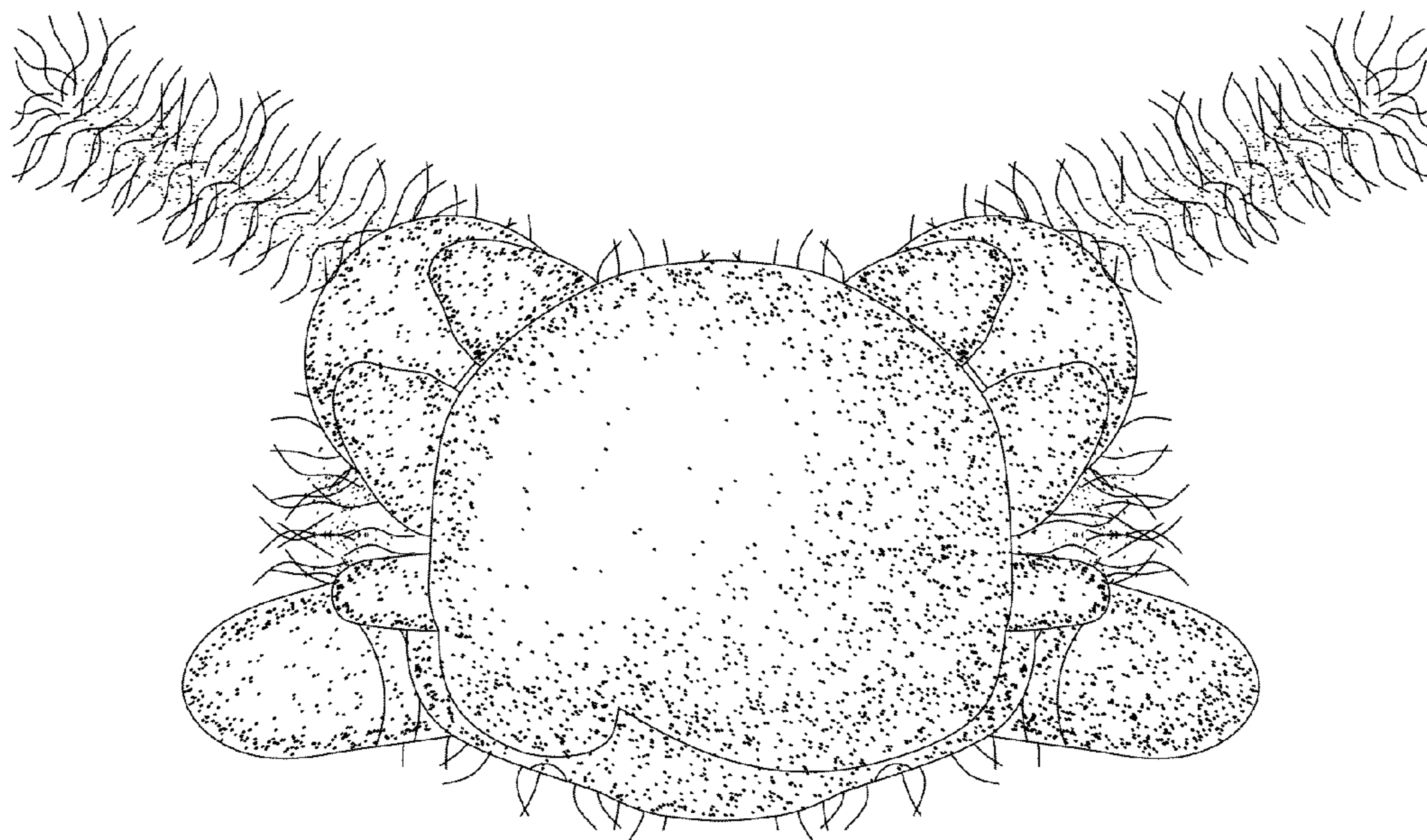


FIG. 6

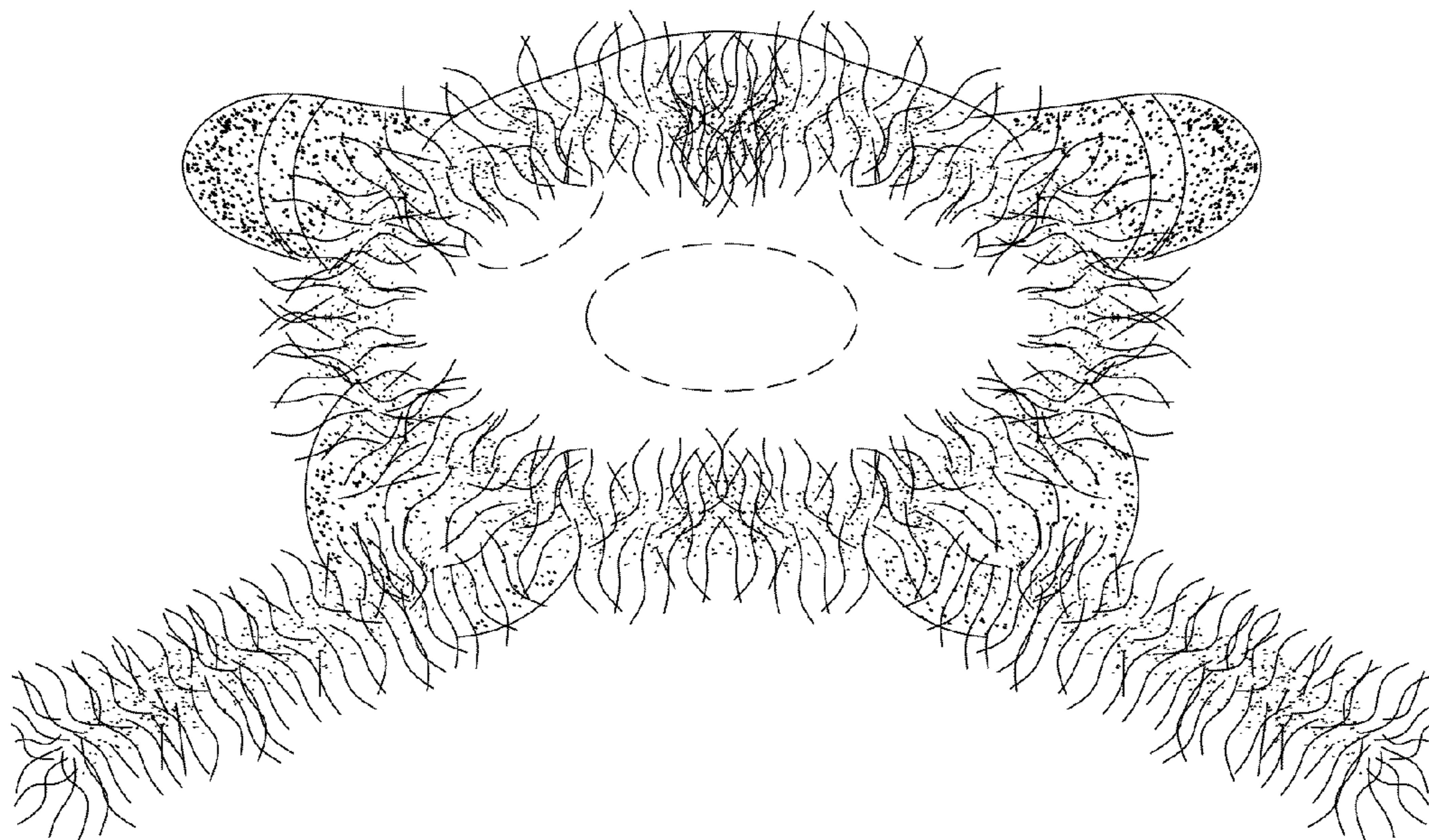


FIG. 7