



US00D681126S

(12) **United States Design Patent**
Bengyak

(10) **Patent No.:** **US D681,126 S**

(45) **Date of Patent:** **** Apr. 30, 2013**

(54) **HAND SIGN**

(76) Inventor: **Christopher Edward Bengyak**, Vero Beach, FL (US)

(**) Term: **14 Years**

(21) Appl. No.: **29/395,995**

(22) Filed: **Apr. 30, 2012**

(51) **LOC (9) Cl.** **20-03**

(52) **U.S. Cl.**
USPC **D20/30; D20/33**

(58) **Field of Classification Search** D20/10,
D20/29-33, 35, 36, 99; 40/446, 538, 541,
40/584, 586; D2/615; D21/400, 606; D10/109.1,
D10/109.2; D11/131, 158, 160
See application file for complete search history.

(56) **References Cited**

U.S. PATENT DOCUMENTS

D137,942 S * 5/1944 Siewing D11/137
D138,915 S * 9/1944 Zimser D11/137

(Continued)

OTHER PUBLICATIONS

Coppin State Eagles Logos—Chris Creamer’s sportslogos.net <http://www.sportslogos.net/team.php?id=650> pulled from the web on Dec. 13, 2011.*

(Continued)

Primary Examiner — Mary Ann Calabrese

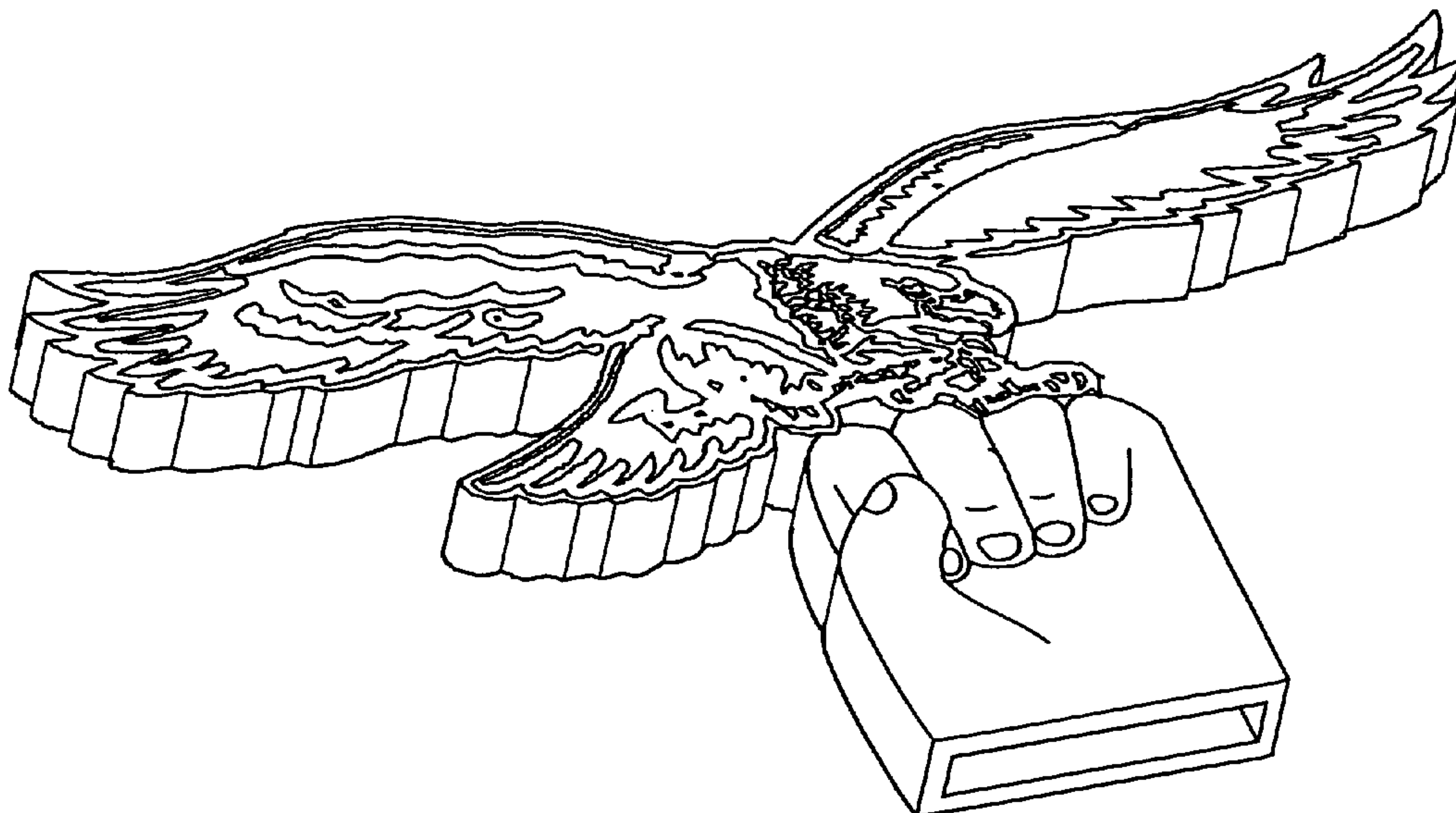
(57) **CLAIM**

The ornamental design for a hand sign, as shown and described.

DESCRIPTION

FIG. 1 is a right-side elevational view of a first embodiment of a left-hand hand sign according to the invention; FIG. 2 is a left-side elevational view of the left-hand hand sign of FIG. 1; FIG. 3 is a reduced scale rear elevational view of the left-hand hand sign of FIG. 1; FIG. 4 is a reduced scale front elevational view of the left-hand hand sign of FIG. 1; FIG. 5 is a reduced scale top plan view of the left-hand hand sign of FIG. 1; FIG. 6 is a reduced scale bottom plan view of the left-hand hand sign of FIG. 1; FIG. 7 is a perspective view from below the rear of the right side of the left-hand hand sign of FIG. 1; FIG. 8 is a perspective view from above the front of the right side of the left-hand hand sign of FIG. 1; FIG. 9 is a left-side elevational view of a second embodiment of a right-hand hand sign according to the invention; FIG. 10 is a right-side elevational view of the right-hand hand sign of FIG. 9; FIG. 11 is a reduced scale front elevational view of the right-hand hand sign of FIG. 9; FIG. 12 is a reduced scale rear elevational view of the right-hand hand sign of FIG. 9; FIG. 13 is a reduced scale top plan view of the right-hand hand sign of FIG. 9; FIG. 14 is a reduced scale bottom plan view of the right-hand hand sign of FIG. 9; FIG. 15 is a perspective view from below the rear of the left side of the right-hand hand sign of FIG. 9; and, FIG. 16 is a perspective view from above the front of the left side of the right-hand hand sign of FIG. 9.

1 Claim, 12 Drawing Sheets



US D681,126 S

Page 2

U.S. PATENT DOCUMENTS

D295,640 S * 5/1988 Breault D10/109.1
D362,057 S * 9/1995 Clayton D23/367
D429,285 S * 8/2000 Schini D20/32
D646,211 S * 10/2011 Hu D12/190
D656,198 S * 3/2012 Bengyak D20/30
D658,718 S * 5/2012 Bengyak D20/30
D664,598 S * 7/2012 Bengyak D20/30

OTHER PUBLICATIONS

Philadelphia Eagles Logo (1987-1995)—Chris Creamer's sportslogos.net <http://www.sportslogos.net/logo.php?id=961> pulled from the web on Dec. 14, 2011.*

Eagle 1—The coloring Spot <http://thecoloringspot.com/birds-coloring-pages/eagle> pulled from the web on Dec. 14, 2011.*

* cited by examiner




FIG. 1




FIG. 2

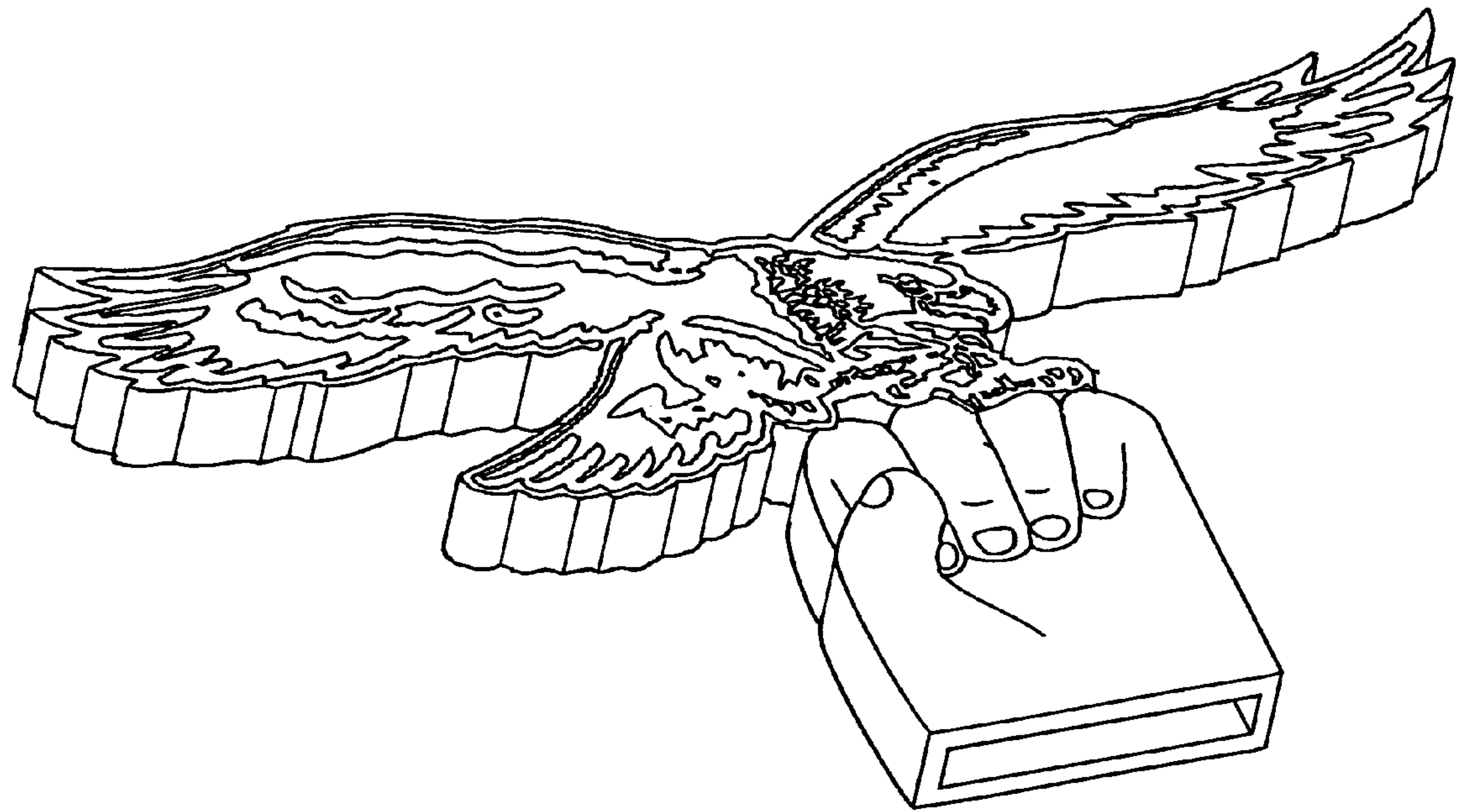


FIG. 7

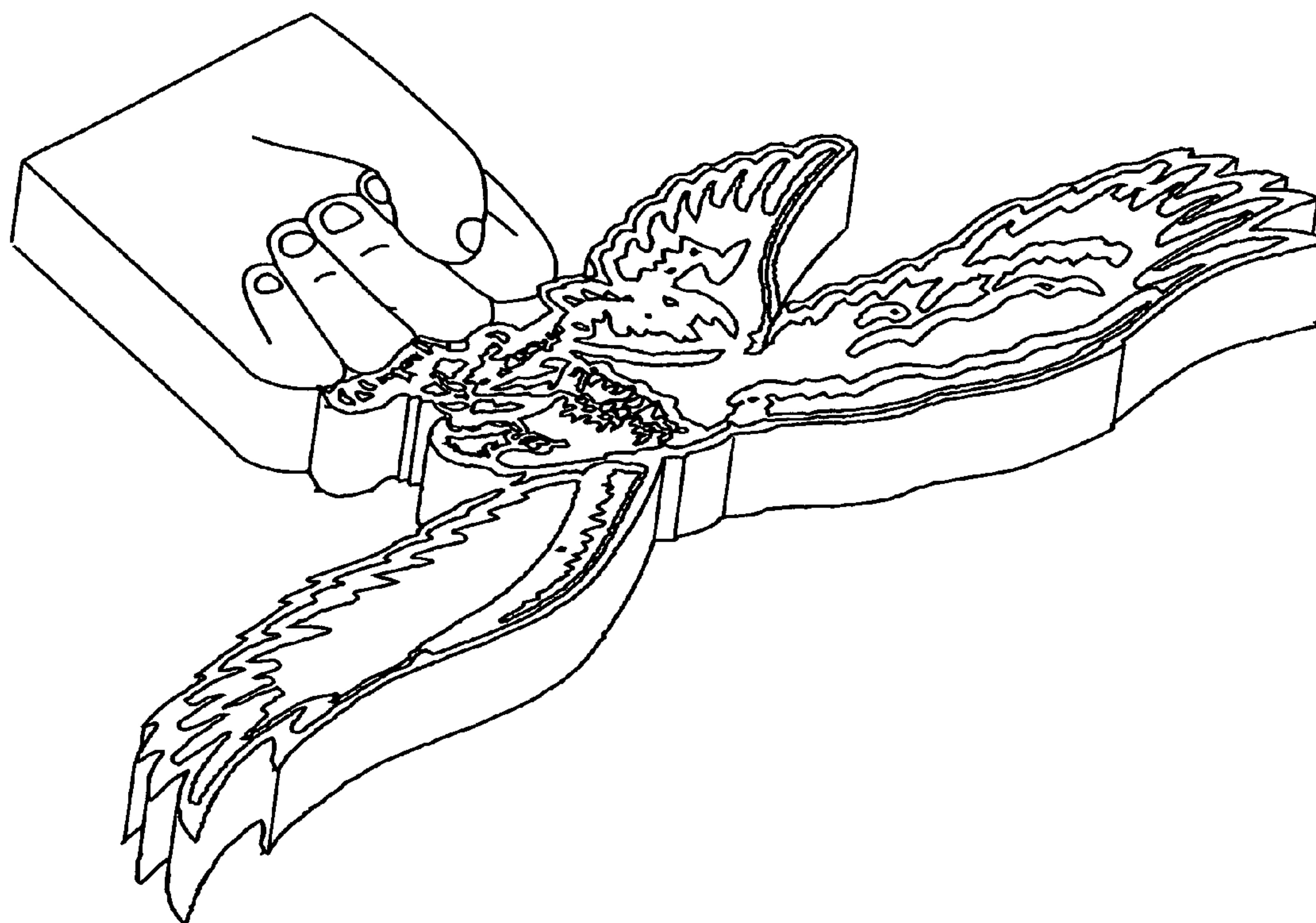


FIG. 8




FIG. 9




FIG. 10

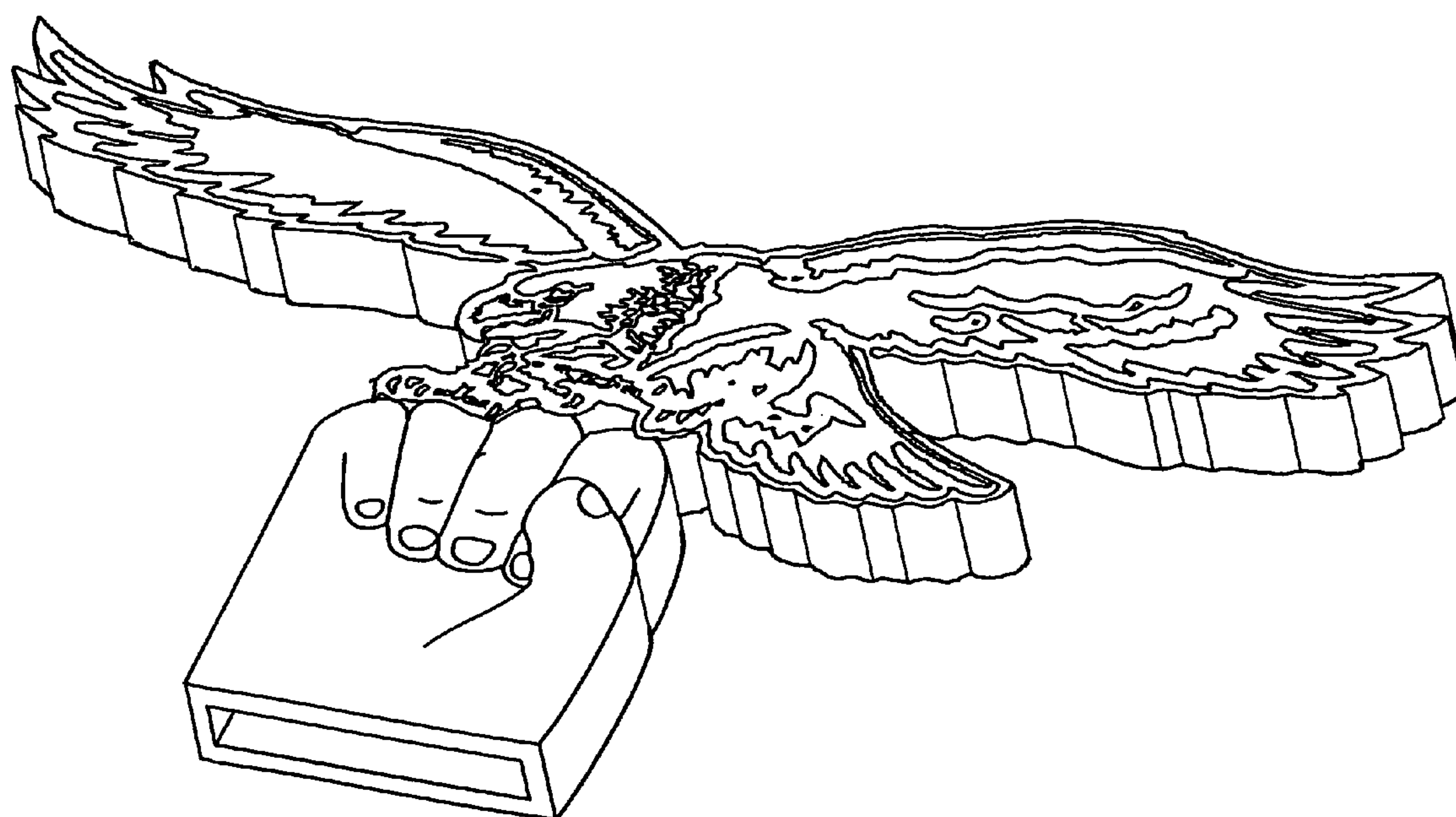


FIG. 15

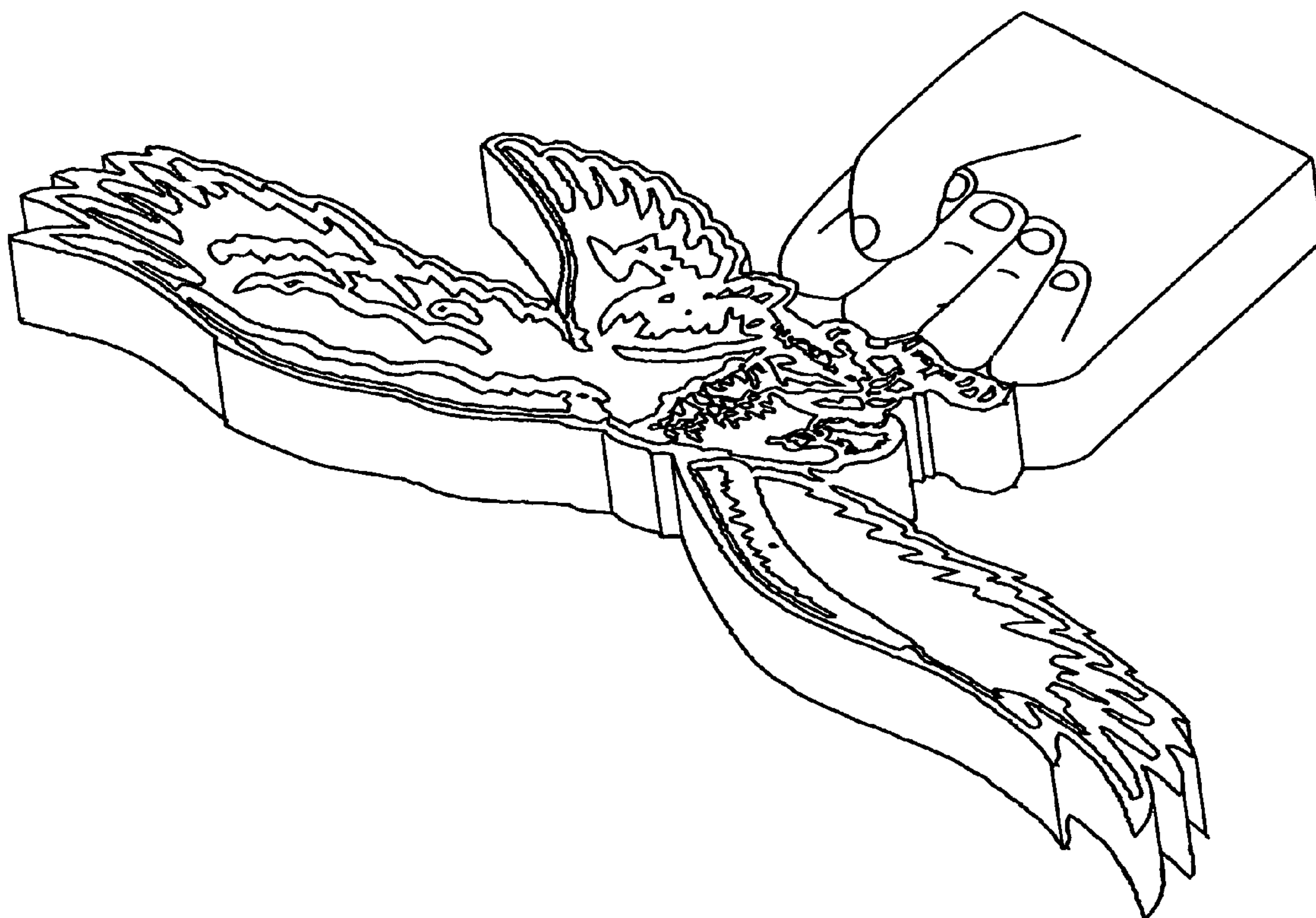


FIG. 16