

US00D681116S

(12) **United States Design Patent**
Kermaal

(10) **Patent No.:** **US D681,116 S**

(45) **Date of Patent:** **** Apr. 30, 2013**

(54) **WRITING INSTRUMENT**

(75) Inventor: **Philippe Kermaal**, Paris (FR)

(73) Assignee: **Waterman SAS**, Boulonge-Billancourt (FR)

(**) Term: **14 Years**

(21) Appl. No.: **29/402,159**

(22) Filed: **Sep. 21, 2011**

(30) **Foreign Application Priority Data**

Mar. 31, 2011 (EM) 00126833800010005

(51) **LOC (9) Cl.** **19-06**

(52) **U.S. Cl.**
USPC **D19/50**

(58) **Field of Classification Search** D14/411;
D19/35, 36, 41-51, 54-58; 24/11 F, 11 P,
24/11 R; 401/52, 99-109, 192, 195, 196
See application file for complete search history.

(56) **References Cited**

U.S. PATENT DOCUMENTS

D240,525 S *	7/1976	Defores	D19/47
D245,504 S *	8/1977	Defores	D19/50
D254,912 S *	5/1980	Ito	D19/48
D280,420 S *	9/1985	Verhaegue	D19/48
D280,737 S *	9/1985	Verhaegue	D19/48
D323,189 S	1/1992	Tu	
D323,852 S *	2/1992	Gomez	D19/48
D326,868 S *	6/1992	Nitta	D19/49
D339,162 S *	9/1993	Verhaegue	D19/51
D339,378 S	9/1993	Verhaegue	
D360,433 S *	7/1995	Payne et al.	D19/51
D367,673 S *	3/1996	Compte	D19/51
D367,887 S *	3/1996	Compte	D19/51

D368,930 S	4/1996	Payne	
D390,873 S *	2/1998	Oka	D19/49
D391,606 S *	3/1998	Compte	D19/51

(Continued)

FOREIGN PATENT DOCUMENTS

AU	112550 S	10/1991	
AU	133839 S	5/1998	

(Continued)

OTHER PUBLICATIONS

Photographs of Waterman Expert pens, applicant's internal files.

(Continued)

Primary Examiner — Elizabeth Albert

(74) *Attorney, Agent, or Firm* — Marshall, Gerstein & Borun LLP

(57) **CLAIM**

The ornamental design for a writing instrument, as shown and described.

DESCRIPTION

FIG. 1 is a perspective view showing my new design for a writing instrument;

FIG. 2 is a front view of the writing instrument of FIG. 1;

FIG. 3 is a right side view of the writing instrument of FIG. 1;

FIG. 4 is a rear view of the writing instrument of FIG. 1;

FIG. 5 is a left side view of the writing instrument of FIG. 1;

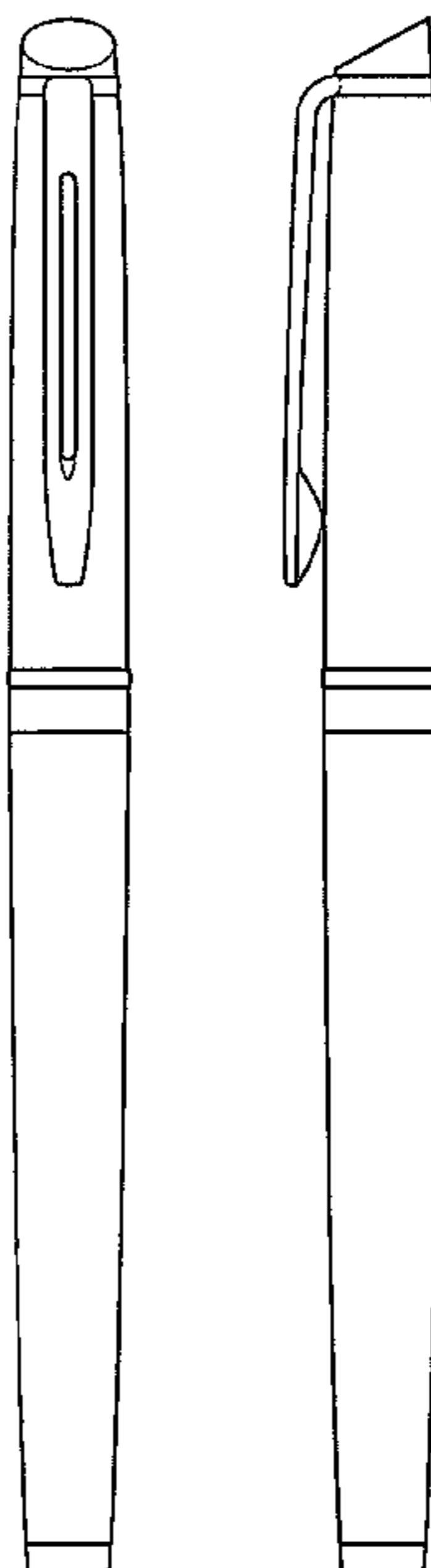
FIG. 6 is a top plan view of the writing instrument of FIG. 1;

and,

FIG. 7 is a bottom plan view of the writing instrument of FIG. 1.

The broken lines in the drawings illustrate unclaimed portions of the writing instrument and form no part of the claimed design.

1 Claim, 2 Drawing Sheets



US D681,116 S

Page 2

U.S. PATENT DOCUMENTS

D392,316 S	3/1998	Verhaeghe	
D394,877 S *	6/1998	Hsieh	D19/56
D398,934 S *	9/1998	Veillon	D19/51
D409,657 S	5/1999	Veillon et al.	
D436,995 S *	1/2001	Veillon	D19/43
D440,604 S *	4/2001	Restrepo	D19/51
D459,393 S	6/2002	Verhaeghe	
D488,508 S *	4/2004	Finney et al.	D19/51
D489,092 S *	4/2004	Izushima	D19/56
D501,028 S *	1/2005	Carre	D19/43
D503,740 S *	4/2005	Carre	D19/50
D540,866 S *	4/2007	Qiu	D19/48
D562,384 S *	2/2008	Qiu	D19/36
D579,496 S *	10/2008	Qiu et al.	D19/48
D586,393 S *	2/2009	Nishida	D19/49
D590,880 S *	4/2009	Kim et al.	D19/50
D594,059 S *	6/2009	Shibata	D19/48
D603,452 S *	11/2009	Rolion et al.	D19/50
D628,646 S *	12/2010	Zhano	D19/51
D655,340 S *	3/2012	Liu	D19/51

FOREIGN PATENT DOCUMENTS

CA	74270	5/1994
DE	49812227-0002	9/1999
EM	000136569-0001	5/2004
EM	001083349-0001	3/2009
GB	2033874	4/1993
IN	210350	5/2007
JP	836547	1/1992
JP	D1206716	5/2004
JP	D1274012	6/2006
RU	51347 U1	2/2006
RU	63084 U1	5/2007
WO	DM/054831	1/2001

OTHER PUBLICATIONS

Photographs of Waterman Hemisphere pens, applicant's internal files.

* cited by examiner




FIG. 1




FIG. 2

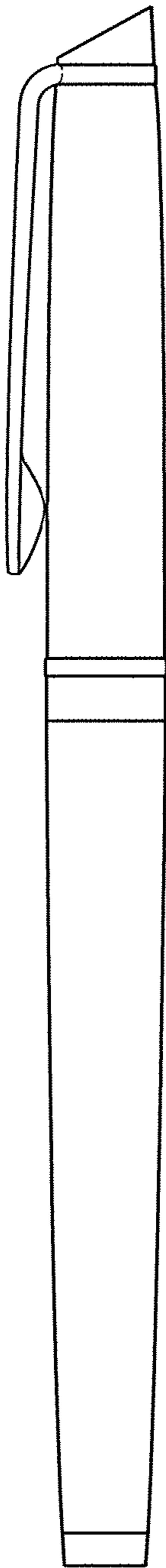


FIG. 3




FIG. 4

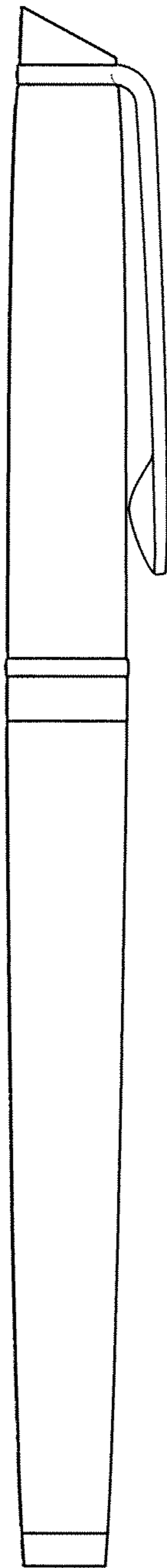


FIG. 5

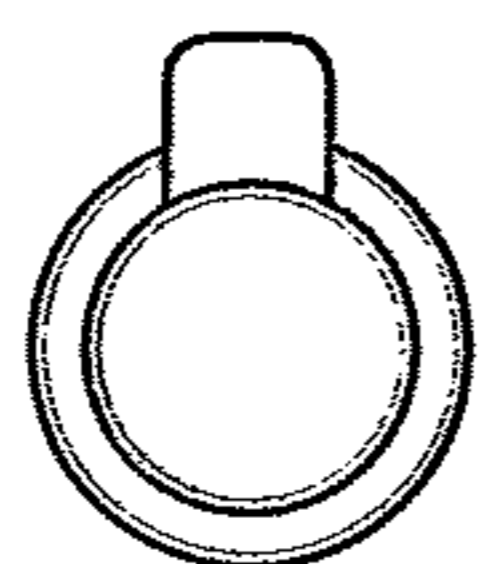


FIG. 6

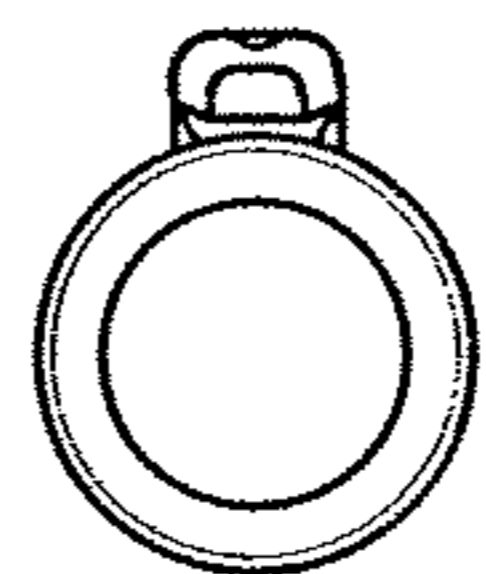


FIG. 7