



US00D681114S

(12) **United States Design Patent**  
**Houlgate**

(10) **Patent No.:** **US D681,114 S**

(45) **Date of Patent:** **\*\* Apr. 30, 2013**

- (54) **PEN**
- (76) **Inventor:** **Gregory Alan Houlgate**, London (GB)
- (\*\*) **Term:** **14 Years**
- (21) **Appl. No.:** **29/394,016**
- (22) **Filed:** **Jun. 13, 2011**
- (51) **LOC (9) Cl.** ..... **19-06**
- (52) **U.S. Cl.**  
USPC ..... **D19/48**
- (58) **Field of Classification Search** ..... D19/35,  
D19/36, 41-51, 54-58; D14/411; 24/11 F,  
24/11 P, 11 R; 401/52, 99, 100-109, 192,  
401/195, 196  
  
See application file for complete search history.

- D418,494 S \* 1/2000 Robb ..... D14/411
- D428,918 S \* 8/2000 Mittersinker ..... D19/56
- D482,399 S \* 11/2003 Yang ..... D19/51
- D506,781 S \* 6/2005 Koch ..... D19/50
- D565,103 S \* 3/2008 Richter et al. .... D19/50
- D569,907 S \* 5/2008 Richter et al. .... D19/50
- D586,398 S \* 2/2009 Cheng et al. .... D19/56
- D623,225 S \* 9/2010 Ryan ..... D19/48

\* cited by examiner

*Primary Examiner* — Elizabeth Albert

(56) **References Cited**

**U.S. PATENT DOCUMENTS**

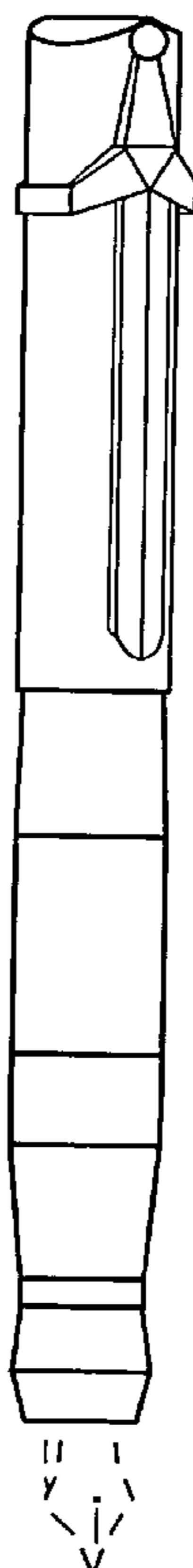
- D81,577 S \* 7/1930 Gardner ..... D19/58
- D116,005 S \* 8/1939 Ashmore ..... D19/56
- D152,510 S \* 1/1949 Waldinger ..... D19/56
- 2,458,063 A \* 1/1949 Dulberg ..... 132/314
- D169,456 S \* 4/1953 Rhoades ..... D19/56
- D219,797 S \* 1/1971 Shimano ..... D19/51
- D220,069 S \* 3/1971 Collaud ..... D19/56
- D226,338 S \* 2/1973 Tailer ..... D19/51
- D286,791 S \* 11/1986 Booker ..... D19/51
- D332,489 S \* 1/1993 Dalling et al. .... D24/130
- D408,854 S \* 4/1999 Katami ..... D19/51
- 5,971,644 A \* 10/1999 Kageyama et al. .... 401/99

(57) **CLAIM**  
The ornamental design for a pen, as shown and described.

**DESCRIPTION**

FIG. 1 is a top plan view of the pen showing my new design; FIG. 2 is a left side view thereof, the right side view being a mirror image of the left side view; FIG. 3 is a front view thereof; FIG. 4 is a view thereof rotated 45° from the view shown in FIG. 3; FIG. 5 is a back view thereof; and, FIG. 6 is a view thereof with the cap removed from the end and placed over the nib in closed position. The broken lines showing the nib in FIGS. 2 to 5 are included to show a portion of the pen that forms no part of the claimed design.

**1 Claim, 3 Drawing Sheets**



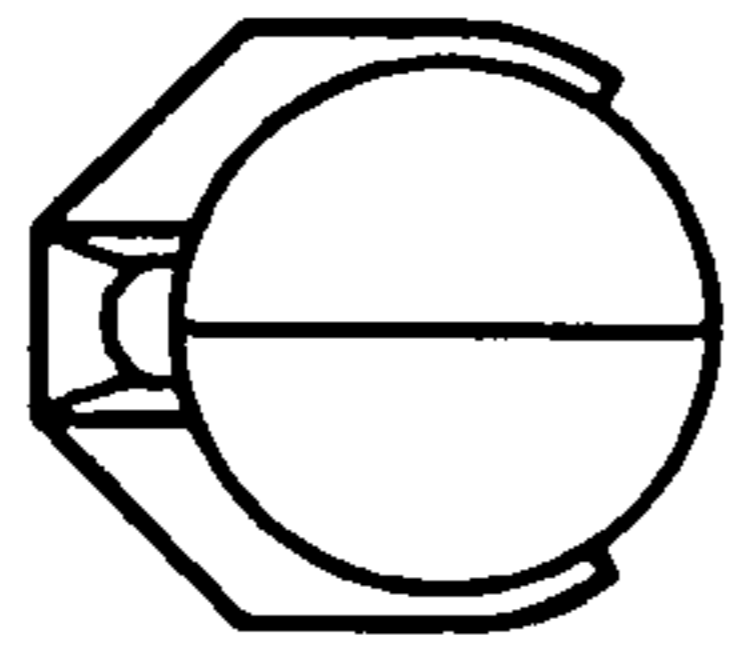


Fig. 1

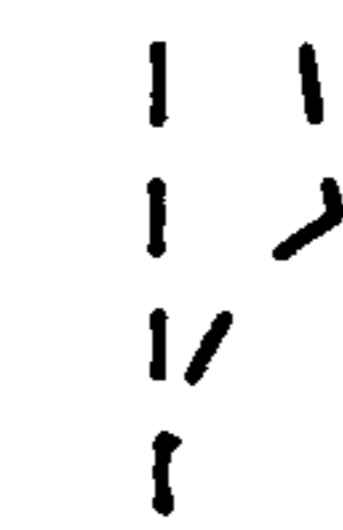
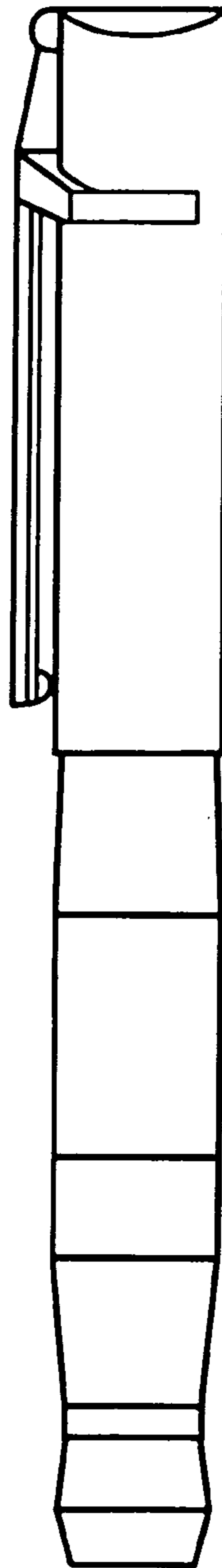


Fig. 2

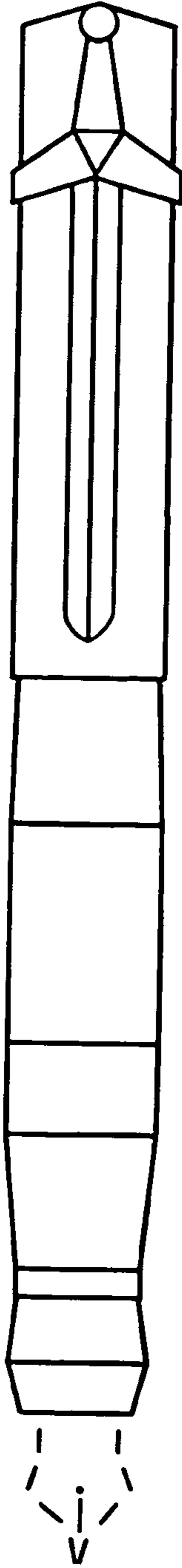


Fig. 3

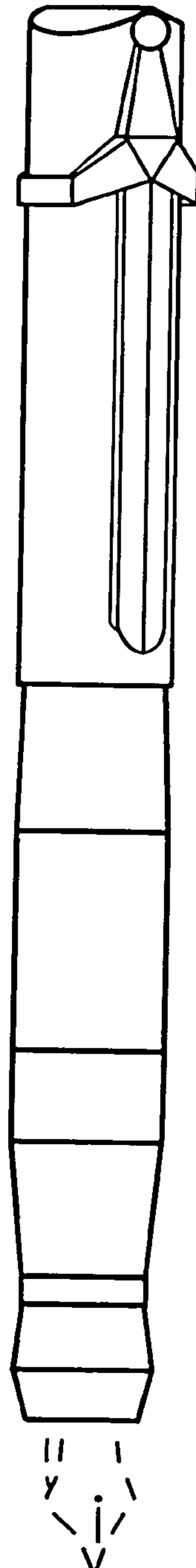


Fig. 4




Fig. 5

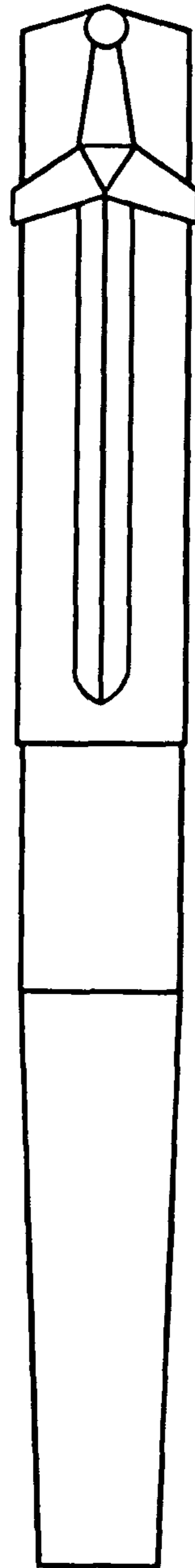


Fig. 6