



US00D681112S

(12) **United States Design Patent**  
**Mirkowski**

(10) **Patent No.:** **US D681,112 S**

(45) **Date of Patent:** **\*\* Apr. 30, 2013**

(54) **NOTEBOOK**

(76) Inventor: **Rafal Mirkowski, Zorawina (PL)**

(\*\*) Term: **14 Years**

(21) Appl. No.: **29/371,922**

(22) Filed: **Jan. 27, 2012**

(51) **LOC (9) Cl.** ..... **19-04**

(52) **U.S. Cl.**  
USPC ..... **D19/26**

(58) **Field of Classification Search** ..... D19/1,  
D19/26-33, 100; 281/15.1, 19.1, 21.1, 29,  
281/31; 283/63.1, 64; 206/472; 402/80 R  
See application file for complete search history.

(56) **References Cited**

**U.S. PATENT DOCUMENTS**

D29,138 S *	8/1898	Leveque	.....	D19/26
D50,251 S *	1/1917	Sherman	.....	D19/26
1,463,827 A *	8/1923	McNeill et al.	.....	281/45
3,348,325 A *	10/1967	Snclgrove	.....	40/401
4,516,871 A *	5/1985	Leitman	.....	402/79
4,932,520 A *	6/1990	Ciarcia et al.	.....	206/232
6,299,401 B1 *	10/2001	Pacione	.....	412/1
6,752,559 B2 *	6/2004	Sapienza et al.	.....	402/79
6,776,437 B1 *	8/2004	Ho	.....	283/38
6,974,274 B2 *	12/2005	Sapienza et al.	.....	402/79

D566,759 S *	4/2008	Bharma	.....	D19/26
D573,196 S *	7/2008	Johnson-Hunt	.....	D19/90
D599,401 S *	9/2009	London	.....	D19/33
D651,239 S *	12/2011	Kendall	.....	D19/26

\* cited by examiner

*Primary Examiner* — T. Chase Nelson

*Assistant Examiner* — Kathleen M Sims

(74) *Attorney, Agent, or Firm* — Ladas & Parry LLP

(57) **CLAIM**

The ornamental design for a notebook, as shown and described.

**DESCRIPTION**

FIG. 1 is top front perspective view of the notebook showing my new design in its fully open position with the first page flipped open onto the cover;

FIG. 2 is a front elevation of the notebook shown in FIG. 1;

FIG. 3 is a rear elevation of the notebook shown in FIG. 1;

FIG. 4 is a top plan view of the notebook;

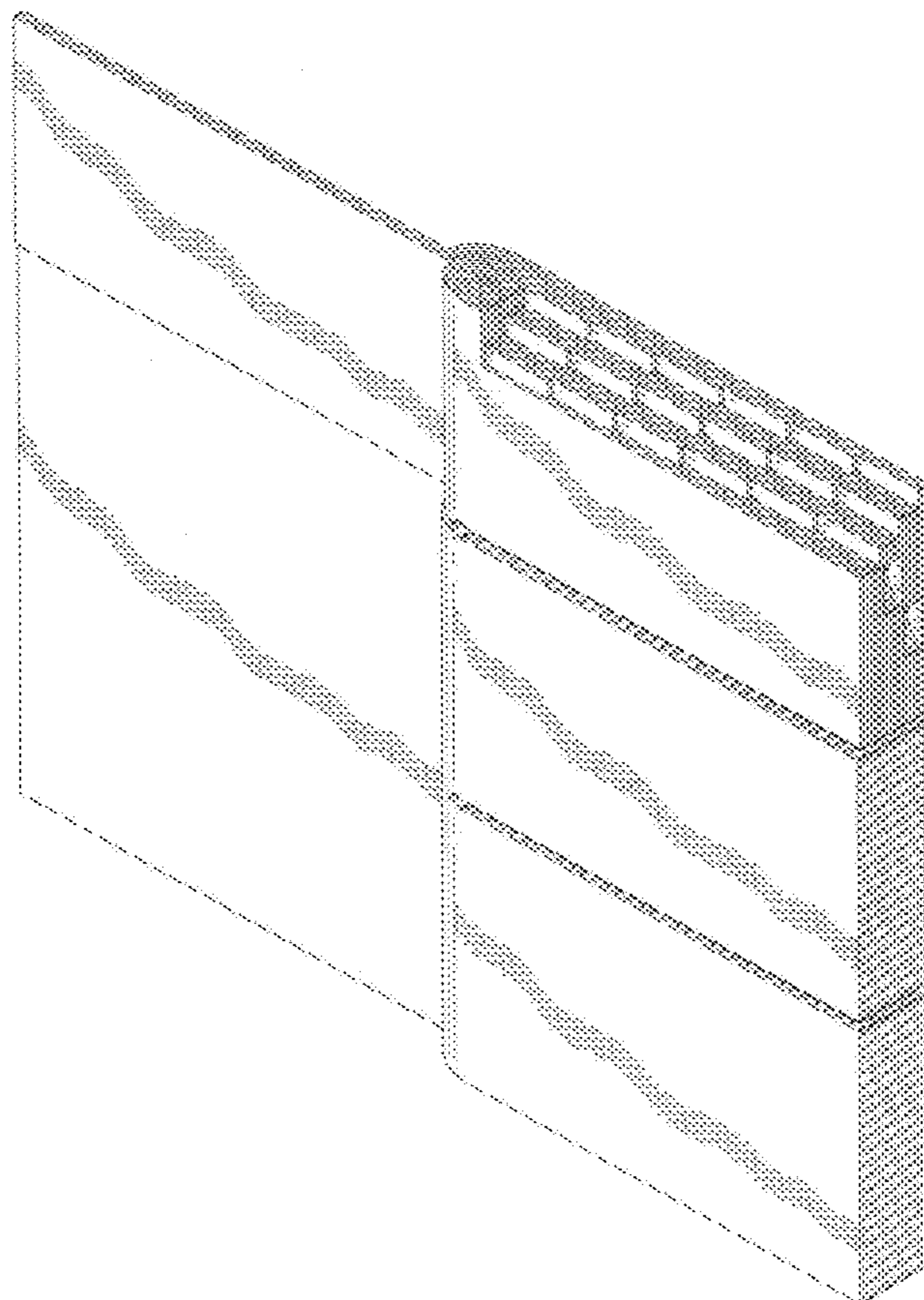
FIG. 5 is a bottom plan view of the notebook;

FIG. 6 is a left side elevation of the notebook; and,

FIG. 7 is a right side elevation of the notebook.

The broken lines in FIGS. 1, 5 and 7 which illustrate environmental structure of the claimed design form no part thereof.

**1 Claim, 4 Drawing Sheets**



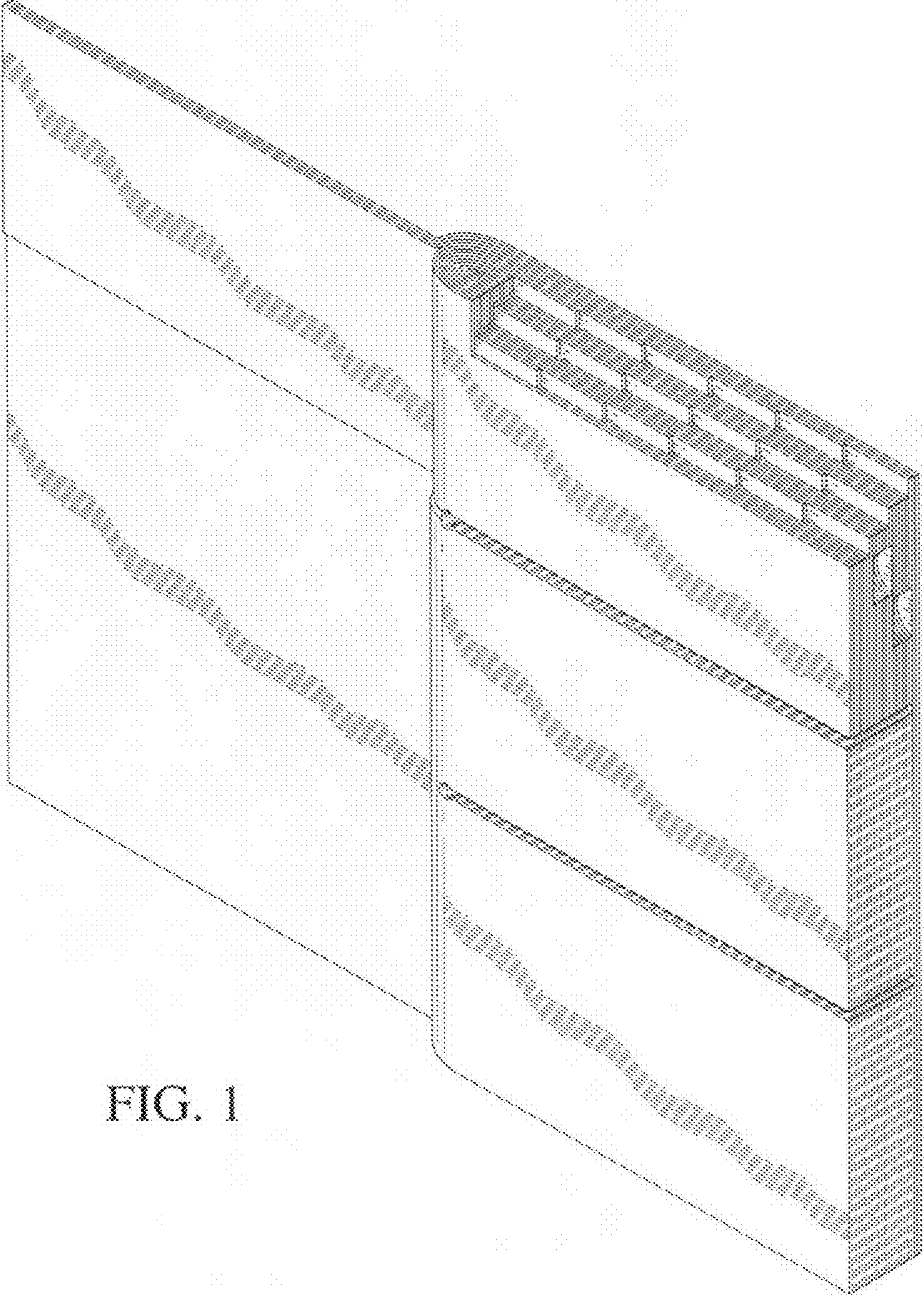


FIG. 1






FIG. 2




FIG. 3







FIG. 4




FIG. 5

FIG. 7




FIG. 6