



US00D681086S

(12) **United States Design Patent**
Christie et al.

(10) **Patent No.:** **US D681,086 S**
(45) **Date of Patent:** **** Apr. 30, 2013**

(54) **OCULAR MASK**

(75) Inventors: **Bruce Christie**, Claremont, CA (US);
Edward W. Peterson, Coto de Caza, CA
(US); **Corina van de Pol**, Orange, CA
(US)

3,270,099 A 8/1966 Camp
3,339,997 A 9/1967 Wesley
3,458,870 A 8/1969 Stone, Jr.
3,507,566 A 4/1970 Knapp

(Continued)

FOREIGN PATENT DOCUMENTS

(73) Assignee: **AcuFocus, Inc.**, Irvine, CA (US)

DE 41 34 320 A1 4/1992
EP 0 457 553 A2 11/1991

(**) Term: **14 Years**

(Continued)

(21) Appl. No.: **29/413,468**

OTHER PUBLICATIONS

(22) Filed: **Feb. 15, 2012**

Accommodation and acuity under night-driving illumination levels.
Arumi et al. Opthal. Physiol. Opt. vol. 17, No. 4, pp. 291-299, 1997.

(Continued)

Related U.S. Application Data

(62) Division of application No. 29/350,008, filed on Nov.
10, 2009, now Pat. No. Des. 656,526.

Primary Examiner — Raphael Barkai

Assistant Examiner — Randall Gholson

(51) **LOC (9) Cl.** **16-06**

(74) *Attorney, Agent, or Firm* — Knobbe Martens Olson &
Bear LLP

(52) **U.S. Cl.**

USPC **D16/101**

(58) **Field of Classification Search** D16/101,
D16/300-342; D29/109, 110; D24/110.2;
351/41, 44, 45, 46, 51, 52, 61, 62, 92, 103-123,
351/130, 140, 153, 158, 138; 2/13, 441;
D21/483, 659-661

(57) **CLAIM**

The ornamental designs for an ocular mask, as shown and
described.

See application file for complete search history.

DESCRIPTION

(56) **References Cited**

FIG. 1 is a top-plan view of a fourth embodiment of an ocular
mask according to the present designs, the bottom-plan view
being mirror image thereof;

FIG. 2 is a front elevational view of the embodiment of FIG.
1, the rear, left-side and right-side being an identical image
thereof;

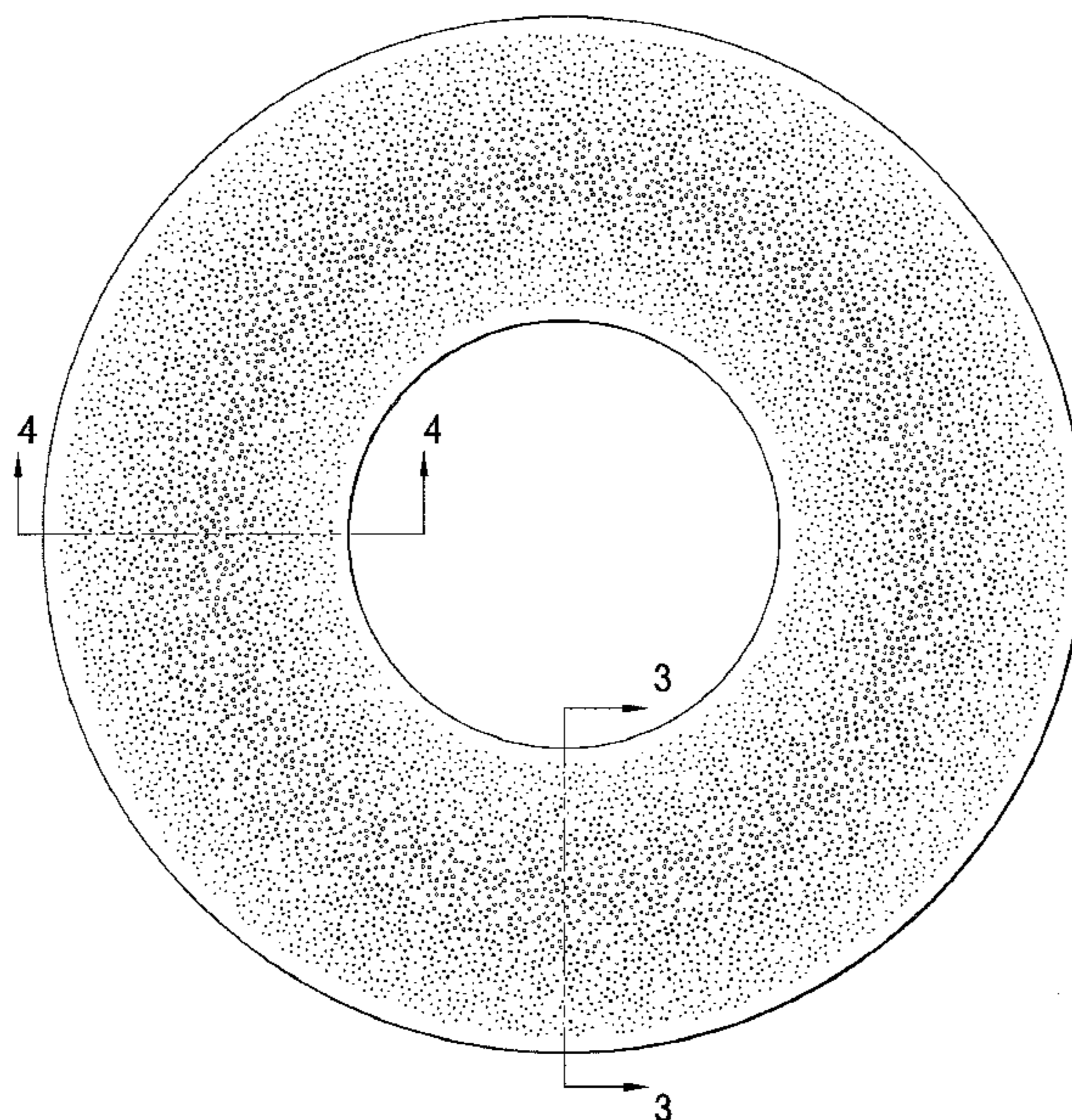
FIG. 3 is a cross-sectional view of FIG. 1 taken through line
3-3 of the embodiment of FIG. 1; and,

FIG. 4 is a cross-sectional view of FIG. 1 taken through line
4-4 of the embodiment of FIG. 1.

U.S. PATENT DOCUMENTS

564,518 A 7/1896 Heilborn
1,206,132 A 11/1916 Otte
1,959,915 A 5/1934 Guthrie
2,129,305 A 9/1938 Feinbloom
2,470,927 A * 5/1949 Hale, Jr. 411/353
2,714,721 A 8/1955 Stone, Jr.
3,034,403 A 5/1962 Neefe

1 Claim, 2 Drawing Sheets



US D681,086 S

U.S. PATENT DOCUMENTS					
3,578,850 A	5/1971	Grant	4,990,165 A	2/1991	Bikson et al.
3,600,098 A	8/1971	Mohrman	4,994,080 A	2/1991	Shepard
3,726,587 A	4/1973	Kendall	4,997,268 A	3/1991	Dauvergne
3,794,414 A	2/1974	Wesley	5,002,571 A	3/1991	O'Donnell, Jr.
3,852,032 A	12/1974	Urbach	5,013,319 A	5/1991	Davis
3,877,502 A *	4/1975	Hunckler 411/274	5,019,097 A	5/1991	Knight et al.
4,010,496 A	3/1977	Neeffe	5,026,393 A	6/1991	Mackool
4,073,015 A	2/1978	Peyman	5,030,230 A	7/1991	White
4,099,529 A	7/1978	Peyman	5,041,133 A	8/1991	Sayano et al.
4,138,191 A	2/1979	Peyman	5,061,914 A	10/1991	Busch et al.
4,191,195 A	3/1980	Miller	5,067,961 A	11/1991	Kelman et al.
4,272,191 A	6/1981	Bergkvist	5,076,684 A	12/1991	Simpson et al.
4,312,575 A	1/1982	Peyman et al.	5,089,022 A	2/1992	Koester et al.
4,367,949 A	1/1983	Lavering	5,089,024 A	2/1992	Christie et al.
4,402,681 A	9/1983	Haas et al.	5,094,521 A	3/1992	Jolson et al.
4,450,593 A	5/1984	Poler	5,098,443 A	3/1992	Parel et al.
4,485,499 A	12/1984	Castleman	5,098,444 A	3/1992	Feaster
4,528,311 A	7/1985	Beard et al.	5,104,957 A	4/1992	Kelman et al.
4,536,240 A	8/1985	Winn	5,108,169 A	4/1992	Mandell
4,547,914 A	10/1985	Castleman	5,108,428 A	4/1992	Capecchi et al.
4,547,915 A	10/1985	Castleman	5,112,350 A	5/1992	Civerchia et al.
4,575,915 A	3/1986	Clark et al.	5,116,111 A	5/1992	Simpson et al.
4,576,453 A	3/1986	Borowsky	5,119,555 A	6/1992	Johnson
4,607,617 A	8/1986	Choyce	5,120,120 A	6/1992	Cohen
4,612,012 A	9/1986	White	5,123,921 A	6/1992	Werblin et al.
4,615,702 A	10/1986	Koziol et al.	5,133,745 A	6/1992	Falcetta et al.
4,617,023 A	10/1986	Peyman	5,149,331 A	9/1992	Ferdman et al.
4,624,669 A	11/1986	Grendahl	5,152,789 A	10/1992	Willis
4,633,866 A	1/1987	Peyman et al.	5,160,463 A	11/1992	Evans et al.
4,636,049 A	1/1987	Blaker	5,165,897 A	11/1992	Johnson
4,636,211 A	1/1987	Nielsen et al.	5,166,712 A	11/1992	Portney
4,636,212 A	1/1987	Posin et al.	5,171,318 A	12/1992	Gibson et al.
4,637,697 A	1/1987	Freeman	5,185,152 A	2/1993	Peyman
4,639,105 A	1/1987	Neeffe	5,188,494 A *	2/1993	Hatin 411/10
4,641,934 A	2/1987	Freeman	5,192,316 A	3/1993	Ting
4,642,112 A	2/1987	Freeman	5,192,318 A	3/1993	Schneider et al.
4,646,720 A	3/1987	Peyman	5,196,026 A	3/1993	Barrett et al.
4,655,774 A	4/1987	Choyce	5,219,844 A	6/1993	Peyman et al.
4,666,446 A	5/1987	Koziol et al.	5,225,858 A	7/1993	Portney
4,669,834 A	6/1987	Richter	5,239,066 A	8/1993	Falkow et al.
4,674,503 A	6/1987	Peyman et al.	5,245,367 A	9/1993	Miller et al.
4,676,791 A	6/1987	Le Master et al.	5,245,738 A	9/1993	Johnson
4,685,922 A	8/1987	Peyman	5,258,412 A	11/1993	Peyman et al.
4,701,038 A	10/1987	Neeffe	5,260,727 A	11/1993	Oksman et al.
4,702,865 A	10/1987	Koziol et al.	5,261,997 A	11/1993	Inselmann
4,704,016 A	11/1987	de Carle	5,270,744 A	12/1993	Portney
4,710,003 A	12/1987	Masuda et al.	5,274,404 A	12/1993	Michael
4,713,446 A	12/1987	DeVore et al.	5,292,514 A	3/1994	Capecchi et al.
4,715,858 A	12/1987	Lindstrom	5,296,881 A	3/1994	Freeman
4,729,373 A	3/1988	Peyman	5,300,116 A	4/1994	Chirila et al.
4,753,654 A	6/1988	Posin et al.	5,302,978 A	4/1994	Evans et al.
4,779,973 A	10/1988	Miller et al.	5,310,654 A	5/1994	Isberg et al.
4,785,796 A	11/1988	Mattson	5,312,393 A	5/1994	Mastel
4,799,931 A	1/1989	Lindstrom	5,314,961 A	5/1994	Anton et al.
4,808,181 A	2/1989	Kelman	5,315,344 A	5/1994	Clark et al.
4,813,955 A	3/1989	Achatz et al.	5,318,047 A	6/1994	Davenport et al.
4,814,050 A	3/1989	McGraw et al.	5,323,788 A	6/1994	Silvestrini et al.
4,838,266 A	6/1989	Koziol et al.	5,325,880 A	7/1994	Johnson et al.
4,840,175 A	6/1989	Peyman	5,336,261 A	8/1994	Barret et al.
4,842,599 A	6/1989	Bronstein	5,346,689 A	9/1994	Peyman et al.
4,863,466 A	9/1989	Schlegel	5,354,331 A	10/1994	Scharcar
4,865,601 A	9/1989	Caldwell et al.	5,366,499 A	11/1994	Py
4,869,587 A	9/1989	Breger	5,374,272 A	12/1994	Arpa et al.
4,878,910 A	11/1989	Koziol et al.	D354,566 S	1/1995	Donahoo
4,881,860 A *	11/1989	Kanazawa 411/55	5,391,201 A	2/1995	Barret et al.
4,881,954 A	11/1989	Bikson et al.	5,401,508 A	3/1995	Manesis
4,890,913 A	1/1990	De Carle	5,405,384 A	4/1995	Silvestrini
4,891,043 A	1/1990	Zeimer et al.	5,422,424 A	6/1995	Selsted et al.
4,898,461 A	2/1990	Portney	5,433,745 A	7/1995	Graham et al.
4,923,297 A	5/1990	Arndt	5,434,630 A	7/1995	Bransome
4,932,970 A	6/1990	Portney	5,437,274 A	8/1995	Khoobehl et al.
4,955,904 A	9/1990	Atebara et al.	5,458,819 A	10/1995	Chirila et al.
4,958,922 A	9/1990	Binh et al.	5,474,548 A	12/1995	Knopp et al.
4,965,545 A	10/1990	Johnson	5,476,515 A	12/1995	Kelman et al.
4,971,432 A	11/1990	Koeniger	5,480,427 A	1/1996	Kelman et al.
4,976,732 A	12/1990	Vorosmarthy	5,489,300 A	2/1996	Capecchi et al.
4,983,181 A	1/1991	Civerchia	5,505,723 A	4/1996	Muller
4,985,559 A	1/1991	Goldberg et al.	5,516,522 A	5/1996	Peyman et al.
			5,522,888 A	6/1996	Civerchia

US D681,086 S

5,526,178	A	6/1996	Goldstein et al.	6,197,057	B1	3/2001	Peyman et al.
5,527,356	A	6/1996	Peyman et al.	6,197,934	B1	3/2001	DeVore et al.
5,547,473	A	8/1996	Peyman	6,203,538	B1	3/2001	Peyman
5,567,365	A	10/1996	Weinschenk, III et al.	6,204,365	B1	3/2001	DeVore et al.
D375,245	S *	11/1996	Irving D8/331	6,210,005	B1	4/2001	Portney
5,571,177	A	11/1996	Deacon et al.	6,217,571	B1	4/2001	Peyman
5,579,063	A	11/1996	Magnante et al.	6,221,067	B1	4/2001	Peyman
RE35,421	E	1/1997	Ruiz et al.	6,221,105	B1	4/2001	Portney
5,599,537	A	2/1997	Miller, III et al.	6,251,118	B1	6/2001	Proudfoot et al.
5,605,938	A	2/1997	Roufa et al.	6,277,146	B1	8/2001	Peyman et al.
5,608,471	A	3/1997	Miller	6,280,470	B1	8/2001	Peyman
5,610,719	A	3/1997	Allen et al.	6,280,471	B1	8/2001	Peyman
5,628,794	A	5/1997	Lindstrom	6,283,595	B1	9/2001	Breger
5,628,798	A	5/1997	Eggleston et al.	6,308,590	B1 *	10/2001	Berto 74/551.8
5,631,243	A	5/1997	Kelman et al.	6,335,006	B1	1/2002	Miller
5,632,773	A	5/1997	Graham et al.	6,357,875	B1	3/2002	Herrick
5,662,706	A	9/1997	Legerton et al.	6,358,280	B1	3/2002	Herrick
5,662,908	A	9/1997	Falkow et al.	6,361,560	B1	3/2002	Nigam
5,672,885	A	9/1997	Allen et al.	6,387,379	B1	5/2002	Goldberg et al.
5,674,724	A	10/1997	Miller, III et al.	6,391,055	B1	5/2002	Ikada et al.
5,674,736	A	10/1997	Miller, III et al.	6,403,947	B1	6/2002	Hoyt et al.
5,693,092	A	12/1997	Silvestrini et al.	6,406,494	B1	6/2002	Laguetta et al.
5,695,983	A	12/1997	Miller et al.	6,423,093	B1	7/2002	Hicks et al.
5,697,973	A	12/1997	Peyman et al.	6,436,092	B1	8/2002	Peyman
5,702,440	A	12/1997	Portney	6,457,826	B1	10/2002	Lett
5,713,844	A	2/1998	Peyman	6,458,141	B1	10/2002	Peyman
5,713,957	A	2/1998	Steele et al.	6,470,108	B1	10/2002	Johnson
5,719,656	A	2/1998	Bowling	6,488,707	B1	12/2002	Callahan et al.
5,722,971	A	3/1998	Peyman	6,494,910	B1	12/2002	Ganem et al.
5,731,196	A	3/1998	Miller, III et al.	6,497,700	B1	12/2002	LaHaye
5,731,862	A	3/1998	Winkler	6,503,276	B2	1/2003	Lang et al.
5,733,760	A	3/1998	Lu et al.	6,527,389	B2	3/2003	Portney
5,746,558	A *	5/1998	Nygren et al. 411/110	6,533,905	B2	3/2003	Johnson et al.
5,757,458	A	5/1998	Miller et al.	6,536,899	B1	3/2003	Fiala
5,771,088	A	6/1998	Perrott	6,551,307	B2	4/2003	Peyman
5,771,742	A	6/1998	Bokaie et al.	6,554,424	B1	4/2003	Miller et al.
5,774,202	A	6/1998	Abraham et al.	6,555,103	B2	4/2003	Leukel et al.
5,782,911	A	7/1998	Herrick	6,569,199	B1	5/2003	Dotan et al.
5,786,883	A	7/1998	Miller et al.	RE38,193	E	7/2003	Bowling
5,800,533	A	9/1998	Eggleston et al.	6,588,022	B1	7/2003	Anders et al.
5,806,530	A	9/1998	Herrick	6,588,902	B2	7/2003	Isogai
5,814,680	A	9/1998	Imafuku et al.	6,589,280	B1	7/2003	Koziol
5,836,313	A	11/1998	Perez et al.	6,592,621	B1	7/2003	Domino
5,840,848	A	11/1998	Sturrock et al.	6,599,305	B1	7/2003	Feingold
5,855,605	A	1/1999	Herrick	6,607,527	B1	8/2003	Ruiz et al.
5,858,980	A	1/1999	Weiner et al.	6,607,556	B1	8/2003	Nigam
5,861,486	A	1/1999	DeVore et al.	6,613,088	B1	9/2003	Babizhayev
5,863,537	A	1/1999	Dalliet et al.	6,614,570	B2	9/2003	Johnson et al.
5,864,128	A	1/1999	Plesko	6,620,634	B2	9/2003	Johnson et al.
5,864,378	A	1/1999	Portney	6,623,497	B1	9/2003	Feingold
5,870,167	A	2/1999	Knopp et al.	6,623,522	B2	9/2003	Nigam
5,874,537	A	2/1999	Kelman et al.	6,624,730	B2	9/2003	Johnson et al.
5,903,099	A	5/1999	Johnson et al.	6,626,941	B2	9/2003	Nigam
5,905,561	A	5/1999	Lee et al.	6,632,244	B1	10/2003	Nigam
5,919,185	A	7/1999	Peyman	6,663,668	B1	12/2003	Chaouk et al.
5,929,968	A	7/1999	Cotie et al.	6,669,795	B2	12/2003	Johnson et al.
5,960,812	A	10/1999	Johnson	6,673,112	B2	1/2004	Nigam
5,964,748	A	10/1999	Peyman	6,729,599	B2	5/2004	Johnson
5,964,776	A	10/1999	Peyman	6,740,116	B2	5/2004	Morcher
5,965,330	A	10/1999	Evans et al.	6,742,761	B2	6/2004	Johnson et al.
5,980,040	A	11/1999	Xu et al.	6,746,890	B2	6/2004	Gupta et al.
5,997,559	A	12/1999	Ziemer	6,755,858	B1	6/2004	White
6,010,901	A	1/2000	Miller, III et al.	6,786,926	B2	9/2004	Peyman
6,024,447	A	2/2000	Portney	6,790,298	B2	9/2004	Johnson et al.
6,036,957	A	3/2000	Weiner et al.	6,811,256	B1	11/2004	Becherer et al.
6,063,073	A	5/2000	Peyman	6,849,090	B2	2/2005	Nigam
6,083,236	A	7/2000	Feingold	6,855,163	B2	2/2005	Peyman
6,090,141	A	7/2000	Lindstrom	6,874,886	B2	4/2005	Miller et al.
6,096,077	A	8/2000	Callahan et al.	6,899,424	B2	5/2005	Miller et al.
6,102,946	A	8/2000	Nigam	6,949,093	B1	9/2005	Peyman
6,106,552	A	8/2000	Lacombe et al.	6,951,556	B2	10/2005	Epstein
6,126,286	A	10/2000	Portney	6,966,648	B2	11/2005	Miller et al.
6,161,544	A	12/2000	DeVore et al.	6,976,997	B2	12/2005	Noolandi et al.
6,164,282	A	12/2000	Gwon et al.	7,025,455	B2	4/2006	Roffman
6,165,189	A	12/2000	Ziemer	7,207,998	B2	4/2007	Feingold
6,176,878	B1	1/2001	Gwon et al.	7,364,674	B1	4/2008	Hoover
6,178,593	B1 *	1/2001	Carlson 16/82	7,404,637	B2	7/2008	Miller et al.
6,183,498	B1	2/2001	DeVore et al.	7,404,638	B2	7/2008	Miller et al.
6,197,019	B1	3/2001	Peyman	7,491,350	B2	2/2009	Silvestrini

US D681,086 S

Page 4

7,628,810	B2	12/2009	Christie et al.	
7,645,291	B2	1/2010	Ross et al.	
7,645,299	B2	1/2010	Koziol	
7,828,844	B2	11/2010	Marmo et al.	
D645,337	S *	9/2011	Hsu et al.	D8/399
2001/0004702	A1	6/2001	Peyman	
2001/0027314	A1	10/2001	Peyman	
2001/0034516	A1	10/2001	Peyman	
2001/0047203	A1	11/2001	Dalton et al.	
2001/0050750	A1	12/2001	Breger	
2002/0010510	A1	1/2002	Silverstrini	
2002/0028330	A1	3/2002	Patel et al.	
2002/0055753	A1	5/2002	Silverstrini	
2002/0057148	A1	5/2002	Johnson et al.	
2002/0075447	A1	6/2002	Andino et al.	
2002/0107337	A1	8/2002	Rosenzweig et al.	
2002/0107566	A1	8/2002	Nigam	
2002/0111677	A1	8/2002	Nigam	
2002/0128710	A1	9/2002	Eggleston	
2002/0167640	A1	11/2002	Francis et al.	
2002/0169491	A1	11/2002	Foster et al.	
2002/0188351	A1	12/2002	Laguette	
2002/0196409	A1	12/2002	Jani	
2003/0002994	A1	1/2003	Johnson et al.	
2003/0007122	A1	1/2003	Streibig	
2003/0014042	A1	1/2003	Juhasz et al.	
2003/0014107	A1	1/2003	Reynard	
2003/0033013	A1	2/2003	Callahan et al.	
2003/0045930	A1	3/2003	Nguyen	
2003/0055497	A1	3/2003	Hicks et al.	
2003/0071893	A1	4/2003	Miller et al.	
2003/0078655	A1	4/2003	Callahan et al.	
2003/0088313	A1	5/2003	Nigam	
2003/0093083	A1	5/2003	Peyman	
2003/0105521	A1	6/2003	Perez	
2003/0115718	A1 *	6/2003	Bechthold	16/235
2003/0127318	A1	7/2003	Johnson et al.	
2003/0216763	A1	11/2003	Patel	
2003/0220653	A1	11/2003	Perez	
2004/0014253	A1	1/2004	Gupta et al.	
2004/0015234	A1	1/2004	Peyman	
2004/0019379	A1	1/2004	Glick et al.	
2004/0047014	A1	3/2004	Parker et al.	
2004/0068317	A1	4/2004	Knight	
2004/0078075	A1	4/2004	Koziol	
2004/0080239	A1	4/2004	Gupta et al.	
2004/0106929	A1	6/2004	Masket	
2005/0027355	A1	2/2005	Murakami	
2005/0031697	A1	2/2005	Vehige et al.	
2005/0046794	A1	3/2005	Silverstrini et al.	
2005/0049621	A1	3/2005	Feingold et al.	
2005/0080485	A1	4/2005	Nigam	
2005/0119738	A1	6/2005	Nigam	
2005/0124983	A1	6/2005	Frey et al.	
2005/0143812	A1	6/2005	Paul et al.	
2005/0182488	A1	8/2005	Peyman	
2005/0187621	A1	8/2005	Brady	
2005/0228376	A1	10/2005	Boomer et al.	
2006/0079959	A1	4/2006	Christie et al.	
2006/0079960	A1	4/2006	Christie et al.	
2006/0113054	A1	6/2006	Silverstrini	
2006/0235514	A1	10/2006	Silverstrini	
2006/0241751	A1	10/2006	Marmo et al.	
2006/0265058	A1	11/2006	Silverstrini	
2006/0268226	A1	11/2006	Christie et al.	
2006/0268227	A1	11/2006	Christie et al.	
2006/0268228	A1	11/2006	Christie et al.	
2006/0268229	A1	11/2006	Silverstrini et al.	
2006/0270946	A1	11/2006	Silverstrini et al.	
2006/0271026	A1	11/2006	Silverstrini et al.	
2006/0271027	A1	11/2006	Silverstrini et al.	
2006/0271176	A1	11/2006	Christie et al.	
2006/0271177	A1	11/2006	Christie et al.	
2006/0271178	A1	11/2006	Christie et al.	
2006/0271179	A1	11/2006	Christie et al.	
2006/0271180	A1	11/2006	Christie et al.	
2006/0271181	A1	11/2006	Christie et al.	
2006/0271182	A1	11/2006	Christie et al.	
2006/0271183	A1	11/2006	Christie et al.	

2006/0271184	A1	11/2006	Silverstrini
2006/0271185	A1	11/2006	Silverstrini
2006/0274264	A1	12/2006	Christie et al.
2006/0274265	A1	12/2006	Christie et al.
2007/0016234	A1	1/2007	Daxer
2007/0219542	A1	9/2007	Yahagi
2007/0225691	A1	9/2007	Silverstrini et al.
2008/0033546	A1	2/2008	Liang
2008/0151183	A1	6/2008	Altmann
2009/0012505	A1	1/2009	Chernyak
2009/0021692	A1	1/2009	Miller et al.
2009/0059168	A1	3/2009	Miller et al.
2009/0069817	A1	3/2009	Peyman
2009/0222086	A1	9/2009	Lui et al.
2009/0306773	A1	12/2009	Silverstrini et al.
2011/0040376	A1	2/2011	Christie et al.

FOREIGN PATENT DOCUMENTS

FR	369 993	1/1907
FR	2599156	5/1986
FR	2649605	1/1991
GB	1 026 839	4/1966
GB	1276003	6/1972
JP	62167343 A	7/1987
JP	03-001857	1/1991
JP	04-158859	6/1992
JP	07-178125	7/1995
JP	07-265340	10/1995
SU	1380743 A1	3/1998
WO	WO 87/05797	10/1987
WO	WO 94/05232	3/1994
WO	WO 94/23327	10/1994
WO	WO 95/02356	1/1995
WO	WO 95/08135	3/1995
WO	WO 96/35397	11/1996
WO	WO 97/48004	12/1997
WO	WO 97/48005	12/1997
WO	WO 99/07309	2/1999
WO	WO 00/52516 A2	9/2000
WO	WO 00/52516 A3	1/2001
WO	WO 01/10641 A	2/2001
WO	WO 02/27388	4/2002
WO	WO 02/102241 A2	12/2002
WO	WO 03/030763 A1	4/2003
WO	WO 2004/050132	6/2004
WO	WO 2004/105588 A2	12/2004
WO	WO 2006/047698	5/2006
WO	WO 2008/036671	3/2008

OTHER PUBLICATIONS

Accommodation and Presbyopia. Croft et al., International Ophthalmology Clinics: Spring 2001, vol. 41, Issue 2, pp. 33-46.

Accommodation dynamics as a function of age. Heron et al. Ophthalmol. Physiol. Opt. 2002 22:389-396.

Accommodation Responses and Ageing. Heron et al. IOVS, Nov. 1999, vol. 40, No. 12, pp. 2872-2883.

Accommodative responses to anisoaccommodative targets. Koh et al. Ophthalmol. Physiol. Opt. vol. 18, No. 3, pp. 254-262, 1998.

Accommodation responses to flickering stimuli. Chauhan et al. Ophthalmol. Physiol. Opt. vol. 16, No. 5, pp. 391-408, 1996.

Accommodation to perceived depth in stereo tests. Koh et al. Ophthalmol. Physiol. Opt. vol. 18, No. 3, pp. 279-284, 1998.

Age Changes in the Interactions between the Accommodation and Vergence Systems. Heron et al. Optometry and Vision Science. vol. 78, No. 10, Oct. 2001.

Anterior Ciliary Sclerotomy for Treatment of Presbyopia: A Prospective Controlled Study. Hamilton et al. Ophthalmology, vol. 109, No. 11: Nov. 2002: pp. 1970-1977.

Binder et al., "Hydrogel keratophakia in non-human primates", Current Eye Research, vol. 1, No. 9, 1981/1982, pp. 535-542.

Cao et al., "Comparative study of the use of poly(glycolic acid), calcium alginate and pluronics in the engineering of autologous porcine cartilage", Polymers for Tissue Engineering, pp. 315-327, VSP 1998.

- Can Accommodation be Surgically Restored in Human Presbyopia Glasser, Adrian. *Optometry and Vision Science*, vol. 76, No. 9, Sep. 1999.
- Changes in the static accommodation response with age. Kalsi et al. *Ophthalm. Physiol. Opt.* vol. 21, No. 1, pp. 77-84, 2001.
- Choice of Spatial Frequency for Contrast Sensitivity Evaluation After Corneal Refractive Surgery. Montes-Mico et al. *Journal of Refractive Surgery*, vol. 17: Nov./Dec. 2001: pp. 646-651.
- Choyce, P. "Implants with Coloured and Opaque Portions: Implants with Built-In Stenopeic Aperture," Chapter 4, pp. 21-26 "Unilateral Aphakia Corrected by Anterior Chamber Implants with Built-In Stenopeic Aperture," Chapter 17, pp. 132-136, 1964.
- Clinical Characteristics of Lamellar Channel Deposits After Implementation of Intacs. Ruckhofer et al. *J Cataract Refract Surg*, vol. 26, Oct. 2000: pp. 1473-1479.
- Corneal Topography: The State of the Art, Alignment of Videokeratographs. Mandell et al. Chpt. 2, pp. 17-23, Jan. 1995.
- "Corneal Surgery" by L. Girard, The C.V. Mosby Publishing Company, London 1981 pp. 107-141.
- Dynamics of the accommodation response to abrupt changes in target vergence as a function of age. Heron et al. *Vision Research* 41 (2001) 507-519.
- Dynamic retinoscopy and accommodation. Whitefoot et al. *Ophthalm. Physiol. Opt.* vol. 12, Jan. 1992, pp. 8-17.
- Eduard Jaeger's Test-Types (Schrift-Scalen) and Historical Development of Vision Tests. Runge, Paul E. *Tr. Am. Ophth. Soc.* vol. 98, 2000: 375.
- Eight Years Experience with Permalens Intracorneal Lenses in Non-human Primates. Werblin et al. *Refractive & Corneal Surgery*, vol. 8, Jan./Feb. 1992, pp. 12-21.
- "Epikeratophakia: Techniques, Compositions, and Clinical Results" by Werblin, *Ophthalmology*, 1983, pp. 45-58.
- Errors in determining the direction of the visual axis in the presence of defocus. Atchison et al. *Ophthalm. Physiol. Opt.*, vol. 18, No. 5, pp. 463-467, 1998.
- Evaluate surgical routine to determine DLK cause, surgeon advises. Piechocki, Michael. *Ocular Surgery News: Refractive Surgery*, Jan. 1, 2003: p. 14.
- Explanation for the observation of isogyres in crystalline lenses viewed between crossed polarizers. *Ophthalm. Physiol. Opt.*, vol. 13, Apr. 1993, pp. 209-211.
- Flap Measurements With the Hansatome Microkeratome. Spadea et al. *Journal of Refractive Surgery*, vol. 18, Mar./Apr. 2002: pp. 149-154.
- Focused and divided attention in stereoscopic deth. Wickens et al. *SPIE*, vol. 1256 *Stereoscopic Displays and Applications* (1990); pp. 28-34.
- Griffith et al.; "Functional Human Corneal Equivalents Constructed from Cell Lines", *Science*, vol. 286, Dec. 10, 1999 pp. 2169-2172.
- Groppi, J. J. "New Aspects in the Fitting of the Multi-Range Bifocal Contact Lens" *Contacto*, vol. 15:22-29 1971.
- Holes in Clear Lenses Demonstrate a Pinhole Effect. Zacharia et al. *Arch Ophthalmol*, vol. 106, Apr. 1988, pp. 511-513.
- Human Visual System—Image Formation, *Encyclopedia of Imaging Science and Technology*, Roorda, A., 2002, pp. 539-557.
- Hybrid diffractive-refractive achromatic spectacle lenses. Charman, W. N. *Ophthalm. Physiol. Opt.*, vol. 14, Oct. 1994: pp. 389-392.
- Iijima et al. "Formation of a spherical multicellular aggregate (spheroid) of animal cells in the pores of polyurethane foam as a cell culture substratum and its application to a hybrid artificial liver", *Polymers for Tissue Engineering*, pp. 273-286, VSP 1998.
- Imaging in the 21st century. Charman, W. N. *Ophthalm. Physiol. Opt.*, vol. 18, No. 2, pp. 210-223, 1998.
- Intraocular pressure after excimer laser myopic refractive surgery. Montes-Mico et al. *Ophthalm. Physiol. Opt.*, vol. 21, No. 3, pp. 228-235, 2001.
- Intrastromal Crystalline Deposits Following Hydrogel Keratophakia in Monkeys. Parks et al. *Cornea* 12(1): 29-34, 1993.
- "Keratomeulosis and Keratophakia in the Surgical Correction of Aphakia" by Barraquer, *Cataract Surgery and Special Techniques*, prior to 1996 pp. 270-289.
- "Lamellar Corneal Stromectomy for the Operative Treatment of Myopia" by Tadeusz Krwawicz, *Notes, Cases, Instruments—1964*, pp. 828-833.
- Lipid Deposits Posterior to Impermeable Intracorneal Lenses in Rhesus Monkeys: Clinical, Histochemical, and Ultrastructural Studies, Rodrigues, et al., *Refractive & Corneal Surgery*, vol. 6, Jan./Feb. 1990: DO. 32-37.
- Mastel Precision: Fiber Optic Ring Illuminator (Product Nos. 3776 & 4050) US Patent No. 5312393 User Manual. Rev. A02: Jan. 11, 1995, pp. 1-25.
- Mastel Precision: The Ring Light. http://www.mastel.com/ring_light.html. Jul. 28, 2003.
- Measurement of the wave-front aberration of the eye by a fast psychophysical procedure, He, et al., *J. Opt. Soc. Am. A*, vol. 15, No. 9: Sep. 1998, pp. 2449-2455.
- Microstructural Changes in Polyester Biotextiles During Implantation in Humans, King, et al., *NC State University: JTATM* vol. 1, Issue 3, Spring 2001, pp. 1-8.
- Miller, et al., *Perspectives in Refraction: Quantification of the Pinhole Effect*, *Survey of Ophthalmology*, vol. 21, No. 4, Jan./Feb. 1977, pp. 347-350.
- Near vision, lags of accommodation and myopia, Charman, W. N., *Ophthalm. Physiol. Opt.*, vol. 19, No. 2, pp. 126-133, 1999.
- New Visual Acuity Charts for Clinical Research, Ferris, et al., *American Journal of Ophthalmology*, 94: 91-96, 1982.
- Night myopia and driving, Charman, W. N., *Ophthalm. Physiol. Opt.*, vol. 16, No. 6, p. 474-485, 1996.
- Notch in contrast sensitivity function of optical origin: diffraction effects of acrylic filters, Irving, et al., *Ophthalm. Physiol. Opt.*, vol. 13, Apr. 1993: pp. 179-182.
- On modeling the causes of presbyopia, Glasser, A., *Vision Research* 41(2001), 3083-3087.
- On the linearity of accommodation dynamics, Charman, W. N., *Vision Research* 40 (2000) 2057-2066.
- Optical Aspects of Tolerances to Uncorrected Ocular Astigmatism, Charman, et al., *Optometry and Vision Science*, vol. 70, No. 2: pp. 111-117, 1993.
- Optical Modeling of Contact Lens Performance Final Report Covering Period Jul. 15, 1994-Mar. 31, 1995, Grivenkamp, et al., for Pilkington Barnes Hind, Issued Apr. 5, 1995.
- Optometric Clinical Practice Guideline Care of the Patient With Presbyopia: Reference Guide for Clinicians, Mancil, et al., Mar. 20, 1998.
- PermaVision intracorneallens shows promise for hyperopia, Kronemyer, Bob, *Ocular Surgery News*: Jan. 1, 2003; p. 8.
- Sally Pobjowski, New U-developed laser performs high-precision corneal surgery, *News and Information Services, The University Record*, Jul. 16, 1997.
- Poly(methyl methacrylate) model study of optical surface quality after excimer laser photo refractive keratectomy, Hauge, et al., *J. Cataract Refract. Surg.*, vol. 27, Dec. 2001, pp. 2026-2035.
- Procyon: Marketing Information for Distributors: Pupil Measurement and Refractive Surgery (Samples from Academic Papers 1994 and 2002). pp. 1-17.
- Refractive Keratoplasty: Acute Morphologic Features, Baumgartner, et al., *The CLAO Journal—Apr. 1985*, vol. II, No. 2, pp. 163-169.
- Refractive keratoplasty with intrastromal hydrogel lenticular implants. McCarey, et al. *Invest. Ophthalmol. Vis. Sci.*, Jul. 1981, pp. 107-115.
- Retinal Image Quality in the Human Eye as a Function of the Accommodation. Lopex-Gil et al. *Vision Research*, vol. 38, No. 19, Jul. 3, 1998, pp. 1-11.
- Rosenbloom "The Controlled-Pupil Contact Lens in Low Vision Problems" *Journal of the American Optometric Association*, pp. 836, 838, 840, 1969.
- Simple parametric model of the human ocular modulation transfer function, A. Deeley, et al. *Ophthalm. Physiol. Opt.*, vol. 11, Jan. 1991, pp. 91-93.
- Karin R. Slettin, MD, et al., "An in Vivo Model of Femtosecond Laser Intrastromal Refractive Surgery", *Experimental Science, Ophthalmic Surgery and Lasers*, Nov./Dec. 1999, vol. 30, No. 9, pp. 742-749.
- Subjective Depth-of-Focus of the Eye. Atchison et al. *Optometry and Vision Science*, vol. 74, No. 7, Jul. 1997, pp. 511-520.

Subjective Sensitivity to Small Changes in the Contrast of a Suprathreshold Grating, The. Walsh, et al. *Vision Res.*, vol. 30, No. 1, pp. 163-193, 1990.

Surface Modification Properties of Parylene for Medical Applications, The. Wolgemuth, Lonny. *Business Briefing: Medical Device Manufacturing & Technology* 2002, pp. 1-4.

Surface tension control of collagen biomaterials by the selective hydrolysis of internal carboxyamides of the protein matrix. *Revista Brasileira de Engenharia Biomedica*, v. 15, No. 1-2, p. 55-61, Jan./ago 1999.

Surgeon: Severe corneal lesions after LASIK are not stage 4 DLK. Piechocki, Michael. *Ocular Surgery News*; Jan. 1, 2003, pp. 16-17.

Swinger et al., "Keratophakia and Keratomileusis-Clinical Results", *American Academy of Ophthalmology*, Aug. 1981, vol. 88, No. 8, pp. 709-715.

Takahashi, E. "Use and Interpretation of the Pinhole Test" *The Optometric Weekly*, pp. 83-86 1965.

Theoretical and practical performance of a concentric bifocal intraocular implant lens. Charman, W.N. *Vision Research* 38 (1998) 2841-2853.

Use of a digital infrared pupillometer to assess patient suitability for refractive surgery. Rosen, et al., *J. Cataract Refract. Surg.*, vol. 28, Aug. 2002, pp. 1433-1438.

Vision and driving—a literature review and commentary, Charman, W.N., *Ophthal. Physiol. Opt.*, vol. 17, No. 5, pp. 371-391, 1997.

Wesley, N. K. "Research on the Multi-Range Lens," pp. 18-24, 1970.

Yamauchi, et al., "Cultivation of fibroblast cells on keratin coated substrata", *Polymers for Tissue Engineering*, pp. 329-340, VS 1998.

* cited by examiner

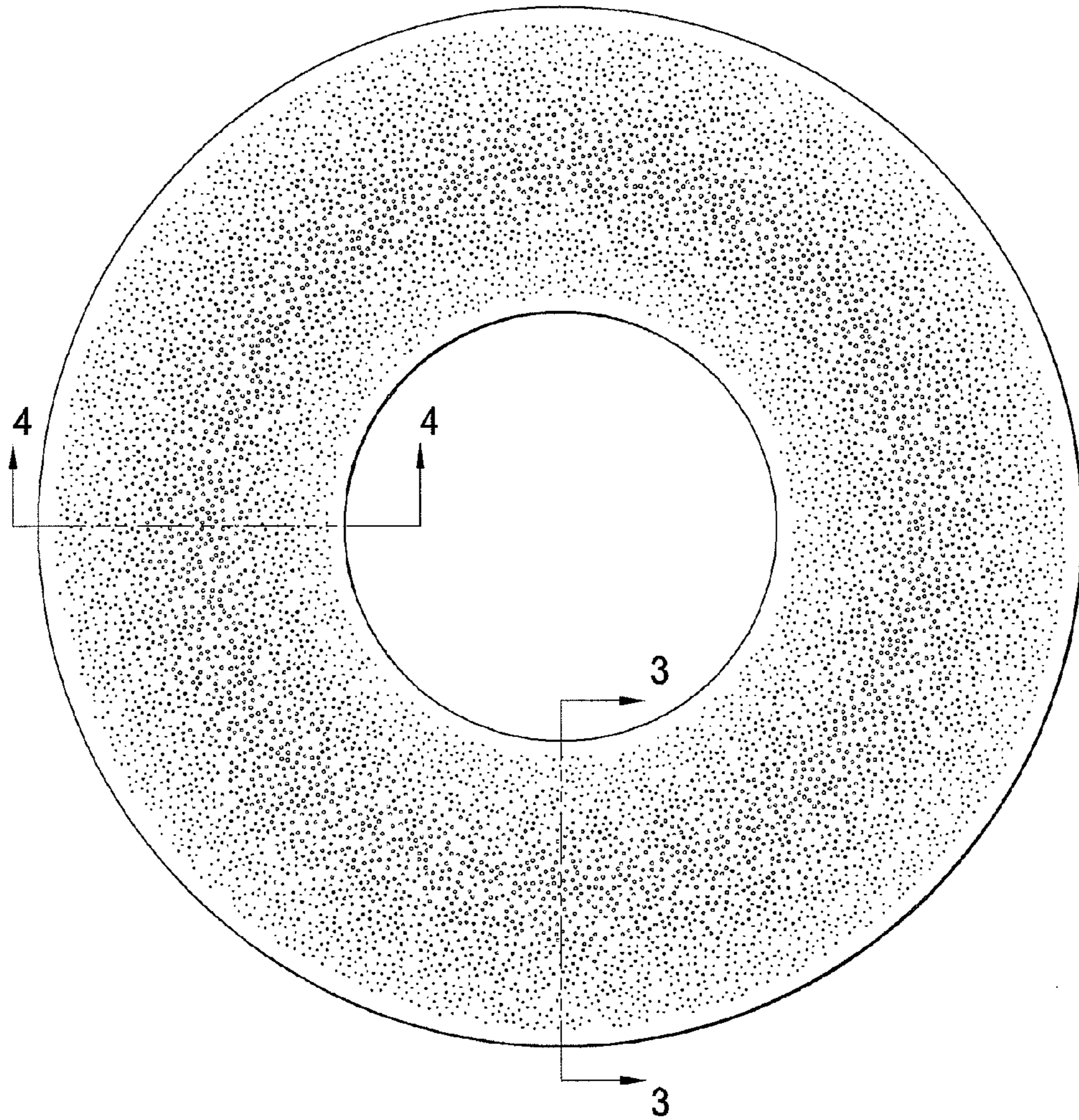


FIG. 1




FIG. 2

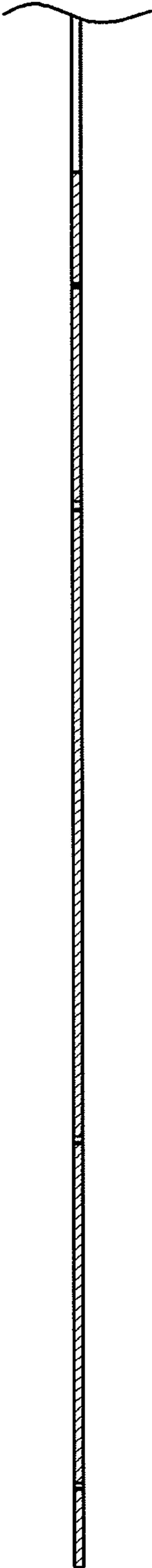


FIG. 3

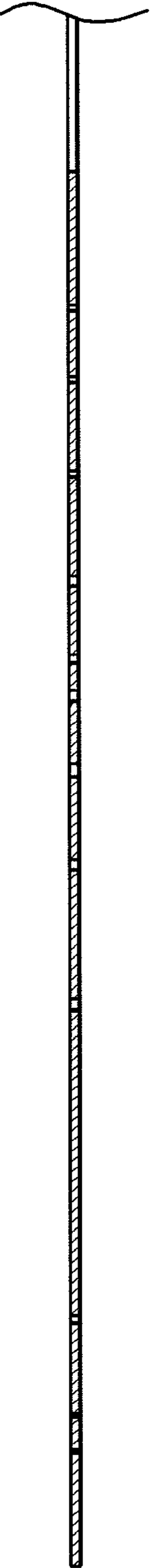


FIG. 4