



US00D681082S

(12) **United States Design Patent**
Neal, Jr. et al.

(10) **Patent No.:** **US D681,082 S**
(45) **Date of Patent:** **** Apr. 30, 2013**

(54) **OSCILLATING BLADE**

(75) Inventors: **Wyatt W. Neal, Jr.**, Cottrellville, MI
(US); **Ralph Girardin**, Cottrellville, MI
(US); **Bryan Pedersen**, Cottrellville, MI
(US)

(73) Assignee: **L.R. Oliver & Co., Inc.**, Cottrellville,
MI (US)

(**) Term: **14 Years**

(21) Appl. No.: **29/429,525**

(22) Filed: **Aug. 13, 2012**

(51) **LOC (9) Cl.** **15-09**

(52) **U.S. Cl.**
USPC **D15/139; D8/20**

(58) **Field of Classification Search** D8/5, 16,
D8/18-20, 64, 66, 70, 90-105; D15/127,
D15/133, 134, 138, 139; D22/117, 118;
D24/146, 147; 7/118, 148, 149; 30/142,
30/144, 165, 166.3, 272.1, 275.4, 276, 314,
30/320, 346, 346.5, 346.55, 346.56, 349,
30/351, 355-357; 83/663, 676, 835, 846,
83/854

See application file for complete search history.

(56) **References Cited**

U.S. PATENT DOCUMENTS

D33,098	S	*	8/1900	Gurley	D19/98
D153,776	S	*	5/1949	Eimmerman	D8/98
2,557,364	A	*	6/1951	Treace	D24/146
D262,572	S	*	1/1982	Rogers	D24/146
D378,267	S	*	3/1997	Murkowski et al.	D8/20
D382,452	S	*	8/1997	Murkowski et al.	D8/20
D389,715	S	*	1/1998	Dustin et al.	D8/20
D451,110	S	*	11/2001	Lira-Nunez et al.	D15/139
D516,394	S	*	3/2006	Chen	D8/16
2012/0144676	A1	*	6/2012	Davidian et al.	30/142

* cited by examiner

Primary Examiner — Garth Rademaker

(74) *Attorney, Agent, or Firm* — Raggio & Dinnin, P.C.

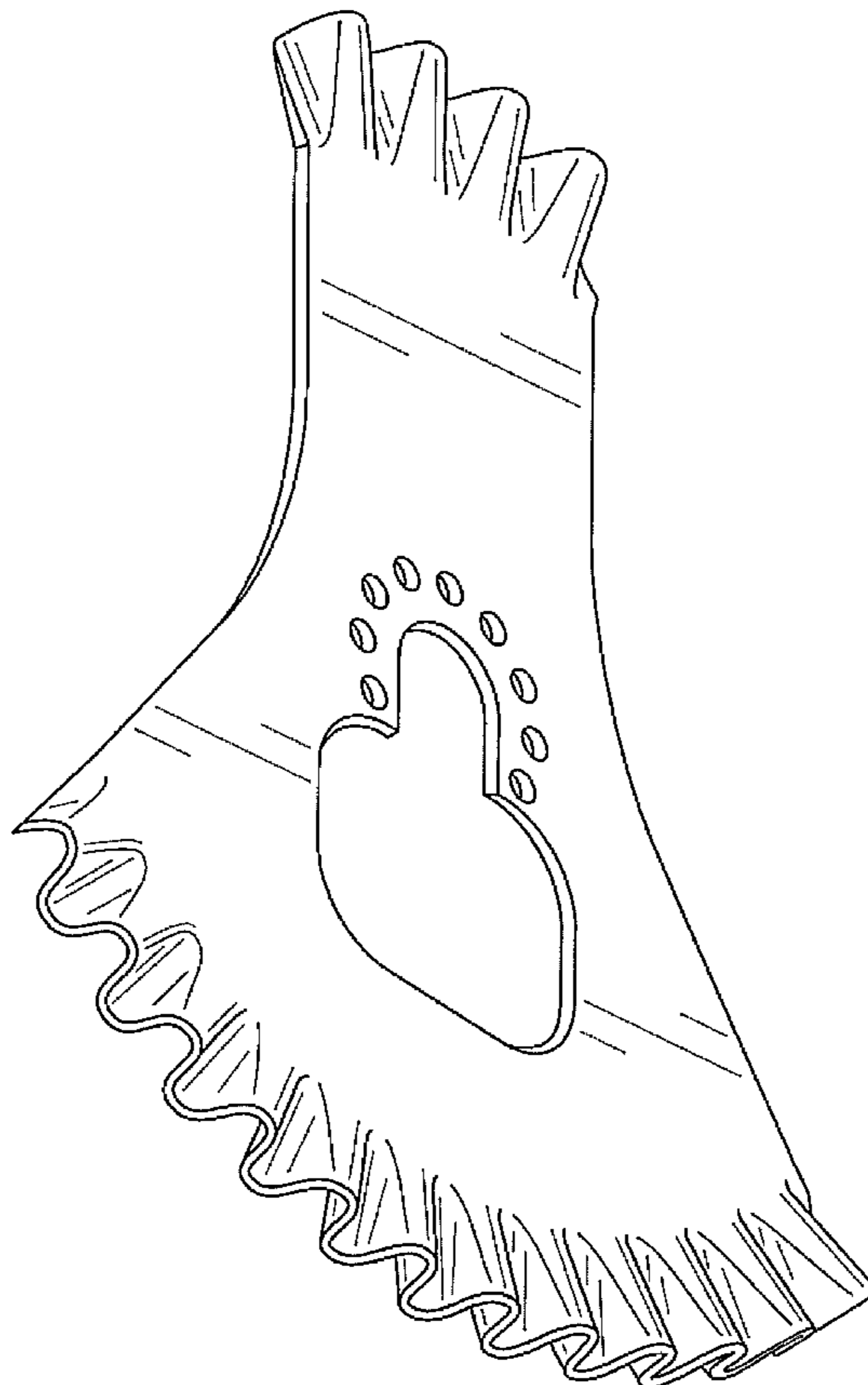
(57) **CLAIM**

The ornamental design for an oscillating blade, as shown and described.

DESCRIPTION

FIG. 1 is a perspective view of an oscillating blade in accordance with the present invention;
FIG. 2 is a front elevation view thereof;
FIG. 3 is a back elevation view thereof;
FIG. 4 is a side elevation view thereof;
FIG. 5 is an opposite side elevation view thereof;
FIG. 6 is a bottom view thereof; and,
FIG. 7 is a top view thereof.

1 Claim, 5 Drawing Sheets



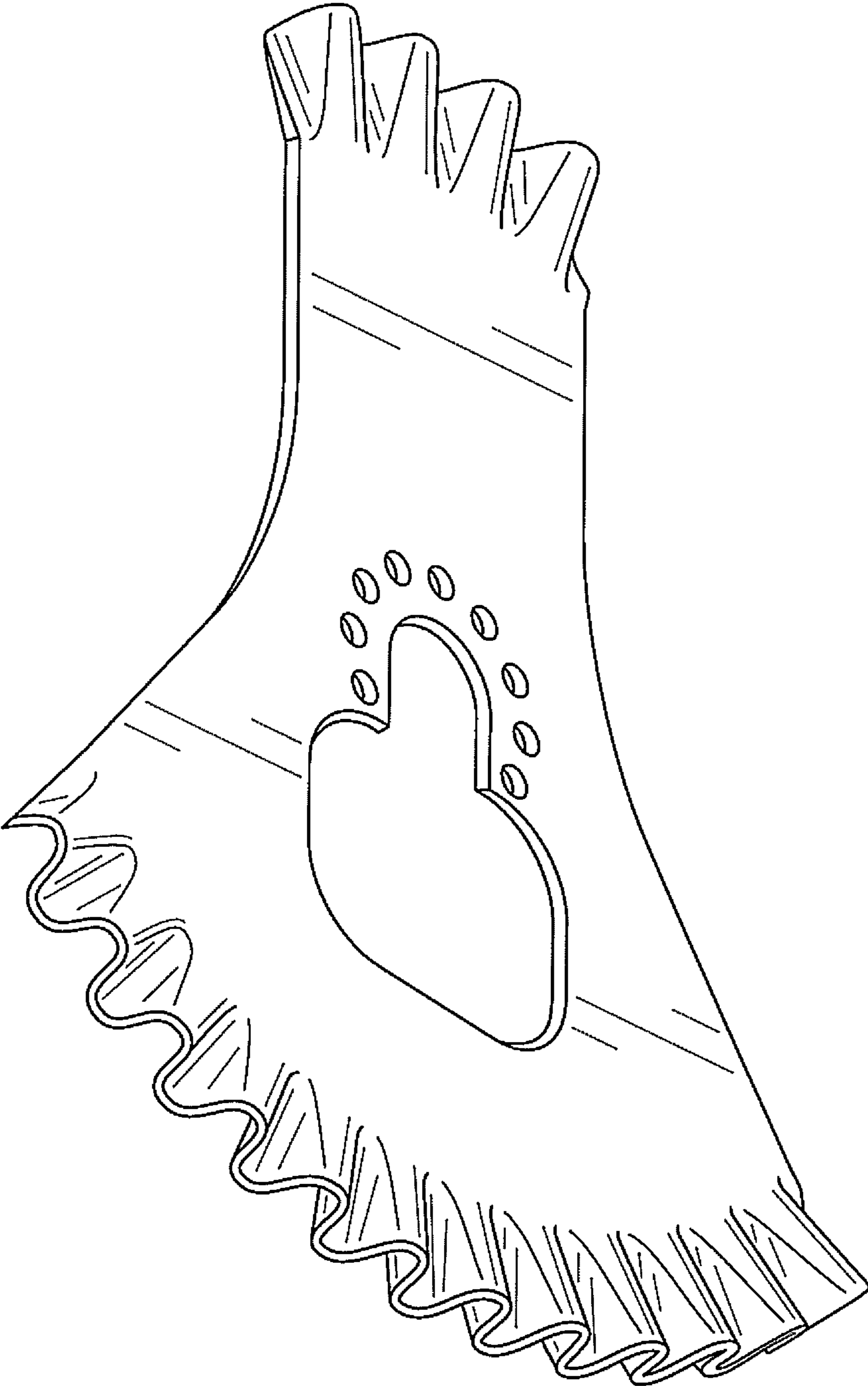


FIG. 1

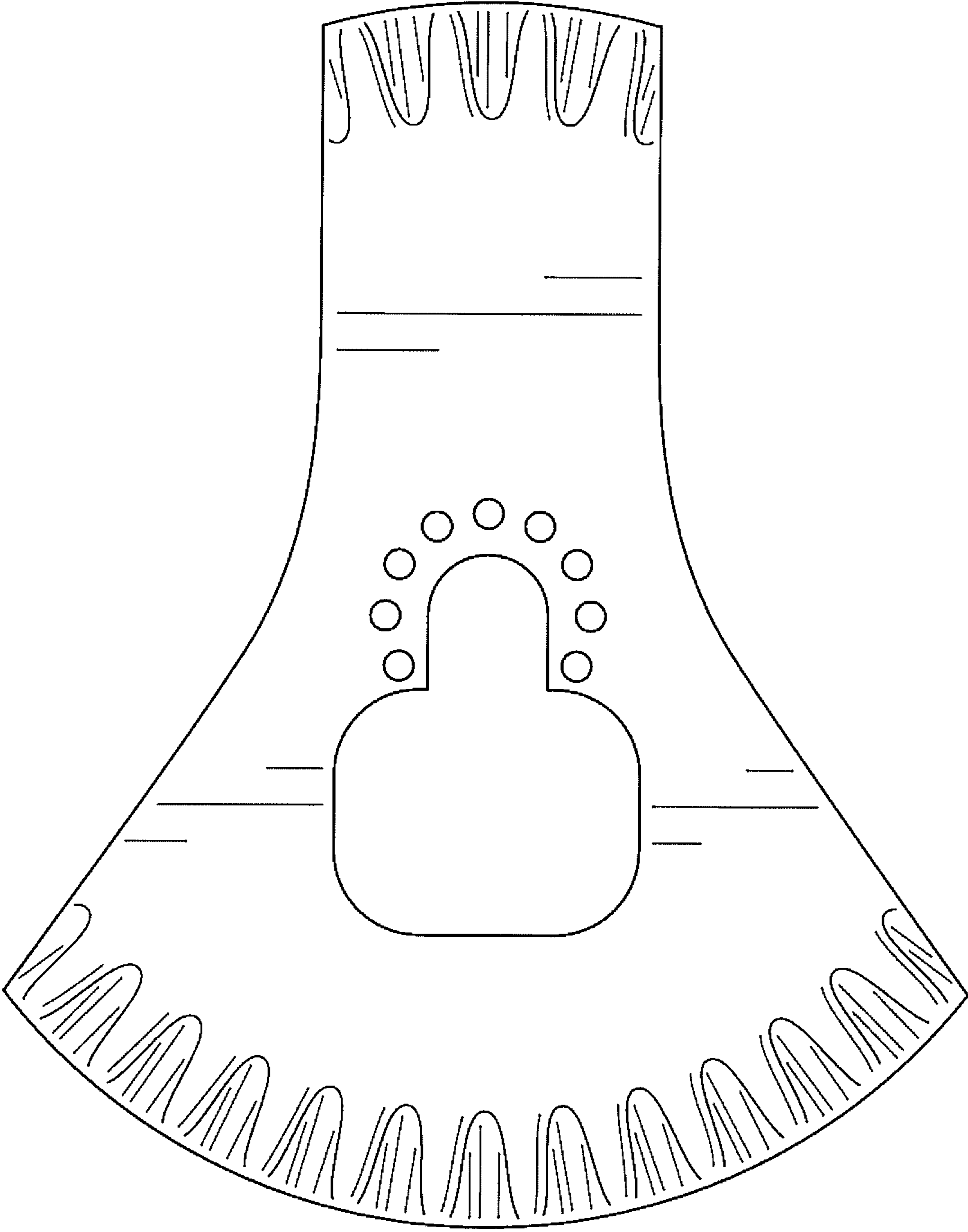


FIG. 2

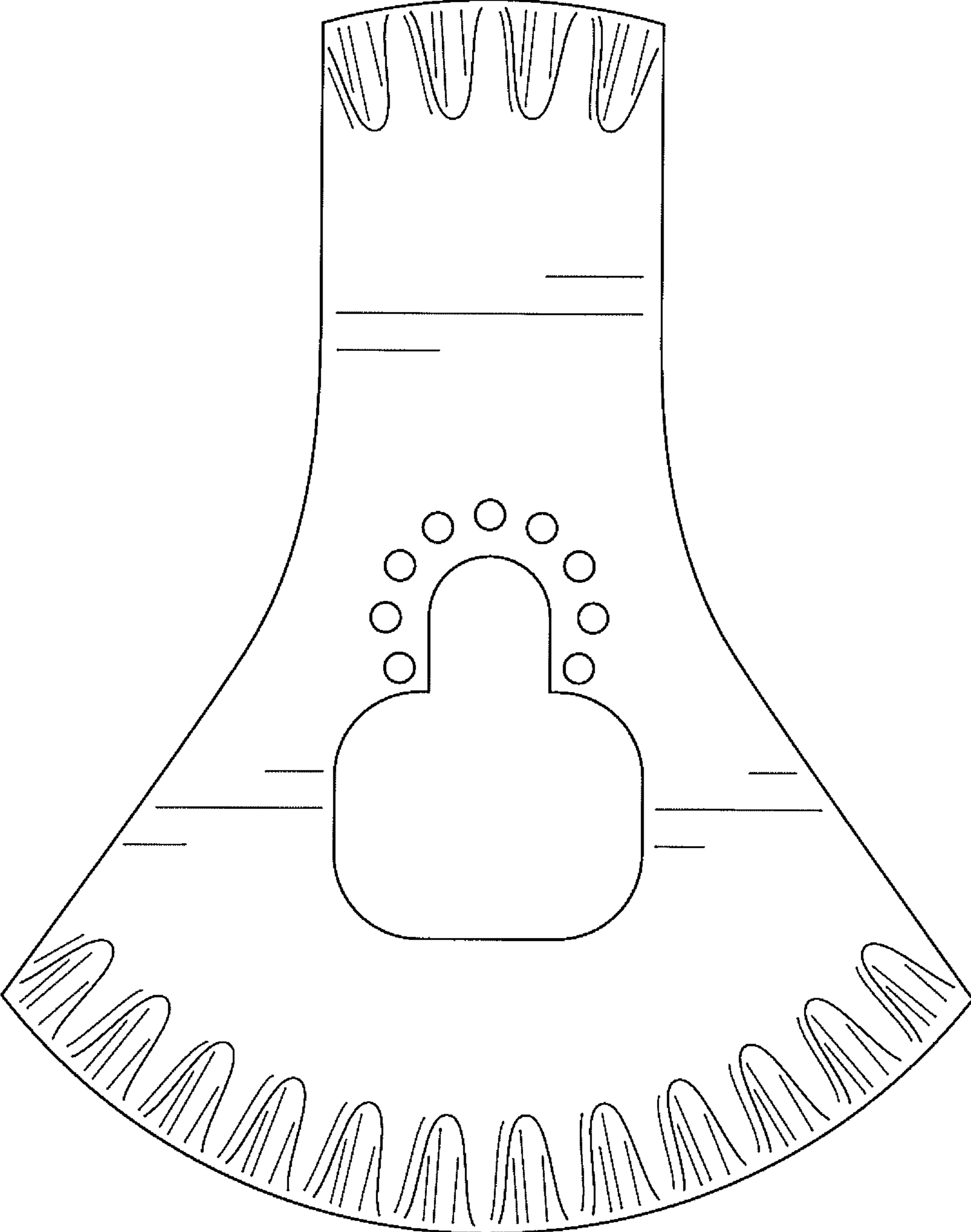


FIG. 3

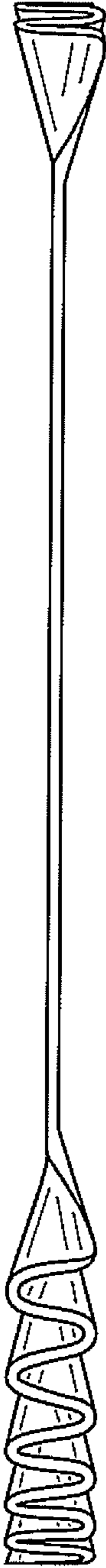


FIG. 4

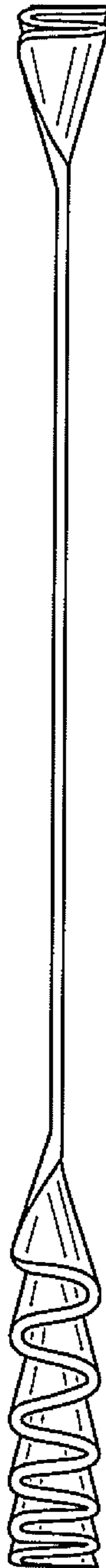


FIG. 5



FIG. 6



FIG. 7