



US00D681081S

(12) **United States Design Patent**
Neal, Jr. et al.

(10) **Patent No.:** **US D681,081 S**

(45) **Date of Patent:** **** Apr. 30, 2013**

(54) **OSCILLATING BLADE**

(56) **References Cited**

(75) Inventors: **Wyatt W. Neal, Jr.**, Cottrellville, MI
(US); **Ralph Girardin**, Cottrellville, MI
(US); **Bryan Pedersen**, Cottrellville, MI
(US)

U.S. PATENT DOCUMENTS

| | | | | | | |
|--------------|----|---|---------|-----------------|-------|---------|
| D31,716 | S | * | 10/1899 | Bolton | | D8/20 |
| D153,776 | S | * | 5/1949 | Eimmerman | | D8/98 |
| 2,557,364 | A | * | 6/1951 | Treace | | D24/146 |
| D201,710 | S | * | 7/1965 | Monek | | D8/19 |
| D262,572 | S | * | 1/1982 | Rogers | | D24/146 |
| D410,309 | S | * | 5/1999 | Schmidt | | D8/16 |
| D516,394 | S | * | 3/2006 | Chen | | D8/16 |
| 2012/0144676 | A1 | * | 6/2012 | Davidian et al. | | 30/142 |

(73) Assignee: **L.R. Oliver & Co., Inc.**, Cottrellville,
MI (US)

* cited by examiner

(**) Term: **14 Years**

Primary Examiner — Garth Rademaker

(21) Appl. No.: **29/429,522**

(74) *Attorney, Agent, or Firm* — Raggio & Dinnin, P.C.

(22) Filed: **Aug. 13, 2012**

(57) **CLAIM**

(51) **LOC (9) Cl.** **15-09**

The ornamental design for an oscillating blade, as shown and described.

(52) **U.S. Cl.**

DESCRIPTION

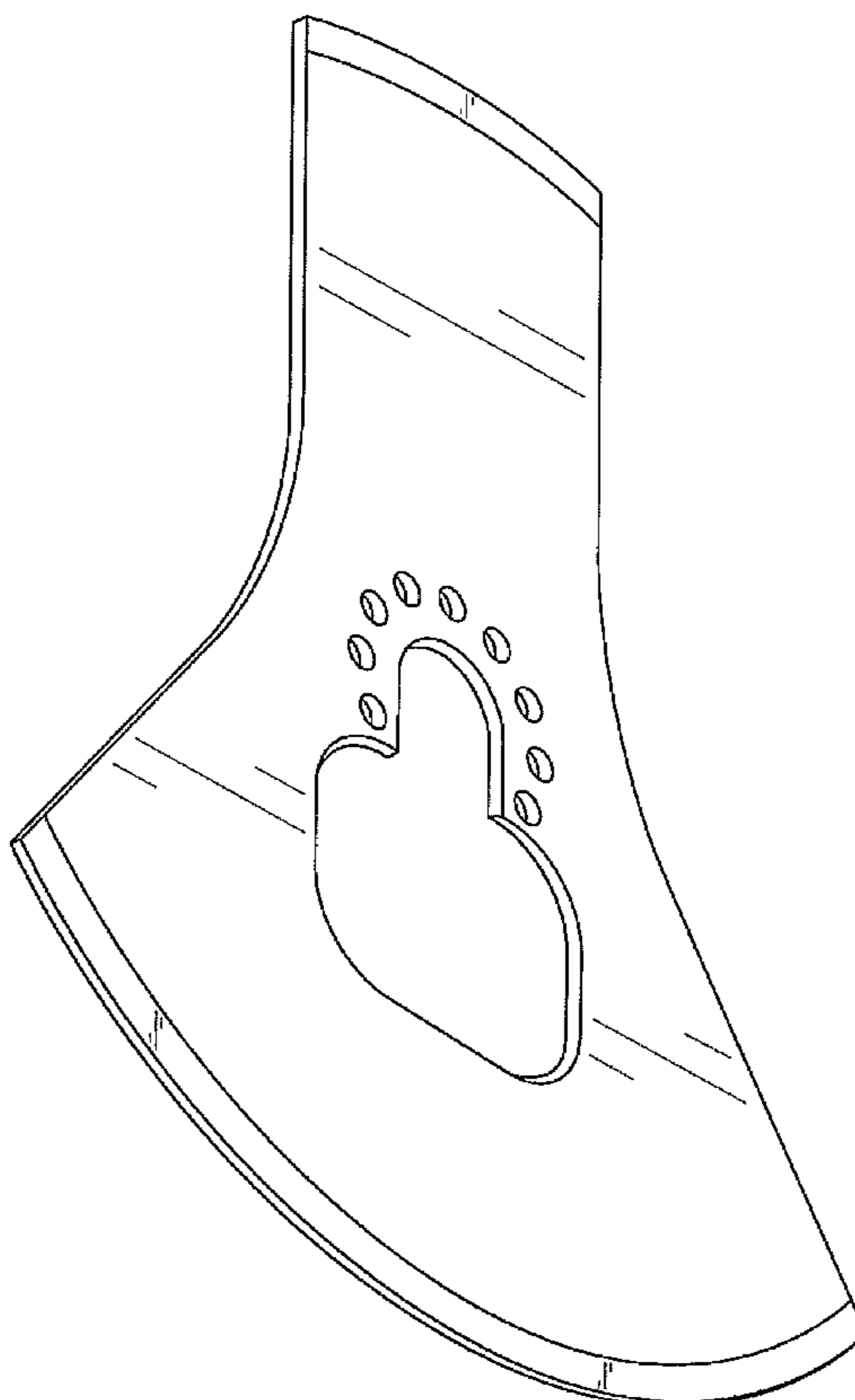
USPC **D15/139**; D8/20

(58) **Field of Classification Search** D8/5, 16,
D8/18–20, 64, 66, 70, 90–105; D15/127,
D15/133, 134, 138, 139; D22/117, 118;
D24/146, 147; 7/118, 148, 149; 30/142,
30/144, 165, 166.3, 272.1, 275.4, 276, 314,
30/320, 346, 346.5, 346.55, 346.56, 349,
30/351, 355–357; 83/663, 676, 835, 846,
83/854

FIG. 1 is a perspective view of an oscillating blade in accordance with the present invention;
FIG. 2 is a front elevation view thereof;
FIG. 3 is a back elevation view thereof;
FIG. 4 is a side elevation view thereof;
FIG. 5 is an opposite side elevation view thereof;
FIG. 6 is a bottom view thereof; and,
FIG. 7 is a top view thereof.

See application file for complete search history.

1 Claim, 5 Drawing Sheets



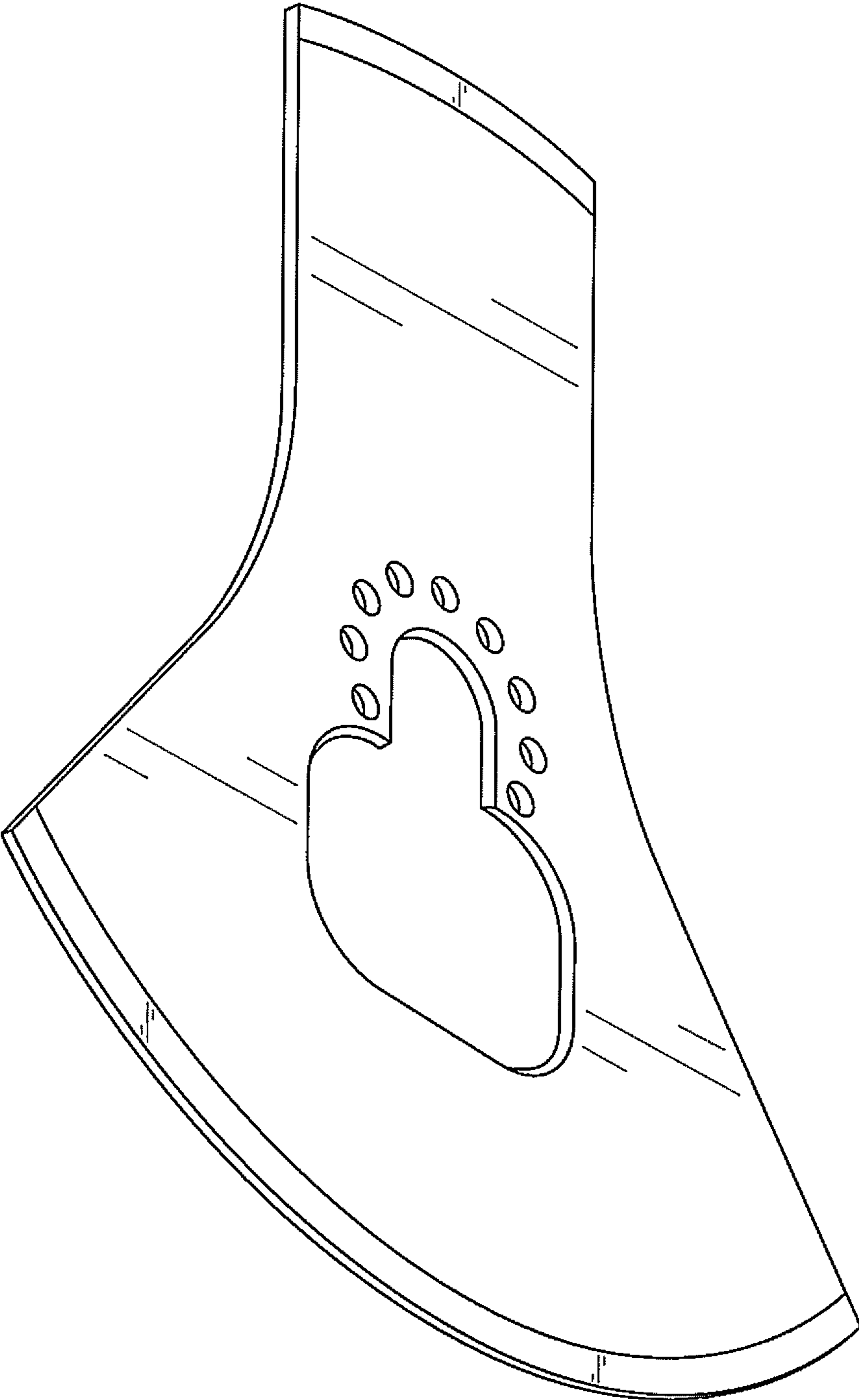


FIG. 1

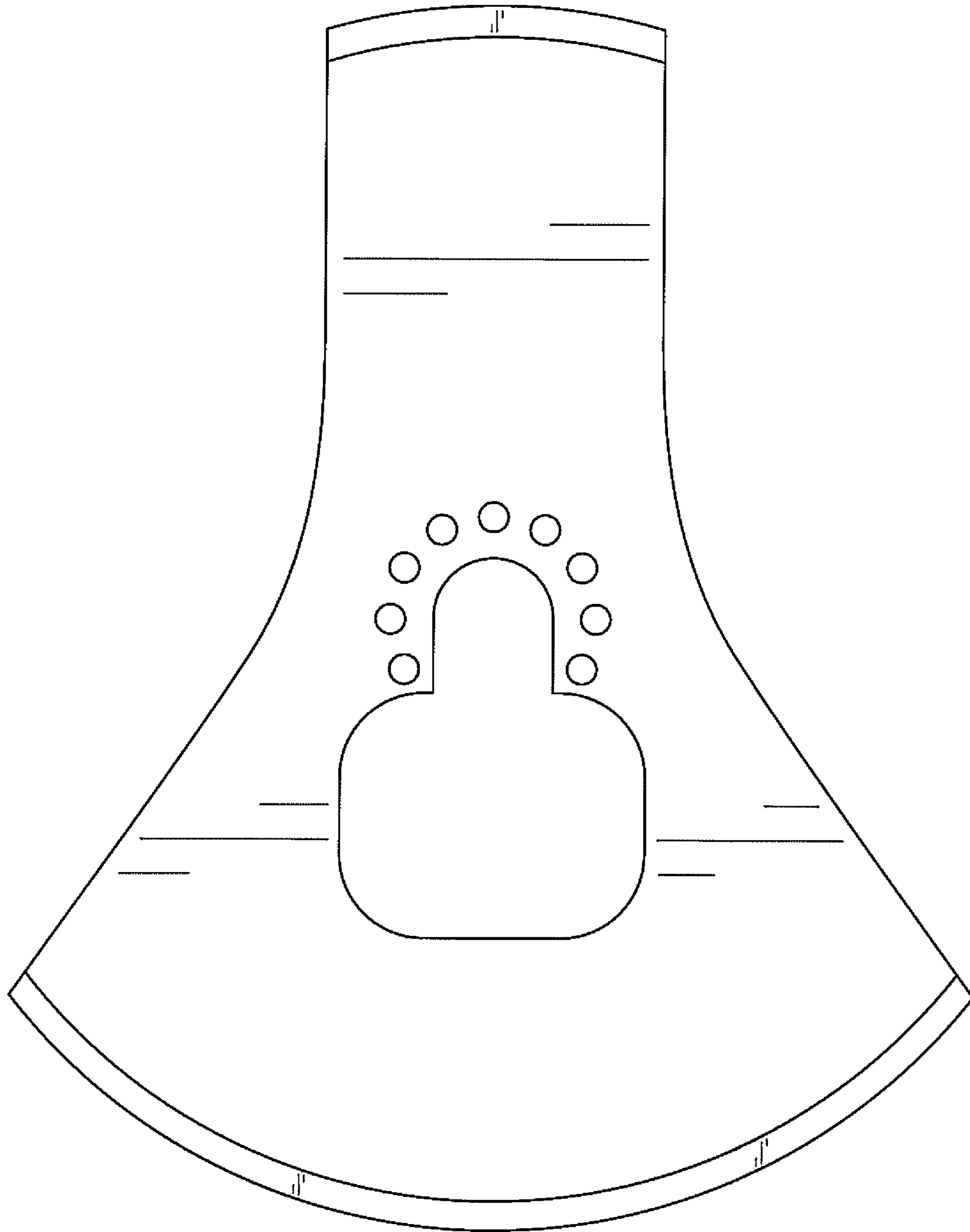


FIG. 2

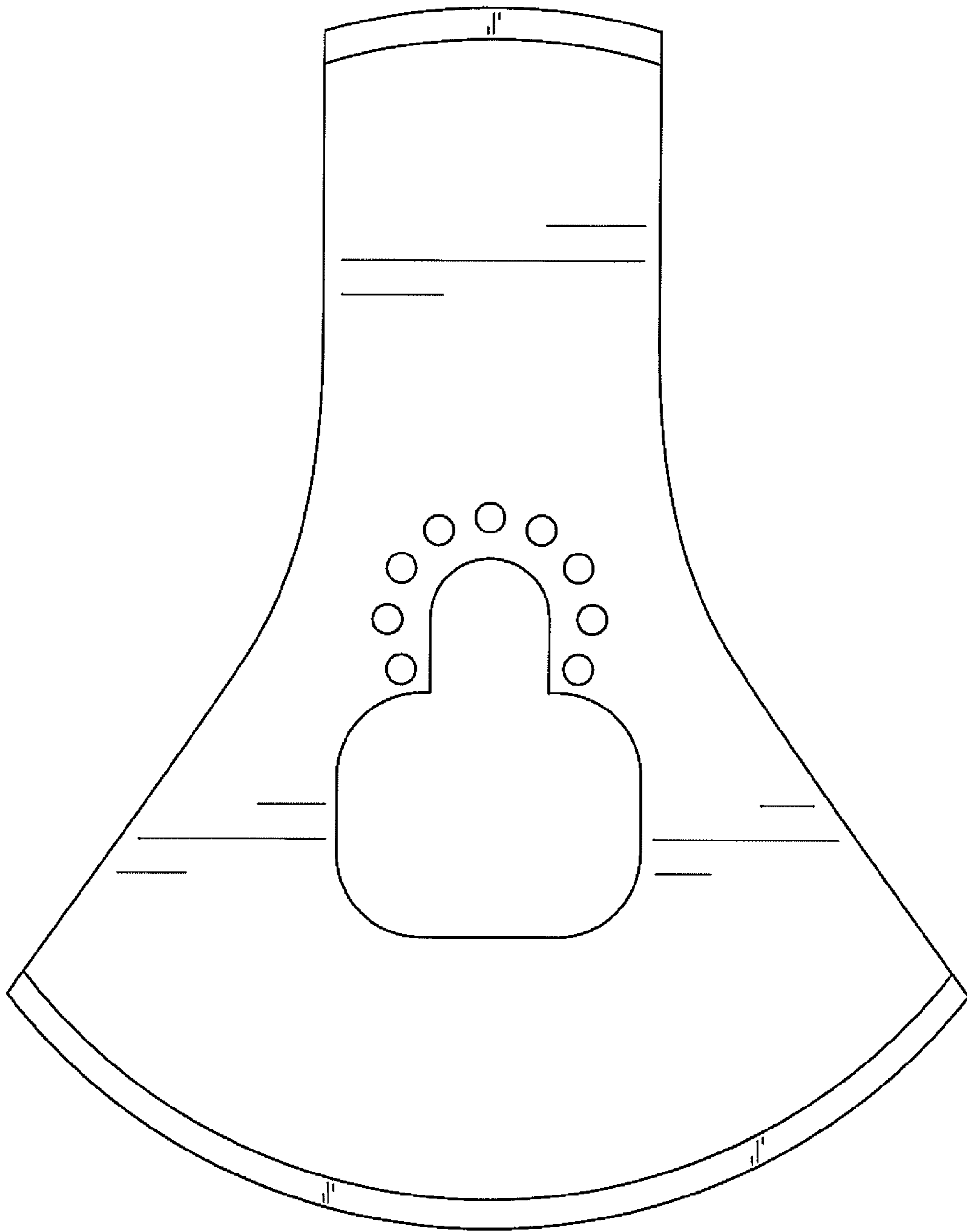


FIG. 3



FIG. 4



FIG. 5



FIG. 6



FIG. 7