



US00D681077S

(12) **United States Design Patent**  
**Wilson et al.**

(10) **Patent No.:** **US D681,077 S**  
(45) **Date of Patent:** **\*\* Apr. 30, 2013**

(54) **MULTIPLE SPINNER CAROUSEL FOR DRESSING A GRINDING WHEEL**

(75) Inventors: **Murray David Wilson**, Harrow (CA);  
**Steven David Wilson**, Harrow (CA);  
**Omer Leon Hageniers**, Windsor (CA)

(73) Assignee: **1339513 Ontario Ltd.**, Ontario (CA)

(\*\*) Term: **14 Years**

(21) Appl. No.: **29/428,491**

(22) Filed: **Jul. 31, 2012**

**Related U.S. Application Data**

(63) Continuation of application No. 29/388,322, filed on Mar. 28, 2011, now Pat. No. Des. 665,830.

(51) **LOC (9) Cl.** ..... **15-09**

(52) **U.S. Cl.**  
USPC ..... **D15/126**

(58) **Field of Classification Search** ..... D15/126,  
D15/138; 451/5, 7, 178, 541  
See application file for complete search history.

(56) **References Cited**

**U.S. PATENT DOCUMENTS**

|           |   |         |              |
|-----------|---|---------|--------------|
| 60,431    | A | 12/1866 | Scott et al. |
| 83,339    | A | 10/1868 | Thurston     |
| 750,696   | A | 1/1904  | Price        |
| 1,100,976 | A | 6/1914  | Hille        |

(Continued)

**FOREIGN PATENT DOCUMENTS**

|    |            |    |         |
|----|------------|----|---------|
| CA | 1179696    | A1 | 12/1984 |
| CA | 2173001    | A1 | 2/1997  |
| CA | 2373449    | A1 | 11/2000 |
| WO | WO-0067949 | A1 | 11/2000 |

**OTHER PUBLICATIONS**

Office Action dated Oct. 6, 2010 for U.S. Appl. No. 12/114,191, filed May 2, 2008, entitled "Ice Skate Blade Sharpening Machine" to Wilson et al., 20 pages.

(Continued)

*Primary Examiner* — Patricia Palasik

(74) *Attorney, Agent, or Firm* — Remarck Law Group PLC

(57) **CLAIM**

The ornamental design for a multiple spinner carousel for dressing a grinding wheel, as shown and described.

**DESCRIPTION**

FIG. 1 is a perspective view of a multiple, spinner carousel for dressing a grinding wheel.

FIG. 2 is an opposite view of FIG. 1.

FIG. 3 is an exploded view showing rotatable spinners spaced from the multiple spinner carousel of FIG. 1.

FIG. 4 is an opposite view of FIG. 3.

FIG. 5 is a top view of the multiple, spinner carousel for dressing a grinding wheel of FIG. 1.

FIG. 6 is a bottom view of the multiple, spinner carousel for dressing a grinding wheel of FIG. 1.

FIG. 7 is a front view of the multiple, spinner carousel for dressing a grinding wheel of FIG. 1.

FIG. 8 is a rear view of the multiple, spinner carousel for dressing a grinding wheel of FIG. 1.


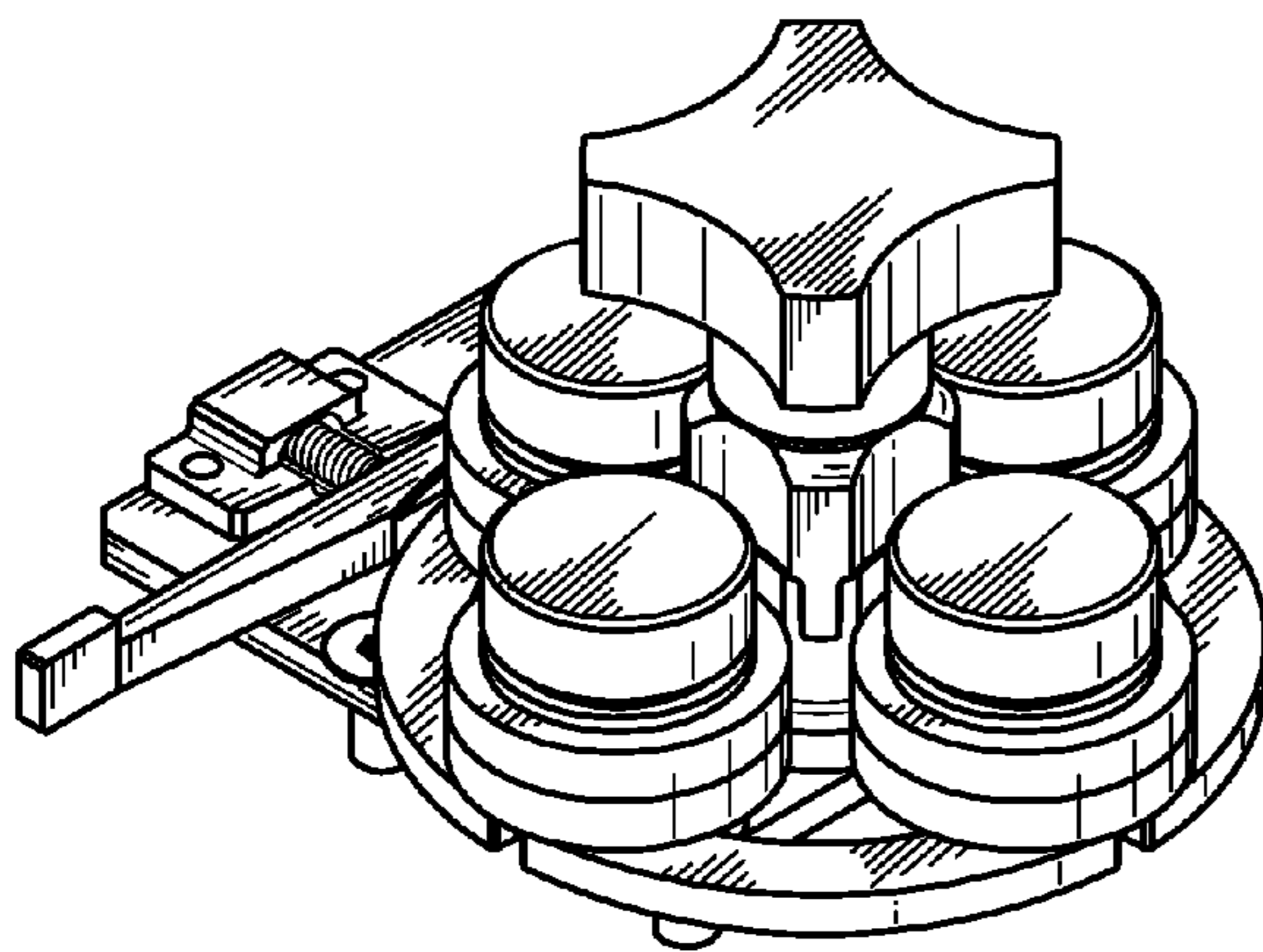
FIG. 9 is a side view of the multiple, spinner carousel for dressing a grinding wheel of FIG. 1.

FIG. 10 is an opposite view of FIG. 9; and,

FIG. 11 is a perspective view of the multiple, spinner carousel for dressing a grinding wheel of FIG. 1 attached to a grinding machine adjacent a grinding wheel in accordance with the present teachings.

The broken line showing of portions of a multiple spinner carousel for dressing a grinding wheel is included for the purpose of illustrating environmental structure and forms no part of the claimed design.

**1 Claim, 7 Drawing Sheets**



U.S. PATENT DOCUMENTS

1,181,831 A 5/1916 Browne  
 1,786,553 A 12/1930 Thorngren  
 2,055,665 A 9/1936 Moon  
 2,181,923 A 12/1939 Smolarek  
 2,229,374 A 1/1941 Devau  
 2,486,850 A 11/1949 Ives  
 2,904,342 A 9/1959 Jones et al.  
 3,271,906 A 9/1966 Esopi  
 3,517,659 A 6/1970 Kane et al.  
 3,735,533 A 5/1973 Salberg  
 3,827,185 A 8/1974 Smith  
 4,055,026 A 10/1977 Zwicker  
 4,094,101 A 6/1978 Robinson  
 4,114,913 A 9/1978 Newell et al.  
 4,235,050 A 11/1980 Hannaford et al.  
 4,271,635 A 6/1981 Szalay  
 4,294,043 A 10/1981 Sakcriska  
 D264,984 S 6/1982 Olivieri  
 4,392,658 A 7/1983 Redmond et al.  
 4,411,250 A 10/1983 Lach  
 4,534,134 A 8/1985 Consay et al.  
 4,535,571 A 8/1985 Smith  
 4,615,144 A 10/1986 Peacock et al.  
 4,722,152 A 2/1988 Ek et al.  
 4,756,125 A 7/1988 Kadnar  
 4,805,586 A 2/1989 Borse  
 4,907,813 A 3/1990 Hall  
 5,009,039 A 4/1991 Lager et al.  
 5,287,657 A 2/1994 Tschida et al.  
 5,354,078 A 10/1994 Belleisle  
 5,431,597 A 7/1995 Anderson  
 5,445,050 A 8/1995 Owens  
 5,499,556 A 3/1996 Exner et al.  
 5,547,416 A 8/1996 Timms  
 D373,399 S 9/1996 Both  
 5,570,893 A 11/1996 Swande  
 5,591,069 A 1/1997 Wurthman  
 5,704,829 A 1/1998 Long  
 5,725,419 A 3/1998 Osthoff et al.  
 5,826,890 A 10/1998 Swande  
 6,030,283 A 2/2000 Anderson  
 6,113,474 A 9/2000 Shih et al.  
 6,116,989 A 9/2000 Balastik  
 6,203,028 B1 3/2001 Kress  
 6,286,498 B1 9/2001 Sung  
 6,308,700 B1 10/2001 Lierse  
 6,368,198 B1 4/2002 Sung et al.  
 6,422,934 B1 7/2002 Blach et al.  
 6,443,819 B2 9/2002 Sakcriska  
 6,467,778 B1 10/2002 Goldsmith et al.  
 6,481,113 B1 11/2002 Brenner et al.  
 6,619,674 B2 9/2003 Baldwin  
 6,695,322 B2 2/2004 Goldsmith et al.  
 D500,112 S 12/2004 Brumpton  
 6,830,251 B2 12/2004 Titzmann  
 6,953,390 B2 10/2005 Sakurai et al.  
 D514,643 S 2/2006 Henderson  
 7,073,810 B2 7/2006 Wilson

7,234,709 B2 6/2007 Lambert  
 D555,180 S \* 11/2007 Amamoto et al. .... D15/126  
 7,387,302 B2 6/2008 Goldsmith et al.  
 7,559,828 B2 7/2009 Liao  
 D603,432 S 11/2009 Wilson et al.  
 7,648,146 B2 1/2010 Tatomir  
 D626,978 S \* 11/2010 Huh ..... D15/126  
 D637,676 S 5/2011 Wilson et al.  
 7,934,978 B2 5/2011 Wilson et al.  
 D665,830 S \* 8/2012 Wilson et al. .... D15/126  
 2002/0014041 A1 2/2002 Baldoni et al.  
 2003/0106270 A1 6/2003 Baldoni et al.  
 2004/0157537 A1 8/2004 Tatum et al.  
 2005/0276979 A1 12/2005 Slutz et al.  
 2006/0040584 A1 2/2006 Ray et al.  
 2006/0183411 A1\* 8/2006 Moon ..... 451/182  
 2007/0001426 A1 1/2007 Wade  
 2008/0051013 A1 2/2008 Burgess  
 2009/0273149 A1 11/2009 Wilson et al.

OTHER PUBLICATIONS

Office Action dated Nov. 9, 2010 for U.S. Appl. No. 12/114,191, filed May 2, 2008, entitled "Ice Skate Blade Sharpening Machine" to Wilson et al., 9 pages.

Office Action dated Nov. 26, 2010 for U.S. Appl. No. 12/402,838, filed Mar. 12, 2009, entitled "Ice Skate Blades" to Wilson et al., 20 pages.

Office Action dated Mar. 25, 2011 for U.S. Appl. No. 12/402,838, filed Mar. 12, 2009, entitled "Ice Skate Blades" to Wilson et al., 15 pages.

CA Office Action dated Jun. 8, 2011 for Canadian Application No. 2,630,749, filed May 6, 2008, entitled "Ice Skate Blade Sharpening Machine" to Hageniers et al., 3 pages.

CA Office Action dated Jun. 13, 2011 for Canadian Application No. 2,663,095, filed Apr. 16, 2009, entitled "Ice Skate Blades" to Wilson et al., 2 pages.

Printout purporting to be a portion of Abrasive Technology, Manufacturer of Diamond & CBN Tooling: Resin & Metal Bonded Product Line and including a copyright notice date of 2004 on the final page, 11 pages.

Printout purporting to be a webpage of Norton Abrasives from 2006 and bearing a date of Jul. 29, 2011, 1 page.

Submission of Prior Art Under Provisions of Section 34 for Canadian Application No. 2,630,749 dated Jul. 29, 2011, 141 pages.

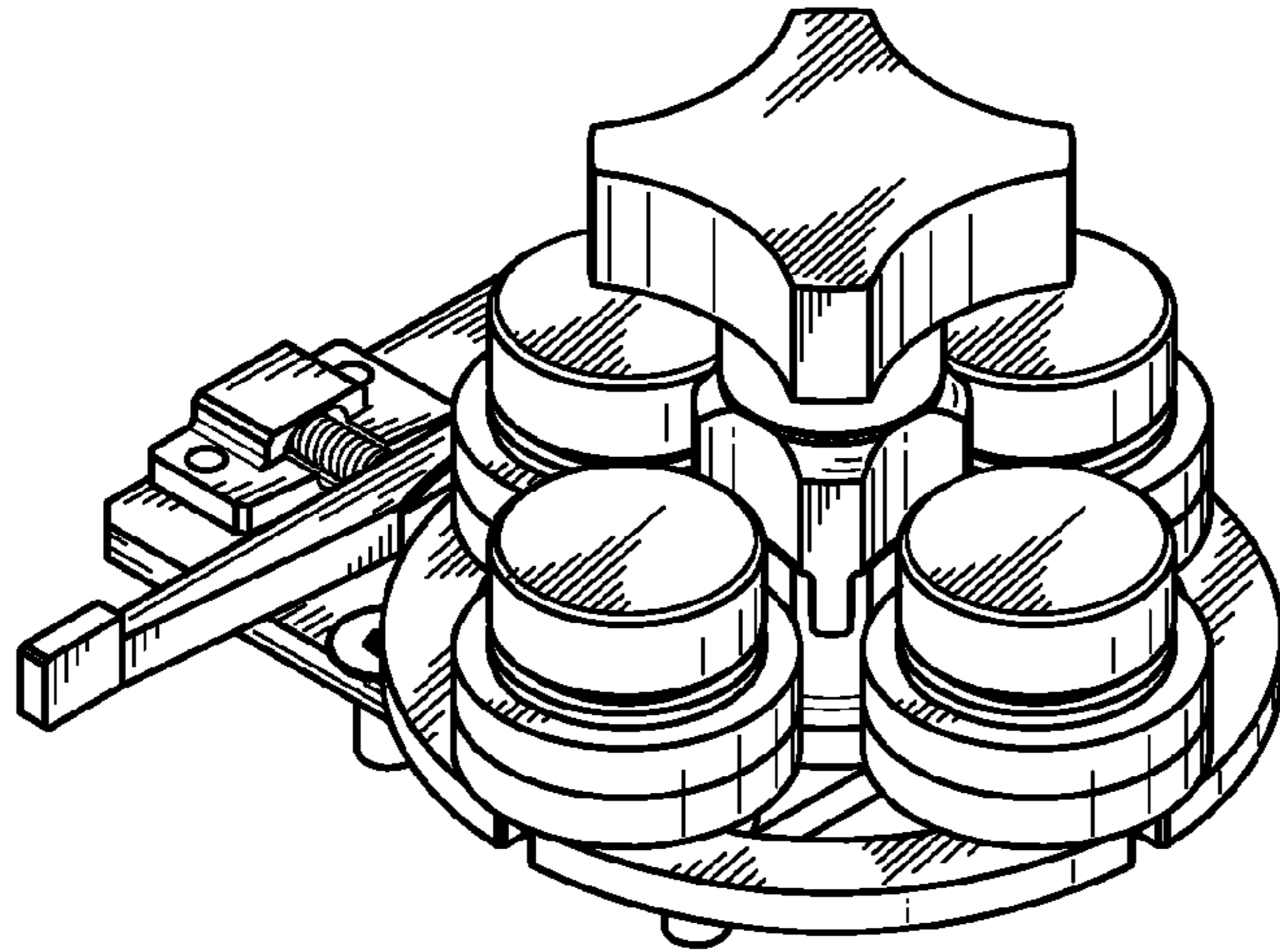
Printout purporting to be a portion of Norton Stock Catalog 2005-2006 Diamond Tools and bearing no date, 16 pages.

CA Office Action dated Dec. 13, 2011 for Canadian Application No. 2,630,749, filed May 6, 2008, entitled "Ice Skate Blade Sharpening Machine" to Hageniers et al., 3 pages.

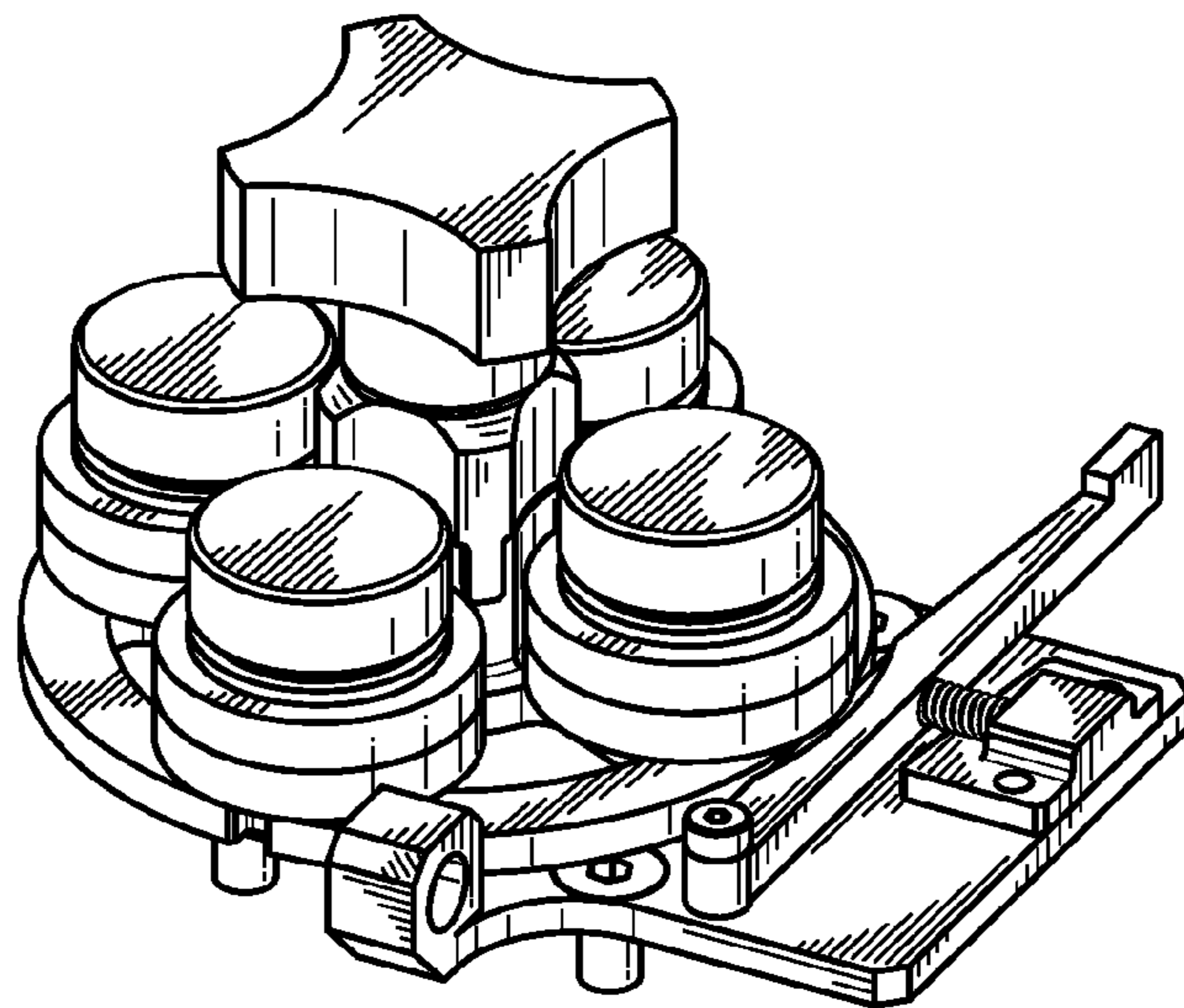
Office Action dated Feb. 15, 2012 for U.S. Appl. No. 13/073,497, entitled "Ice Skate Blades and Sharpening Machines" to Wilson et al., 19 pages.

\* cited by examiner

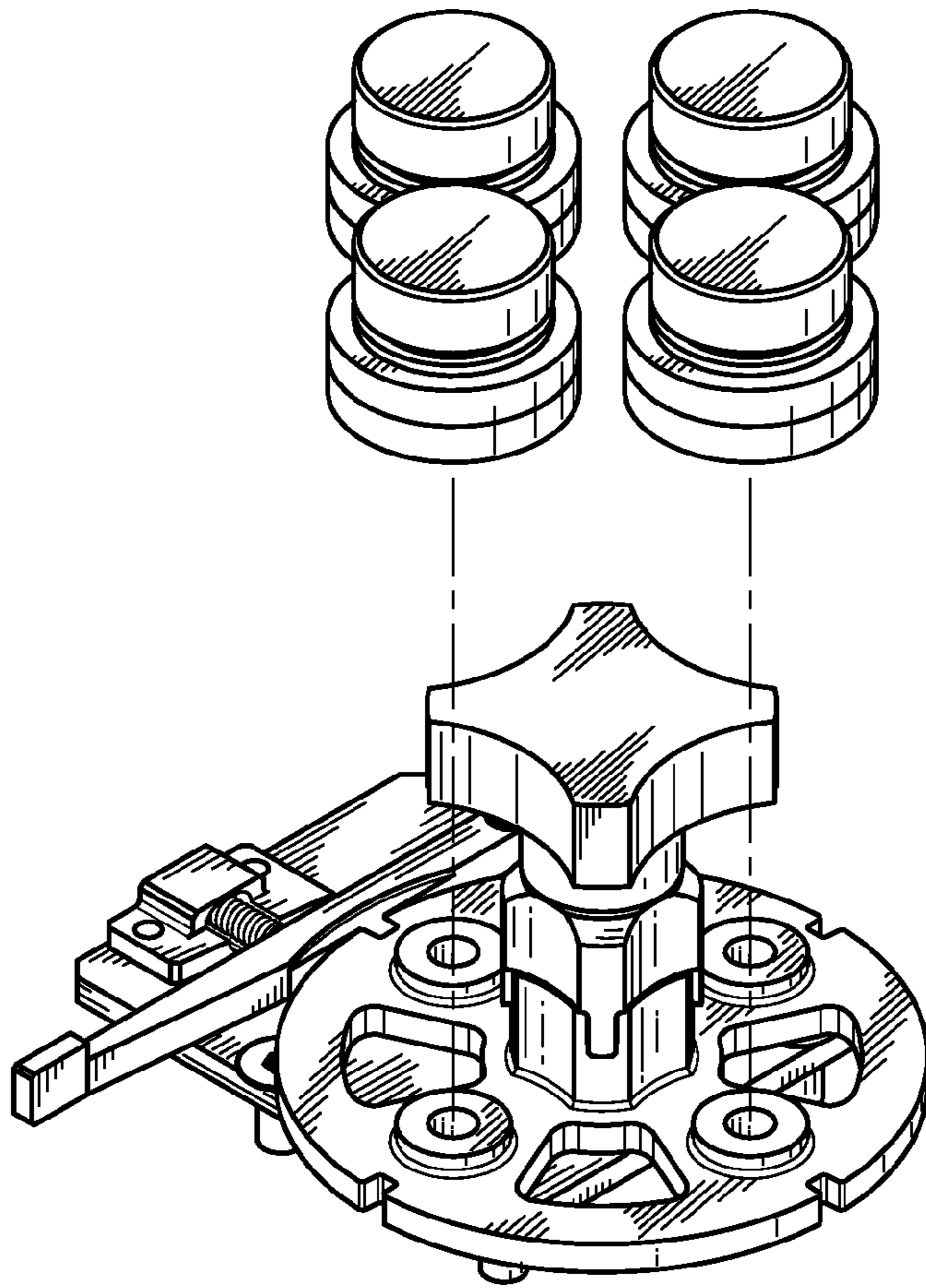




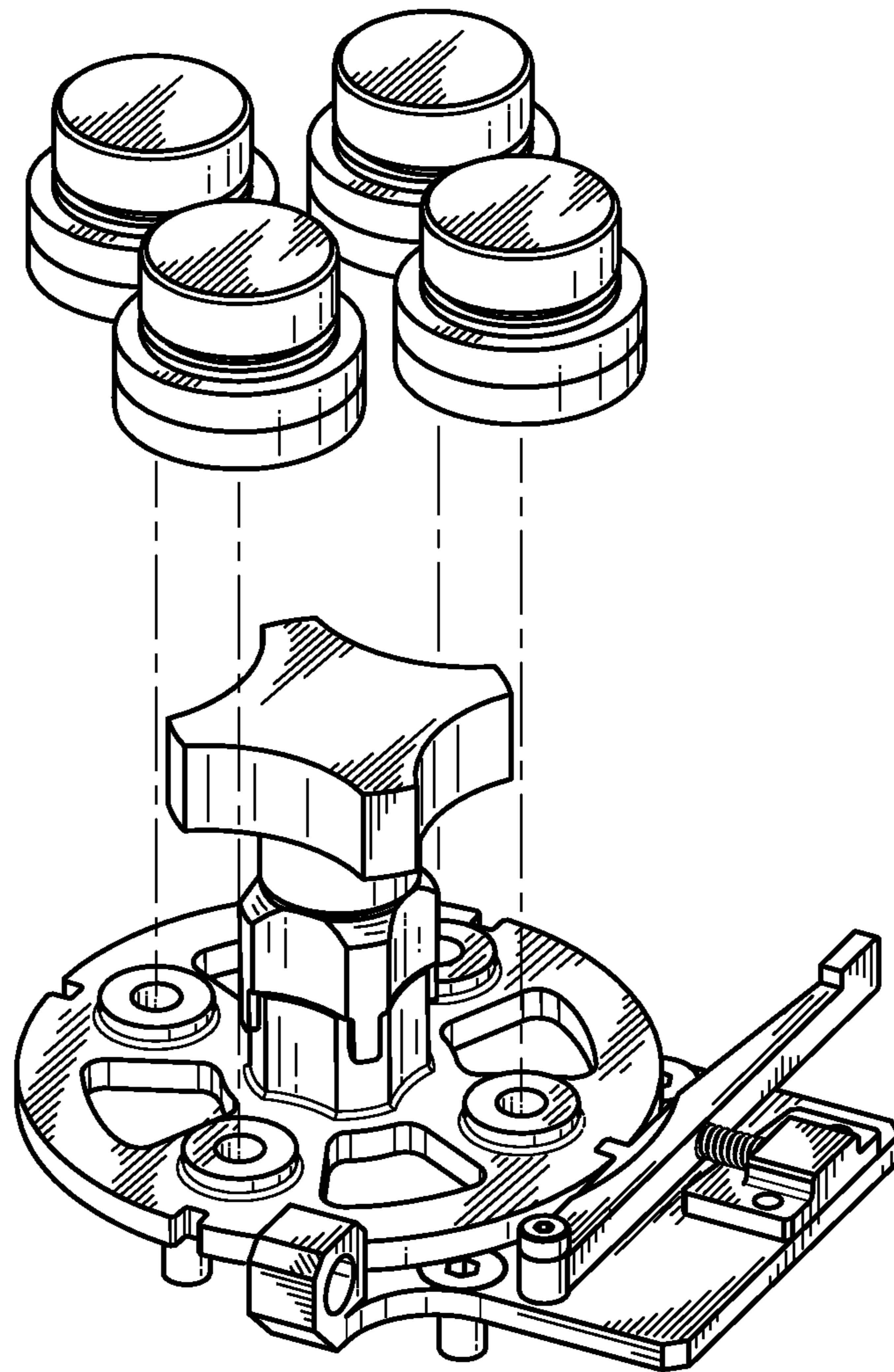
*FIG. 1*



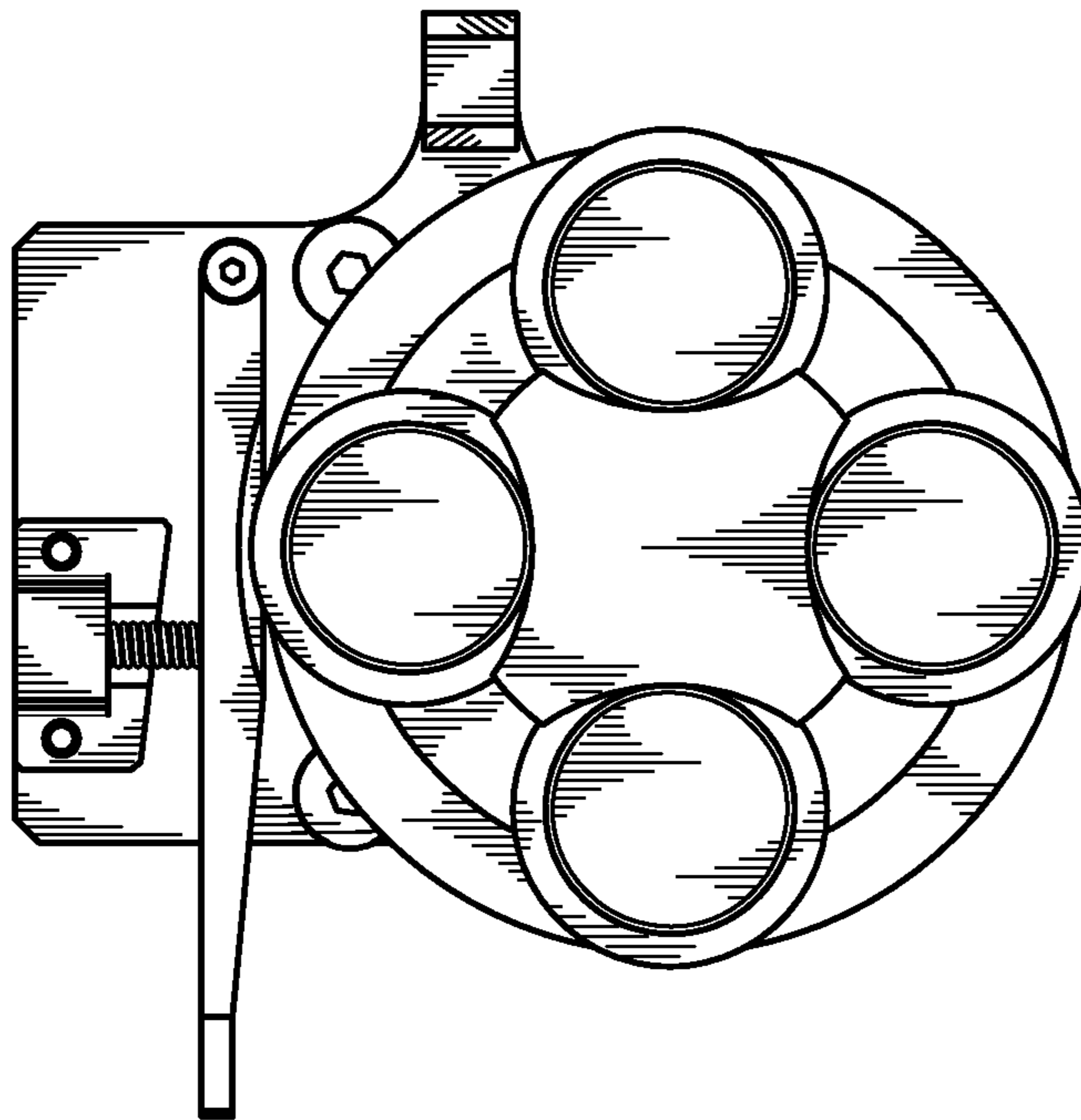
*FIG. 2*



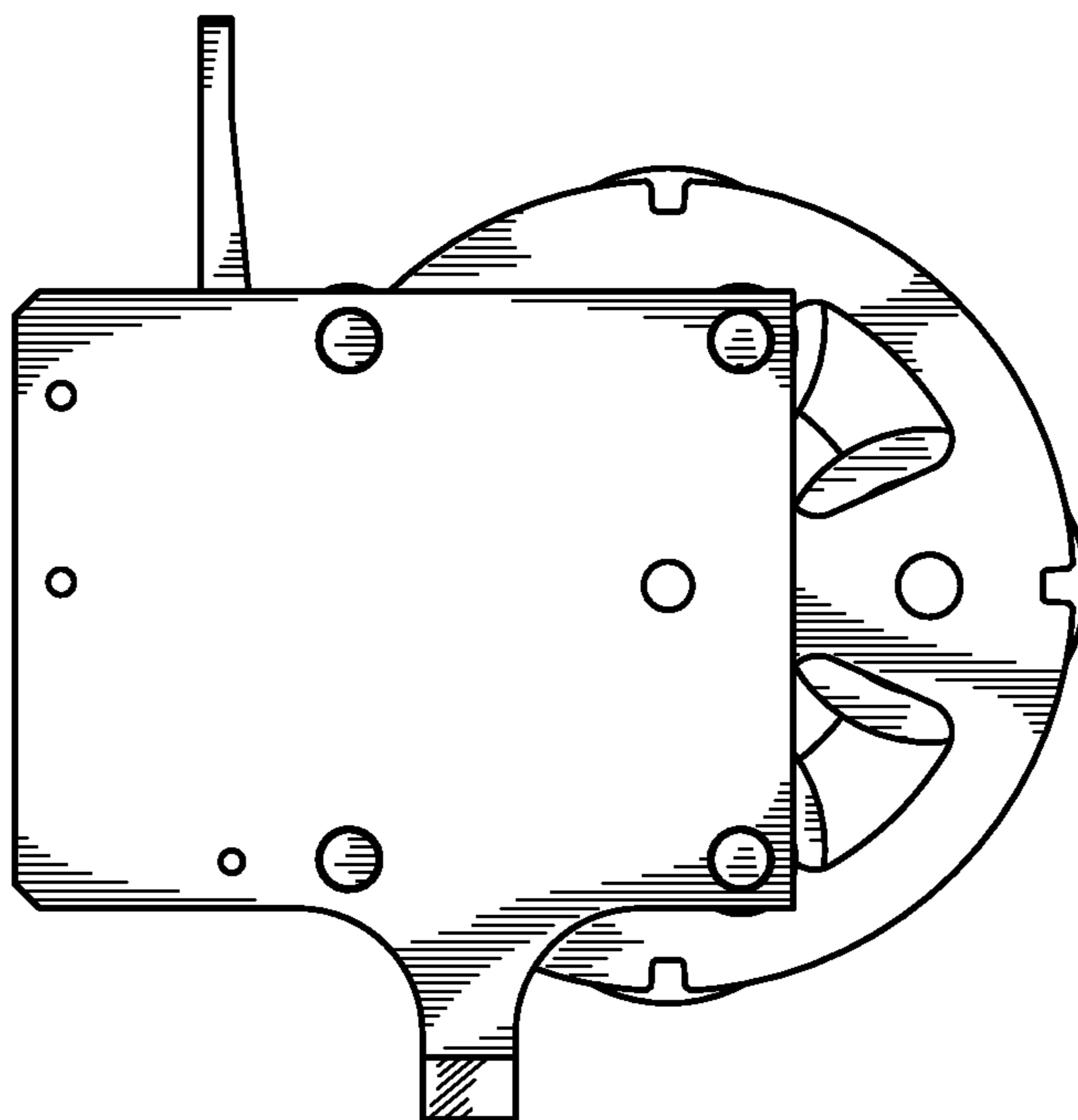
**FIG. 3**



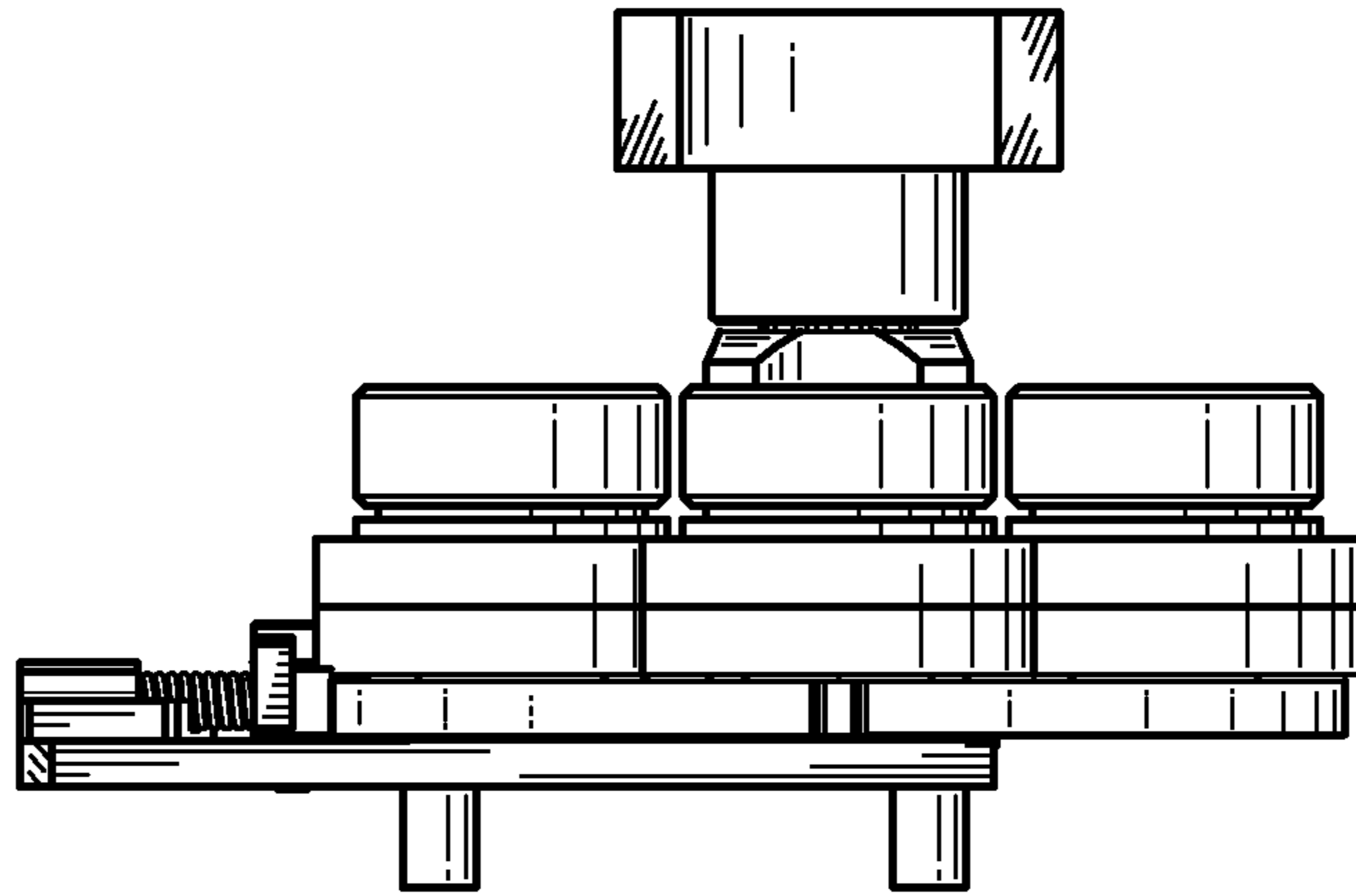
**FIG. 4**



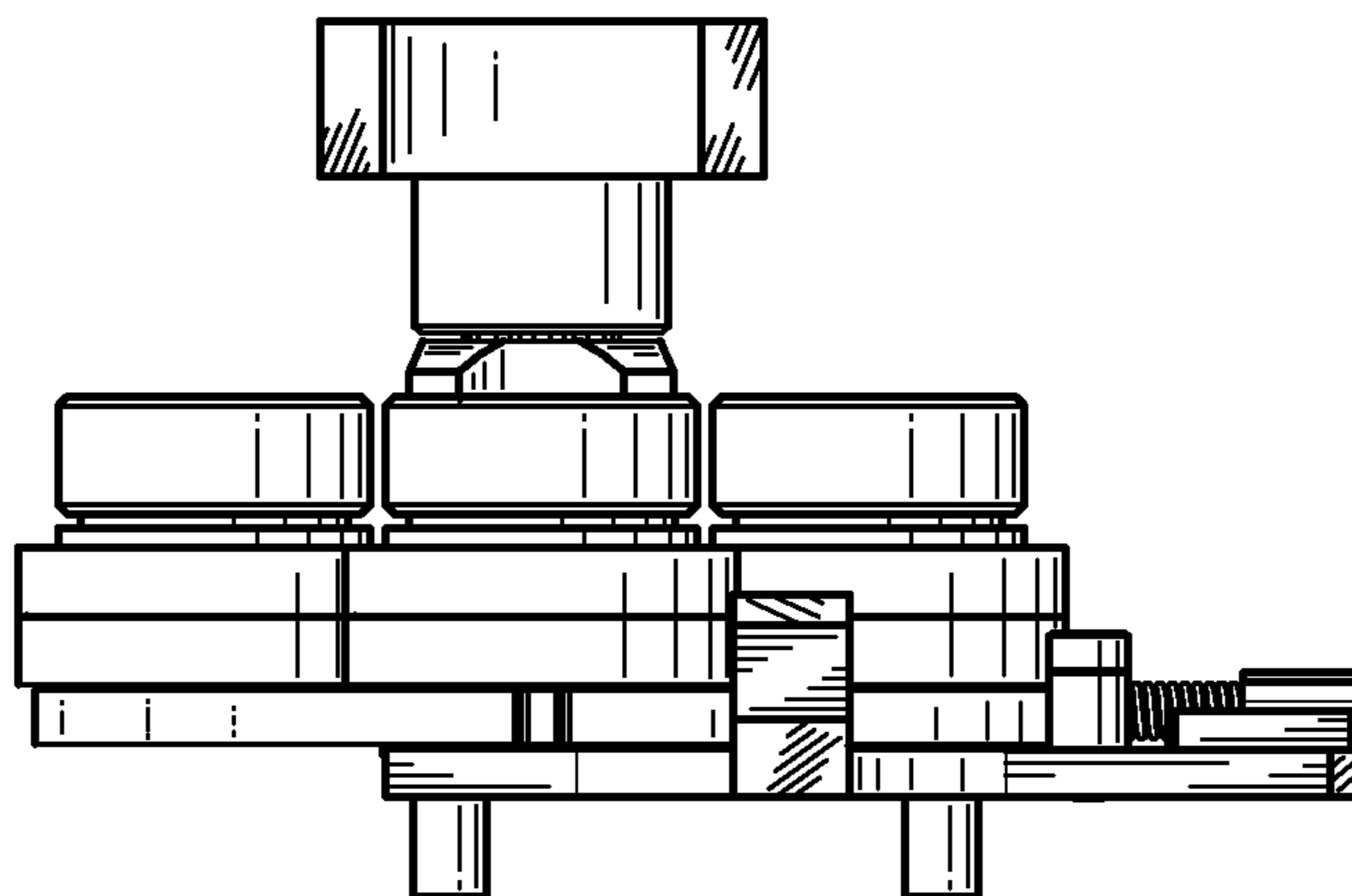
**FIG. 5**



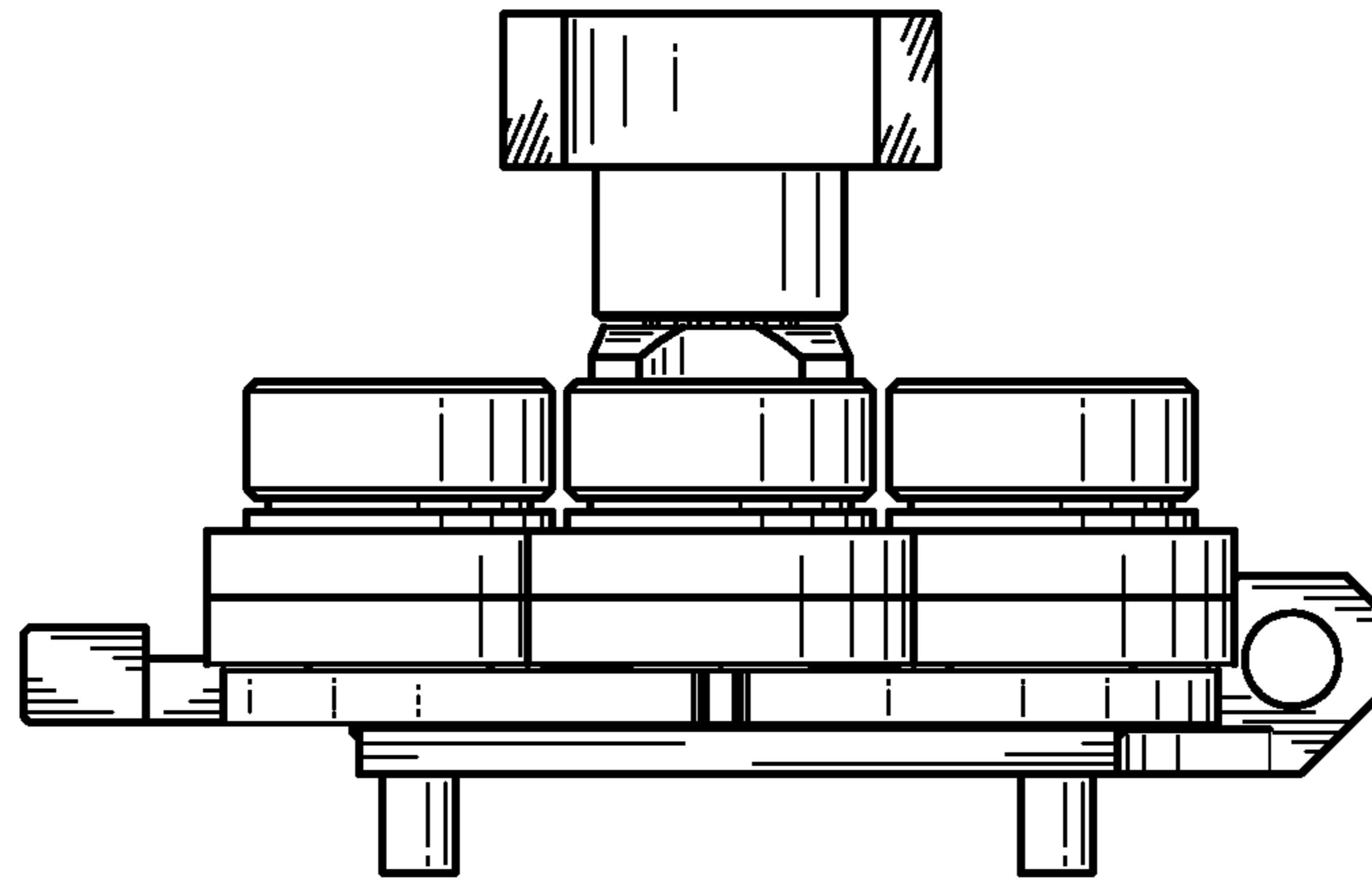
**FIG. 6**



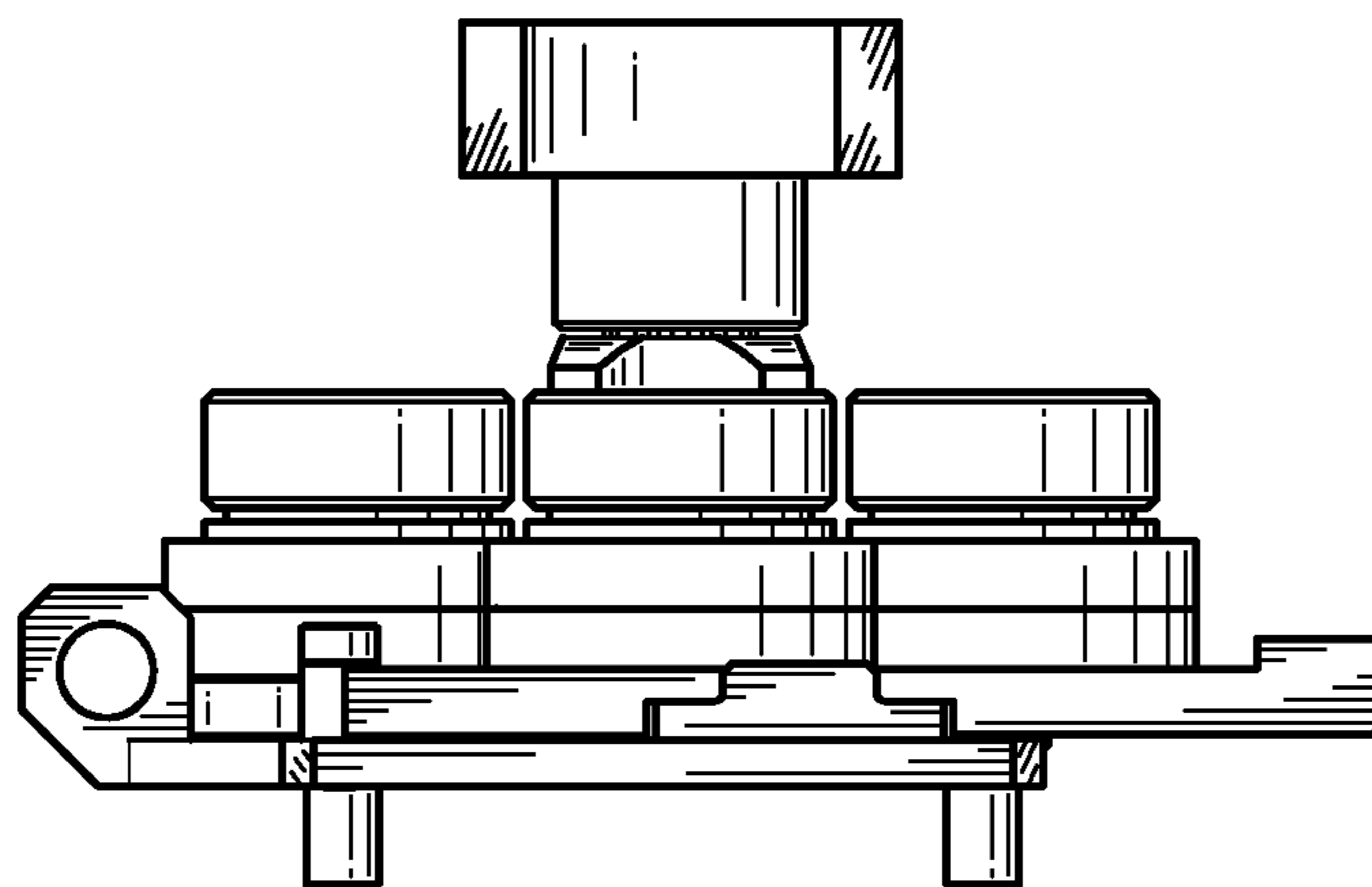
*FIG. 7*



*FIG. 8*

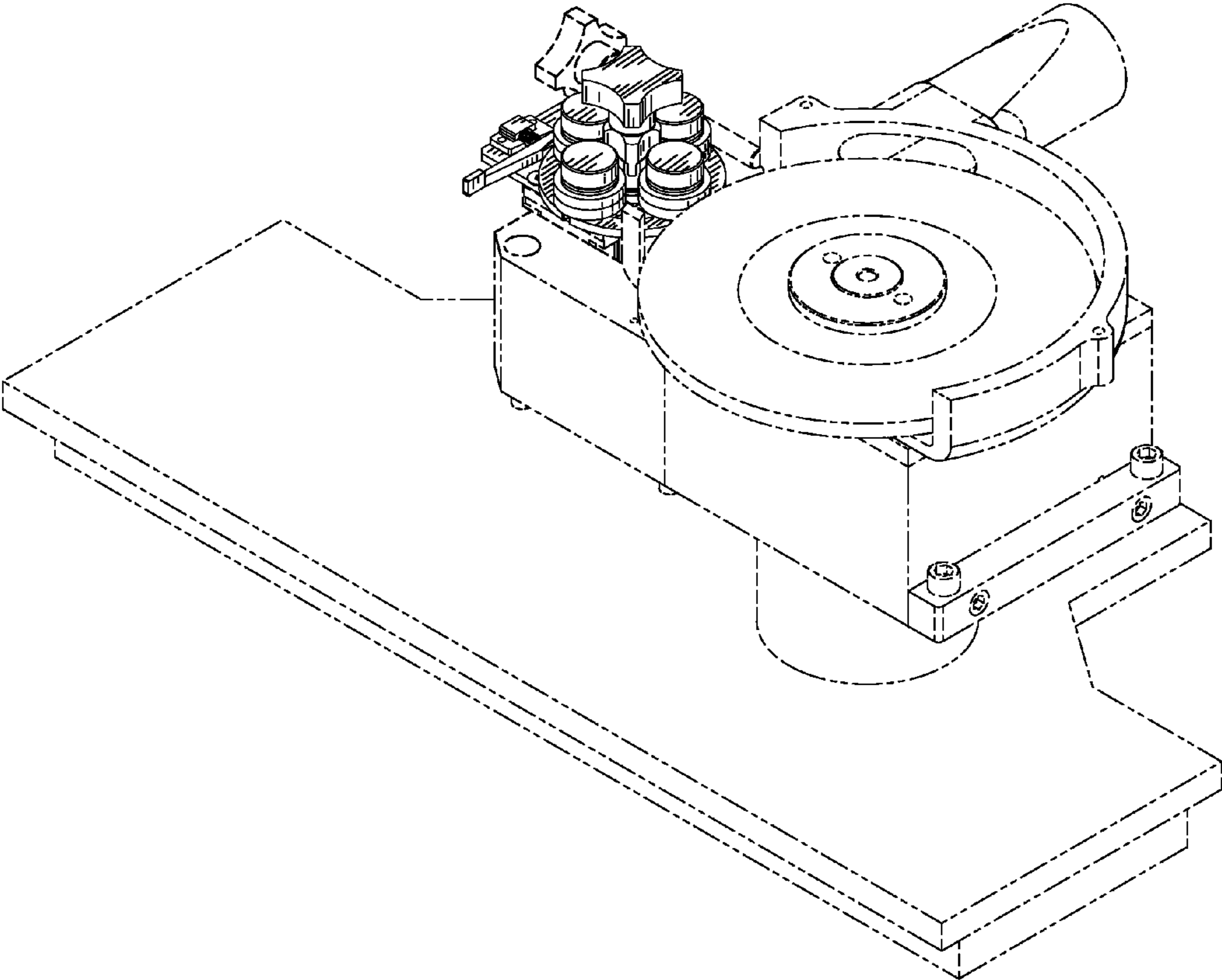


*FIG. 9*



*FIG. 10*





**FIG. 11**