



US00D681071S

(12) **United States Design Patent**
Zuchoski et al.

(10) **Patent No.:** **US D681,071 S**
(45) **Date of Patent:** **** Apr. 30, 2013**

(54) **ENDLESS TRACK OF AN OFF-ROAD VEHICLE**

(71) Applicant: **Camoplast Solideal Inc., Sherbrooke (CA)**

(72) Inventors: **Jeremie Zuchoski, Sherbrooke (CA); Bernard Jean, St-Mathieu du Parc (CA)**

(73) Assignee: **Camoplast Solidcal Inc., Sherbrooke, Québec (CA)**

(**) Term: **14 Years**

(21) Appl. No.: **29/434,240**

(22) Filed: **Oct. 11, 2012**

(51) **LOC (9) Cl.** **15-03**

(52) **U.S. Cl.**
USPC **D15/28; D12/7**

(58) **Field of Classification Search** D15/28;
D12/7, 608, 8, 9, 10; D2/951, 960; 305/165-179,
305/157, 52, 158, 180-184; 180/190, 191,
180/184; 474/266, 267, 260-262
See application file for complete search history.

(56) **References Cited**

U.S. PATENT DOCUMENTS

D216,301	S	*	12/1969	Chaumont	D12/7
3,582,154	A	*	6/1971	Russ, Sr.	305/166
D222,247	S	*	10/1971	Sherbrooke	D12/7
3,637,267	A	*	1/1972	Bombardier et al.	305/160
3,754,798	A	*	8/1973	Chaumont	305/166
3,756,668	A	*	9/1973	Russ, Sr.	305/179
D242,612	S	*	12/1976	Perreault	D12/7
D243,517	S	*	3/1977	Belanger	D12/7
D260,899	S	*	9/1981	Joseph et al.	D15/28
D283,206	S	*	4/1986	Talbot	D12/7
D298,018	S	*	10/1988	Cartwright	D12/3
D302,017	S	*	7/1989	Grawey et al.	D15/28
D376,996	S	*	12/1996	Soucy et al.	D12/7

D380,419	S	*	7/1997	Thompson et al.	D12/7
D386,721	S	*	11/1997	Bedard	D12/7
D389,428	S	*	1/1998	Dandurand	D12/7
D389,429	S	*	1/1998	Dandurand	D12/7
D389,430	S	*	1/1998	Dandurand	D12/7
D389,431	S	*	1/1998	Dandurand	D12/7
D389,432	S	*	1/1998	Dandurand	D12/7
D389,433	S	*	1/1998	Dandurand	D12/7
D389,434	S	*	1/1998	Dandurand	D12/7
D389,435	S	*	1/1998	Dandurand	D12/7
5,713,645	A	*	2/1998	Thompson et al.	305/168

(Continued)

Primary Examiner — Mark Goodwin

(74) *Attorney, Agent, or Firm* — Fish & Richardson P.C.

(57) **CLAIM**

We claim the ornamental design for an endless track of an off-road vehicle, as shown and described.

DESCRIPTION

FIG. 1 is a perspective view of an endless track of an off-road vehicle according to the present design, it is understood that the tread pattern is repeated over the length of the track shown by the broken lines in FIG. 7;

FIG. 2 is a top view of the endless track of an off-road vehicle of FIG. 1;

FIG. 3 is a front elevational view of the endless track of an off-road vehicle of FIG. 1;

FIG. 4 is a right side elevational view of the endless track of an off-road vehicle of FIG. 1;

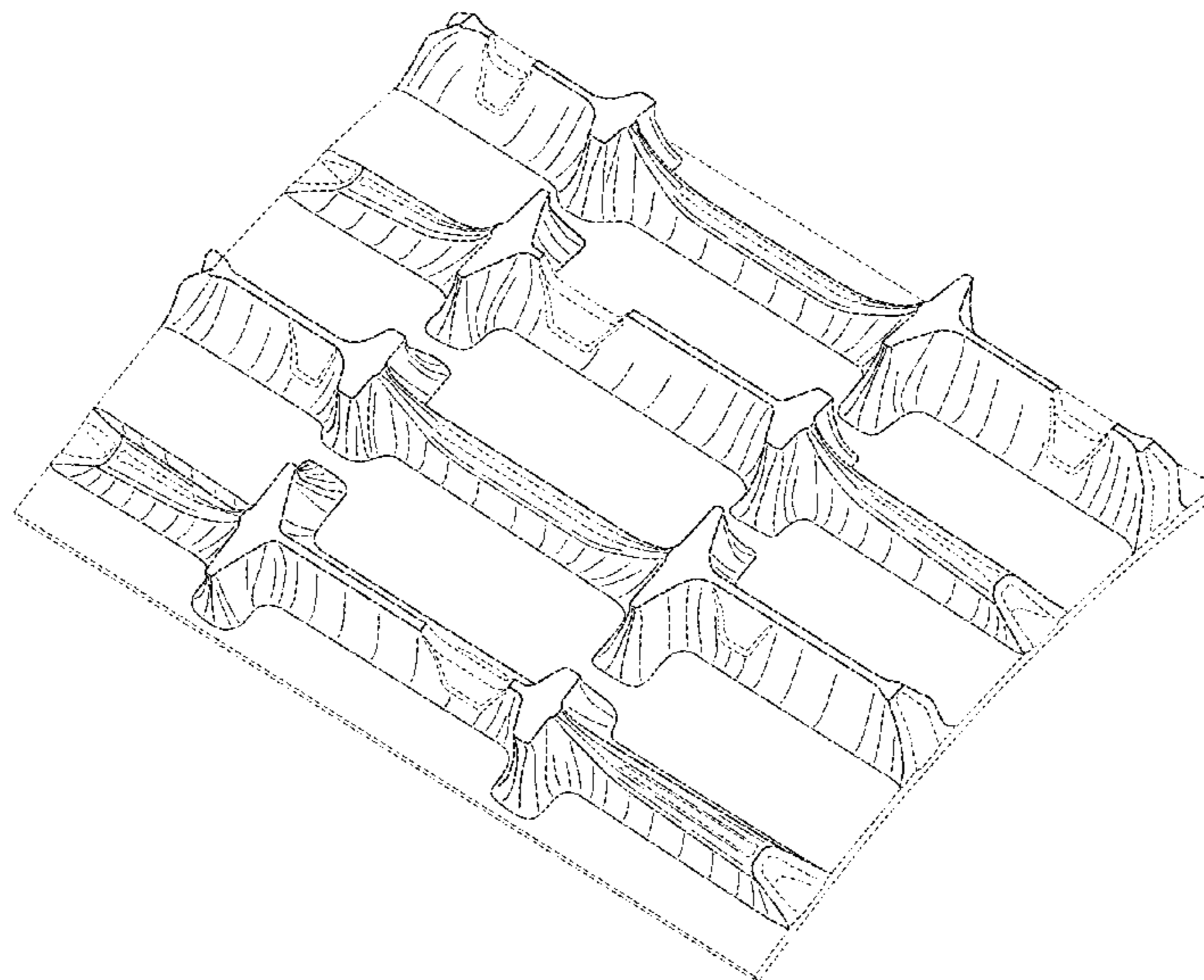
FIG. 5 is a rear elevational view of the endless track of an off-road vehicle of FIG. 1;

FIG. 6 is a left side elevational view of the endless track of an off-road vehicle of FIG. 1; and,

FIG. 7 is a perspective view of the endless track of an off-road vehicle shown with the endless nature of the track shown by the broken lines.

The broken lines form no part of the design and are for illustrative purposes only.

1 Claim, 5 Drawing Sheets



US D681,071 S

Page 2

U.S. PATENT DOCUMENTS

5,730,510	A *	3/1998	Courtemanche	305/168				
D393,607	S *	4/1998	Dandurand	D12/7				
D394,615	S *	5/1998	Dandurand	D12/7				
D408,326	S *	4/1999	Dandurand	D12/7				
6,109,705	A *	8/2000	Courtemanche	305/178				
D431,015	S *	9/2000	Lussier	D12/7				
D436,892	S *	1/2001	Soucy et al.	D12/7				
6,575,540	B2 *	6/2003	Soucy et al.	305/166				
6,626,258	B1 *	9/2003	Forbes	180/184				
D511,481	S *	11/2005	Sampson	D12/7				
D565,605	S *	4/2008	Tateishi	D15/28				
D567,823	S *	4/2008	Hagio	D15/28				
D588,169	S *	3/2009	Hagio	D15/28				
D619,930	S *	7/2010	Faucher et al.	D12/7				
D636,793	S *	4/2011	Vladimirovich	D15/28				
D637,626	S *	5/2011	Vladimirovich	D15/28				
D639,313	S *	6/2011	Vladimirovich	D15/28				

* cited by examiner

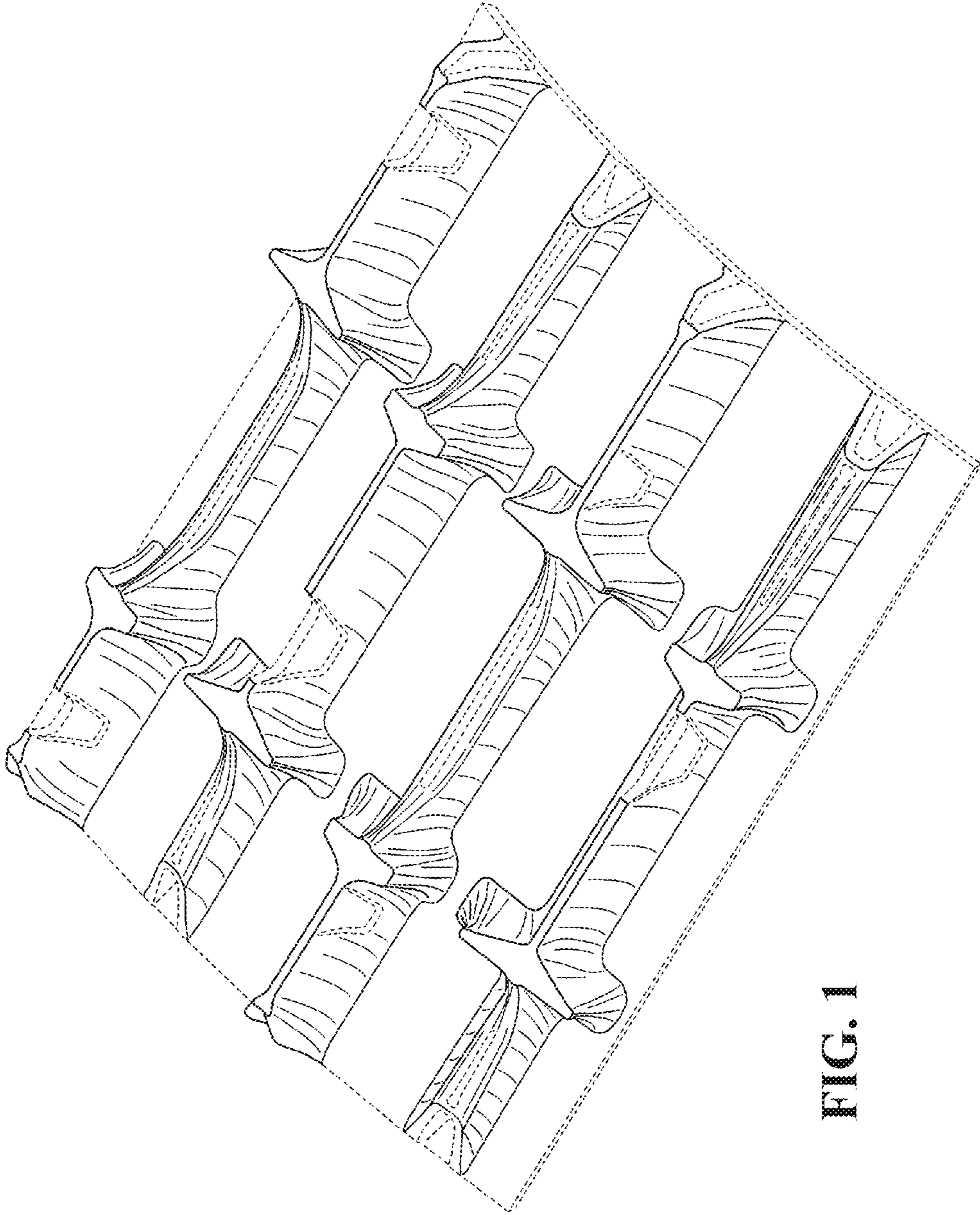


FIG. 1

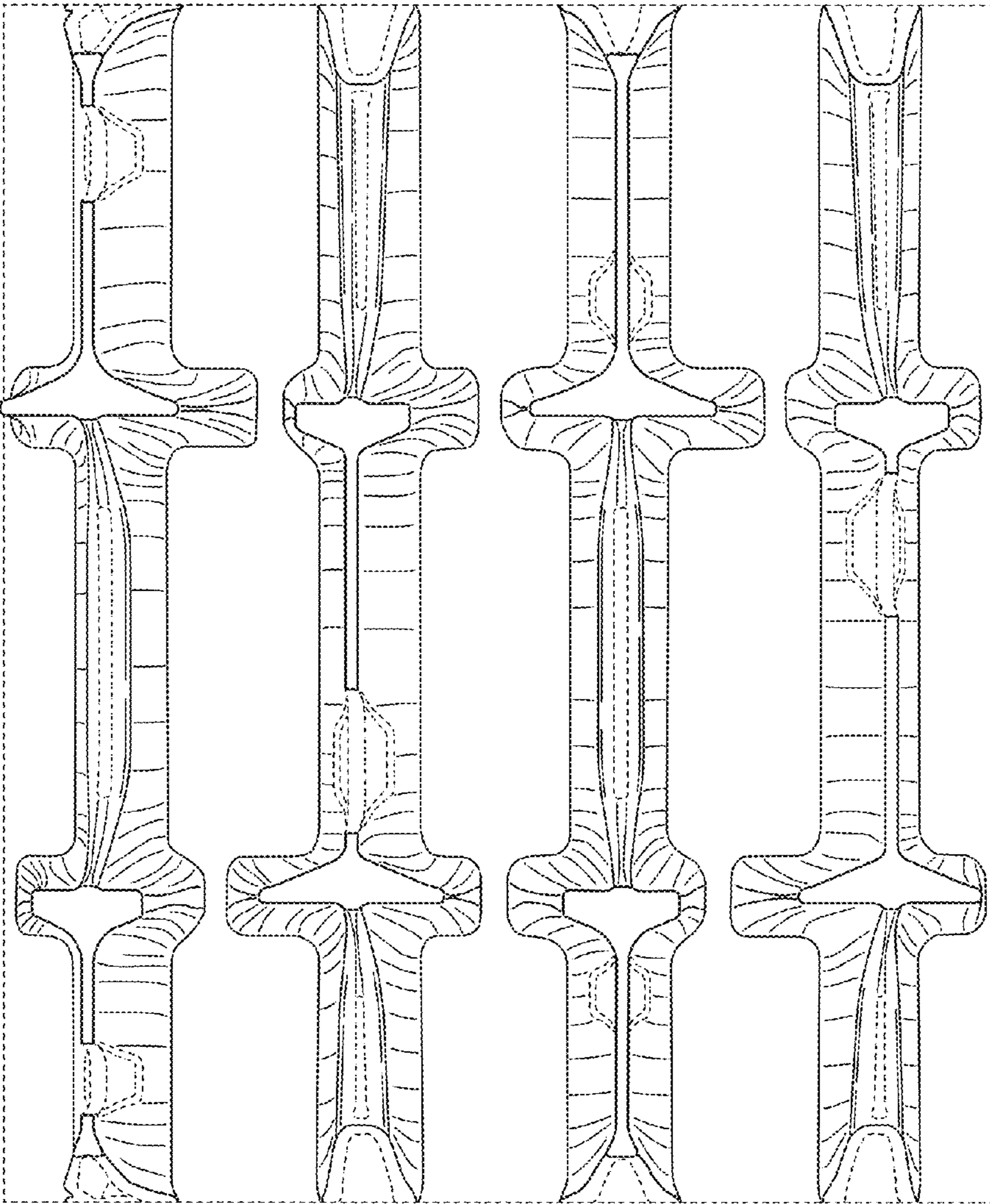


FIG. 2

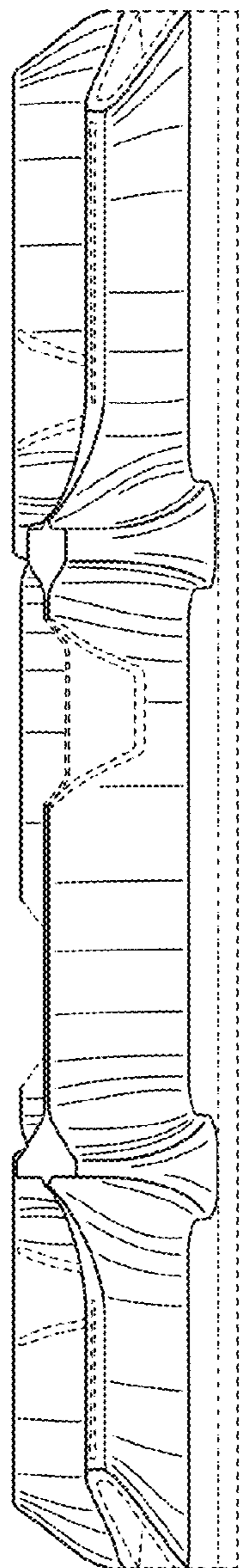


FIG. 3

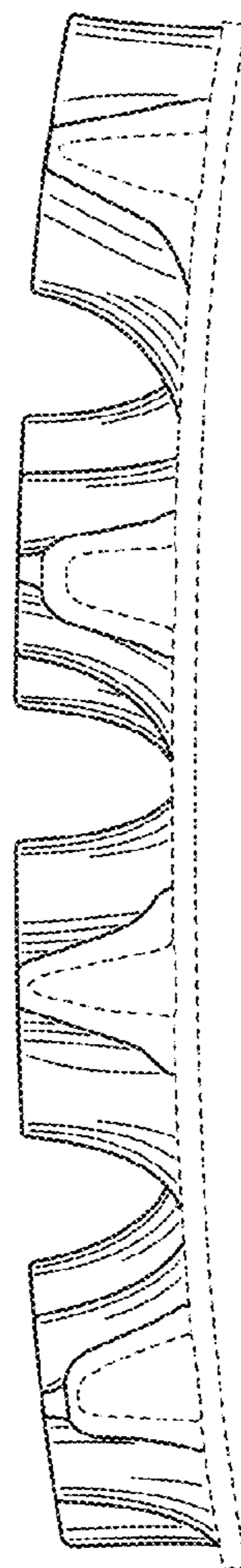


FIG. 4

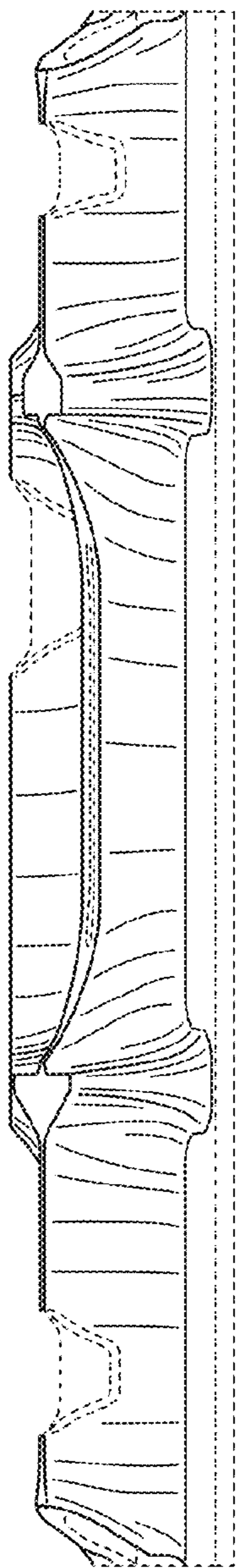


FIG. 5

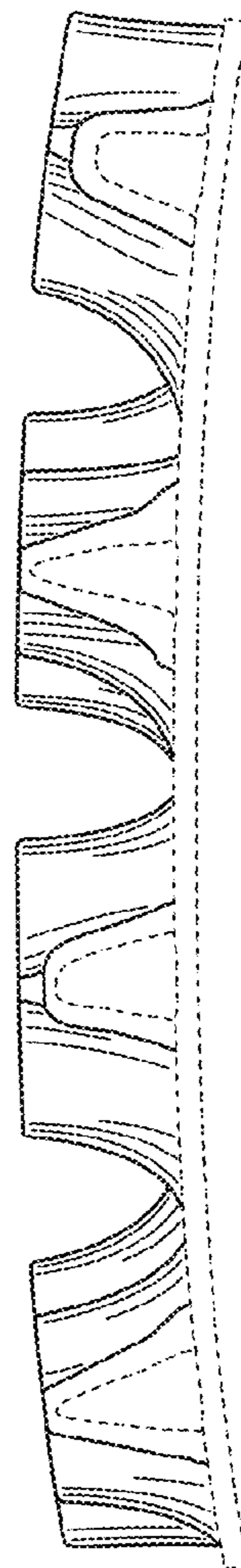


FIG. 6

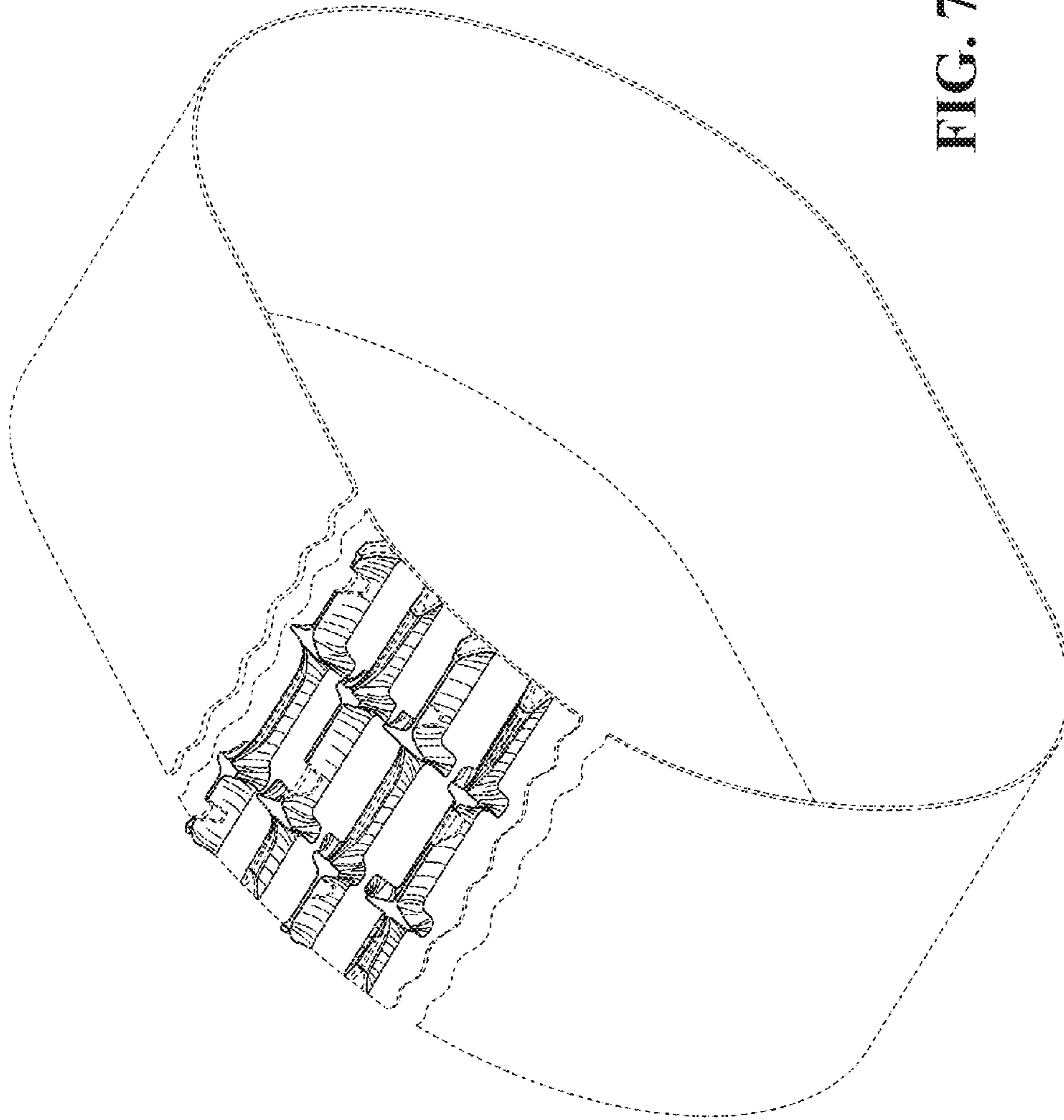


FIG. 7