



US00D681055S

(12) **United States Design Patent**
Koh et al.

(10) **Patent No.:** **US D681,055 S**
(45) **Date of Patent:** **** Apr. 30, 2013**

(54) **PORTABLE MULTIMEDIA TERMINAL**

(75) Inventors: **Min-Ah Koh**, Seoul (KR); **Min-Hyouk Lee**, Seoul (KR)

(73) Assignee: **Samsung Electronics Co., Ltd.**, Suwon-Si (KR)

(**) Term: **14 Years**

(21) Appl. No.: **29/408,437**

(22) Filed: **Dec. 13, 2011**

(30) **Foreign Application Priority Data**

Sep. 8, 2011 (KR) 30-2011-0037740

(51) **LOC (9) Cl.** **14-03**

(52) **U.S. Cl.**
USPC **D14/496**

(58) **Field of Classification Search** D14/496,
D14/401, 435, 474, 483, 217, 137, 138, 160,
D14/168, 356; 345/156, 169, 173-179, 905;
715/727-729, 864; 710/1, 5, 8; 713/1, 600;
455/11, 1.7, 73, 344-348, 93, 95, 3.01-3.06,
455/550.1, 573.1; 370/342-344; 369/1,
369/2, 6, 12; 463/43-47; 273/148 B

See application file for complete search history.

(56) **References Cited**

U.S. PATENT DOCUMENTS

6,353,529 B1 * 3/2002 Cies 361/679.05
6,684,089 B1 * 1/2004 Lee 455/575.3
D491,902 S * 6/2004 Chen D14/126
6,900,981 B2 * 5/2005 Kuivas et al. 361/679.06
D526,662 S * 8/2006 Choi D14/496

7,151,911 B2 * 12/2006 Matsumoto 455/90.2
7,233,319 B2 * 6/2007 Johnson et al. 345/166
D554,149 S * 10/2007 Kim D14/496
D565,597 S * 4/2008 Kim D14/496
7,359,371 B2 * 4/2008 Emley et al. 370/352
D594,028 S * 6/2009 Fuchsberg et al. D14/496
7,898,565 B2 * 3/2011 Moengen 348/14.08

* cited by examiner

Primary Examiner — Prabhakar Deshmukh

(74) *Attorney, Agent, or Firm* — Staas & Halsey LLP

(57) **CLAIM**

The ornamental design for a portable multimedia terminal, as shown and described.

DESCRIPTION

FIG. 1 is a front perspective view of a portable multimedia terminal;

FIG. 2 is a front view of the portable multimedia terminal of FIG. 1;

FIG. 3 is a rear view of the portable multimedia terminal of FIG. 1;

FIG. 4 is a left-side view of the portable multimedia terminal of FIG. 1;

FIG. 5 is a right-side view of the portable multimedia terminal of FIG. 1;

FIG. 6 is a top plan view of the portable multimedia terminal of FIG. 1;

FIG. 7 is a bottom plan view of the portable multimedia terminal of FIG. 1; and,

FIG. 8 is an open perspective view of the portable multimedia terminal of FIG. 1.

The broken line showing of FIGS. 1-8 are for the purpose of illustrating the present invention and forms no part of the claimed design.

1 Claim, 8 Drawing Sheets

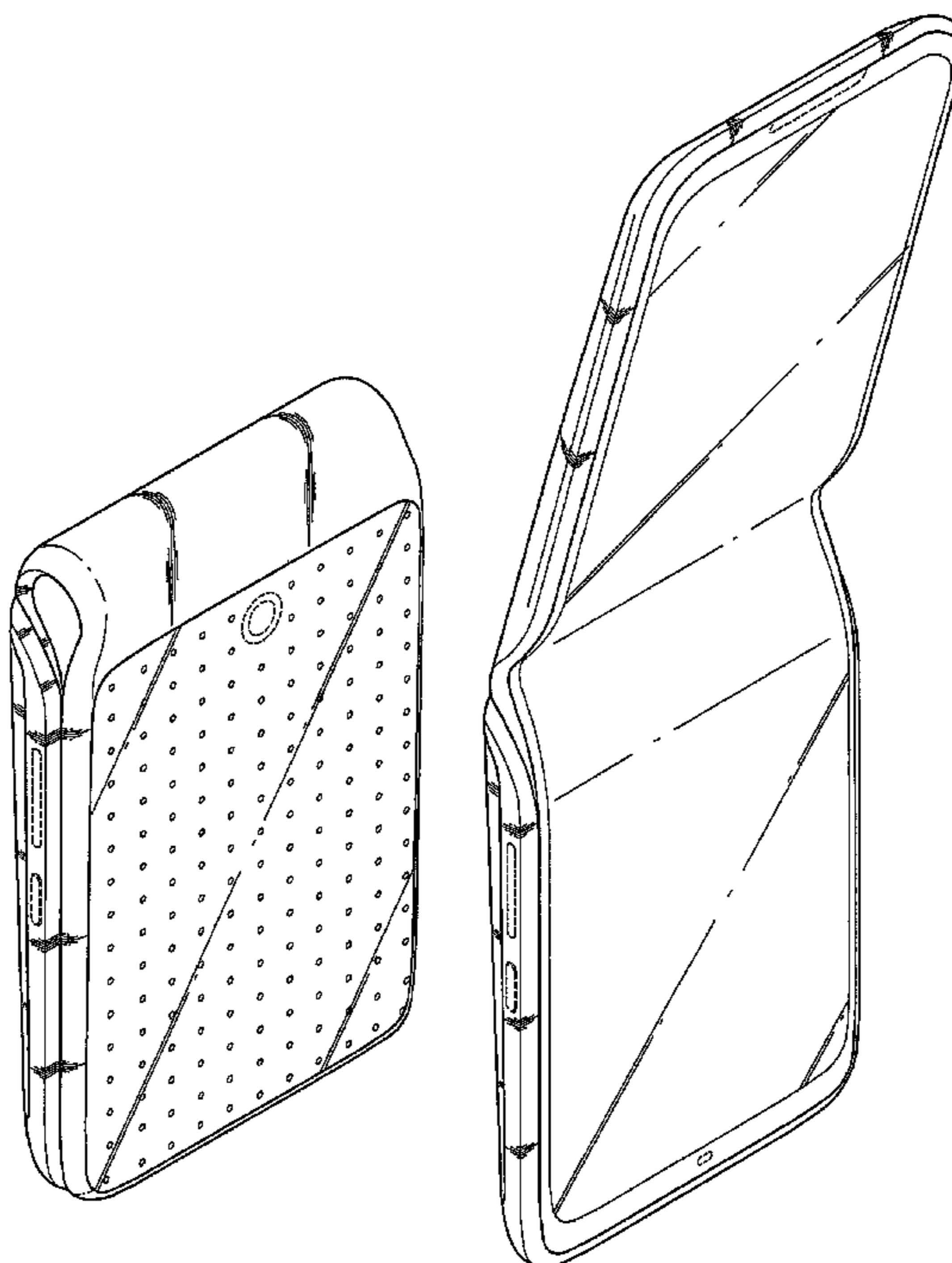


FIG. 1

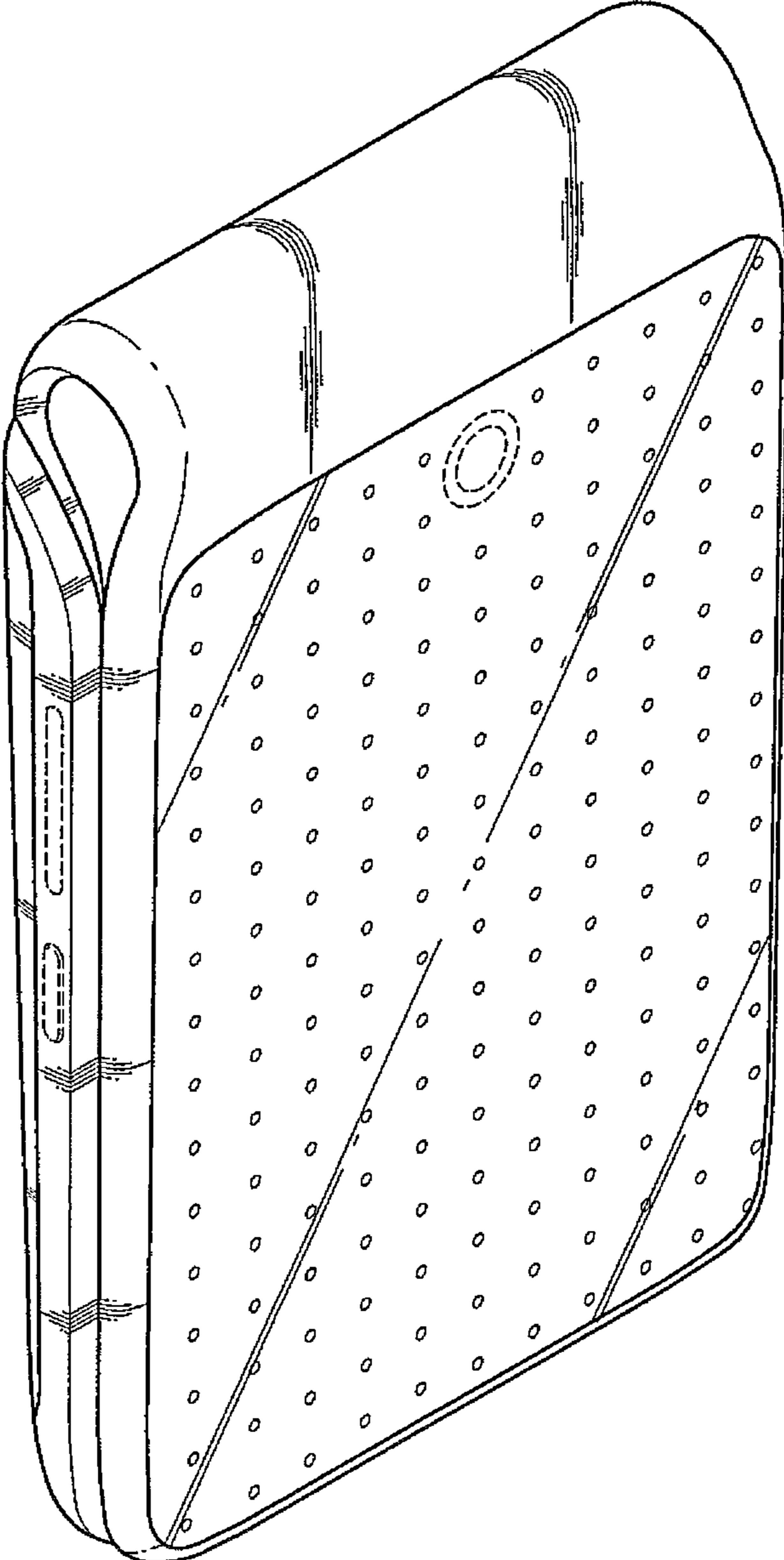


FIG. 2

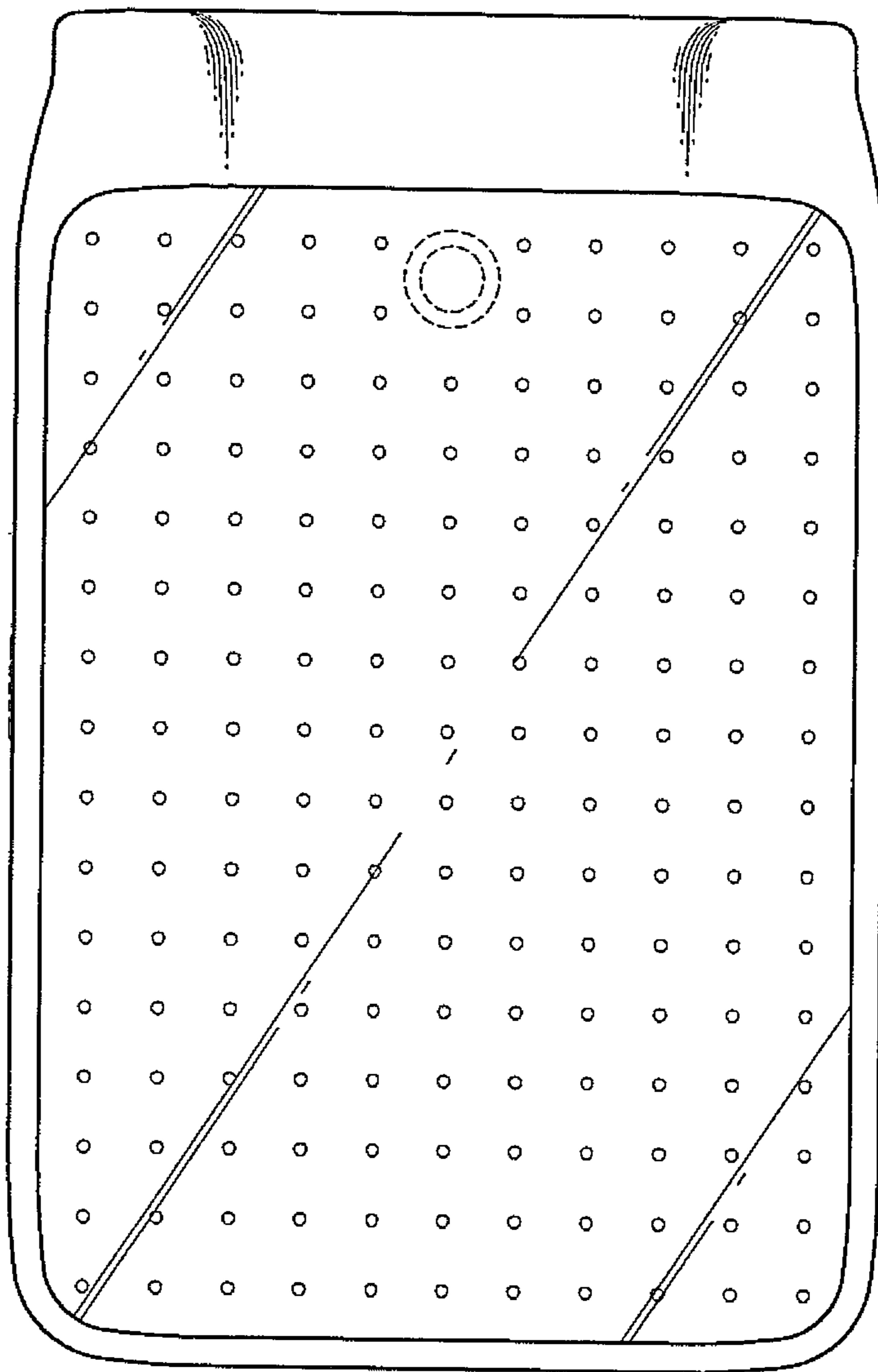


FIG. 3

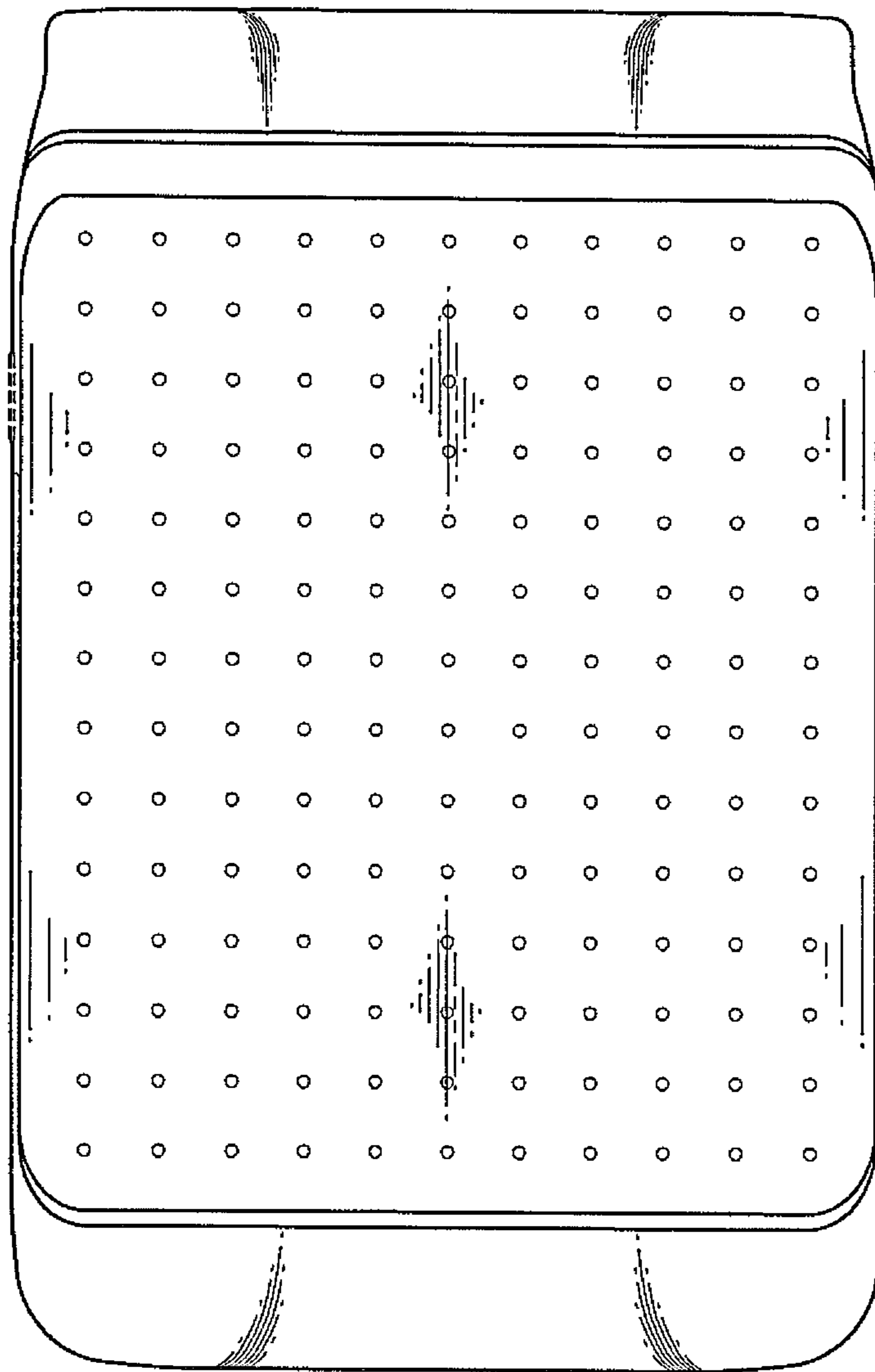


FIG. 4

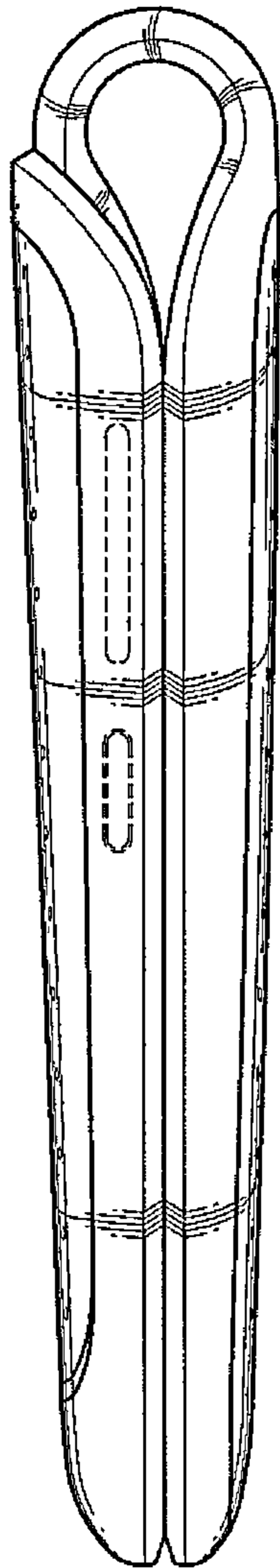


FIG. 5

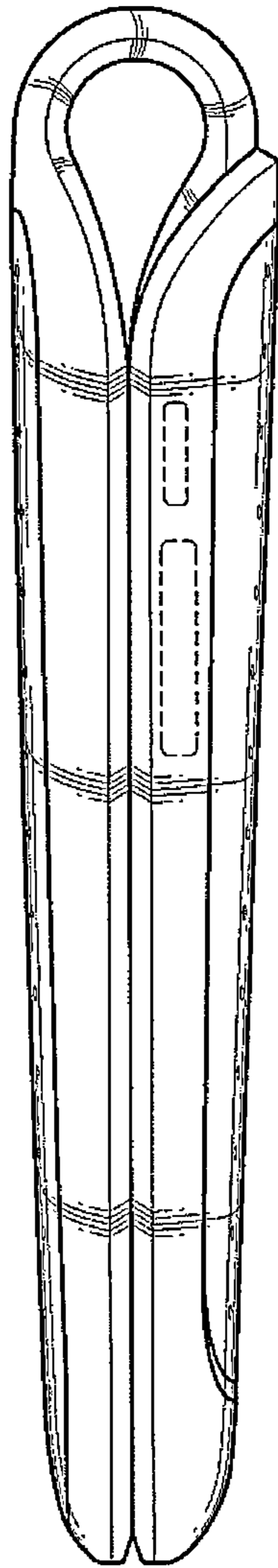


FIG. 6

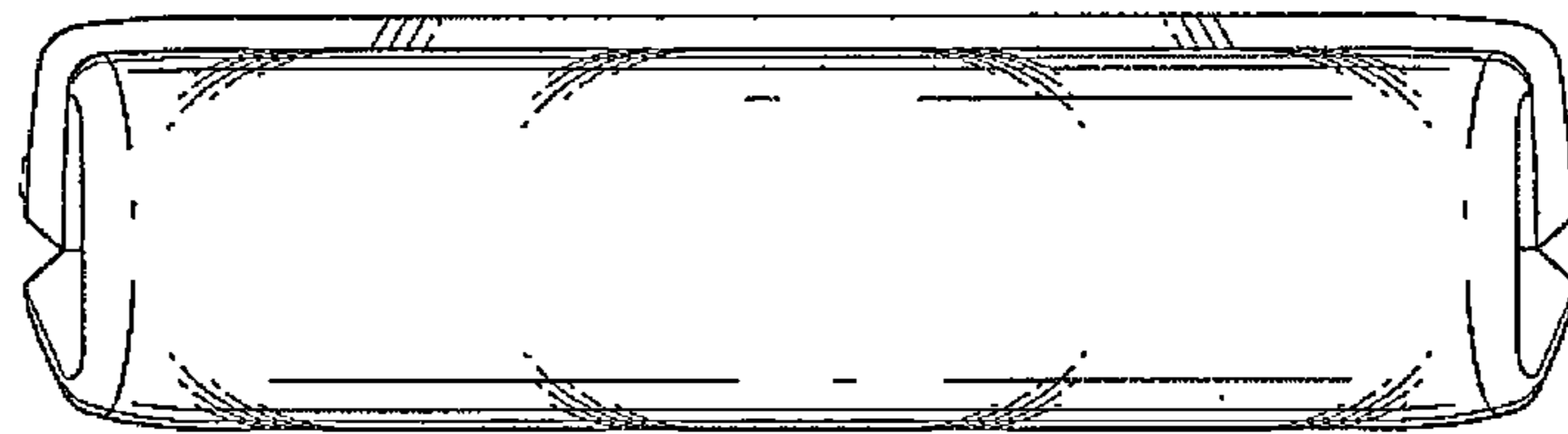


FIG. 7

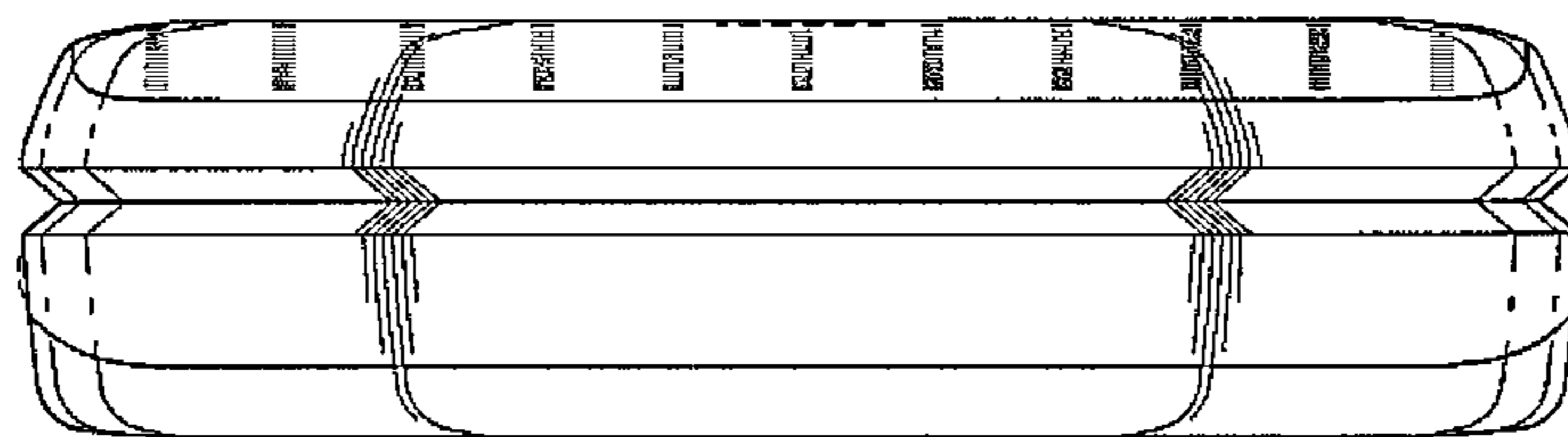


FIG. 8

