



US00D681036S

(12) **United States Design Patent**
Taunay da Graça Couto

(10) **Patent No.:** **US D681,036 S**
(45) **Date of Patent:** **** Apr. 30, 2013**

(54) **CARD READER TERMINAL**

(71) Applicant: **Redecard S/A**, Tamboré (BR)

(72) Inventor: **Ana Luiza Taunay da Graça Couto**,
Jardim Botânico (BR)

(73) Assignee: **Redecard S/A**, Tambore-Barueri, SP
(BR)

(**) Term: **14 Years**

(21) Appl. No.: **29/438,347**

(22) Filed: **Nov. 29, 2012**

(30) **Foreign Application Priority Data**

Jun. 27, 2012 (BR) 3020120032067

(51) **LOC (9) Cl.** **14-02**

(52) **U.S. Cl.**
USPC **D14/385**

(58) **Field of Classification Search** D14/356–358,
D14/383–385, 420, 426, 427, 432–439, 447,
D14/453, 454, 217, 253, 299; D13/107,
D13/108, 133, 146, 147, 152, 154, 156, 158,
D13/162, 162.1, 168, 173, 177, 102; 235/441,
235/451, 492, 380, 439, 375; 361/679.31,
361/600, 679.01, 679.02

See application file for complete search history.

(56) **References Cited**

U.S. PATENT DOCUMENTS

D436,585	S	*	1/2001	Nuk et al.	D14/155
D437,314	S	*	2/2001	DeLeon	D14/242
D458,923	S	*	6/2002	Freitag et al.	D14/314
D462,676	S	*	9/2002	Sodling	D14/240
D469,770	S	*	2/2003	Carpenter et al.	D14/433
6,522,552	B1	*	2/2003	Lee	361/752
D473,221	S	*	4/2003	Gargani et al.	D14/240
D515,574	S	*	2/2006	Colburn	D14/383
D560,219	S	*	1/2008	Yamakawa et al.	D14/385
D566,115	S	*	4/2008	Swanson et al.	D14/358
D586,813	S	*	2/2009	Colburn	D14/385
D594,865	S	*	6/2009	Fahrendorff	D14/385
D624,915	S	*	10/2010	Ferreira Sanchez	D14/385
D637,189	S	*	5/2011	Hemming et al.	D14/385
D659,138	S	*	5/2012	Hsu et al.	D14/385

* cited by examiner

Primary Examiner — Austin Murphy

(74) *Attorney, Agent, or Firm* — Kilpatrick Townsend & Stockton LLP



(57) **CLAIM**

The ornamental design for the card reader terminal, as shown and described.

DESCRIPTION

FIG. 1 is a front perspective view of the card reader terminal; FIG. 2 is another perspective view from the front; FIG. 3 is a side perspective view; FIG. 4 is a bottom view; FIG. 5 is a top view; FIG. 6 is a view from one side; FIG. 7 is a front view; and, FIG. 8 is a rear view.

1 Claim, 6 Drawing Sheets






FIG.1




FIG.2

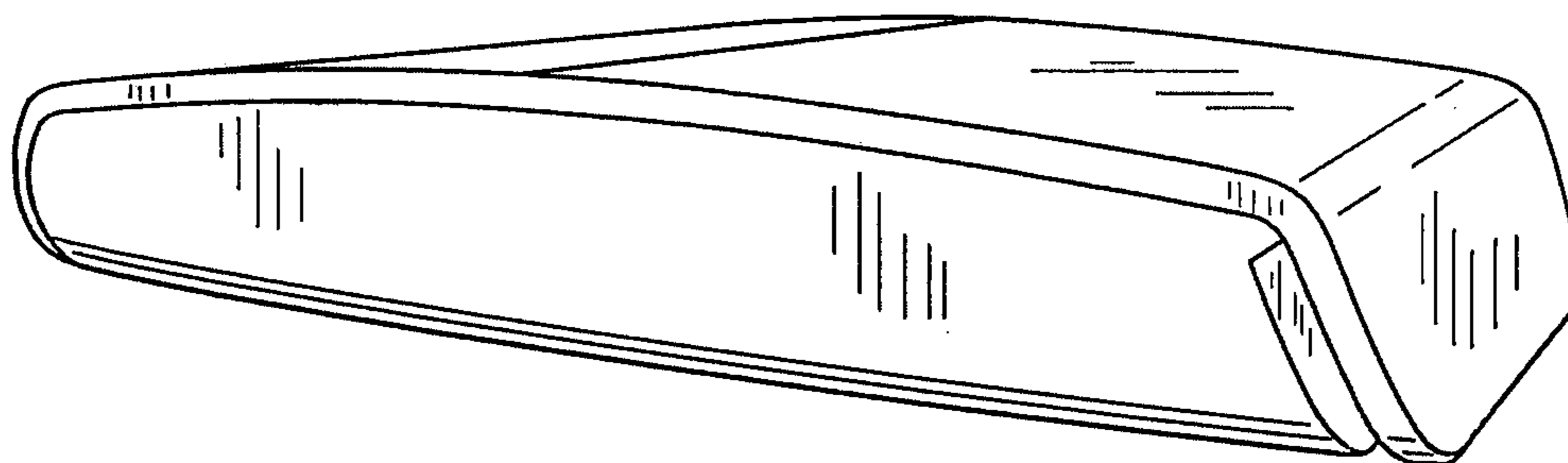


FIG.3




FIG.4

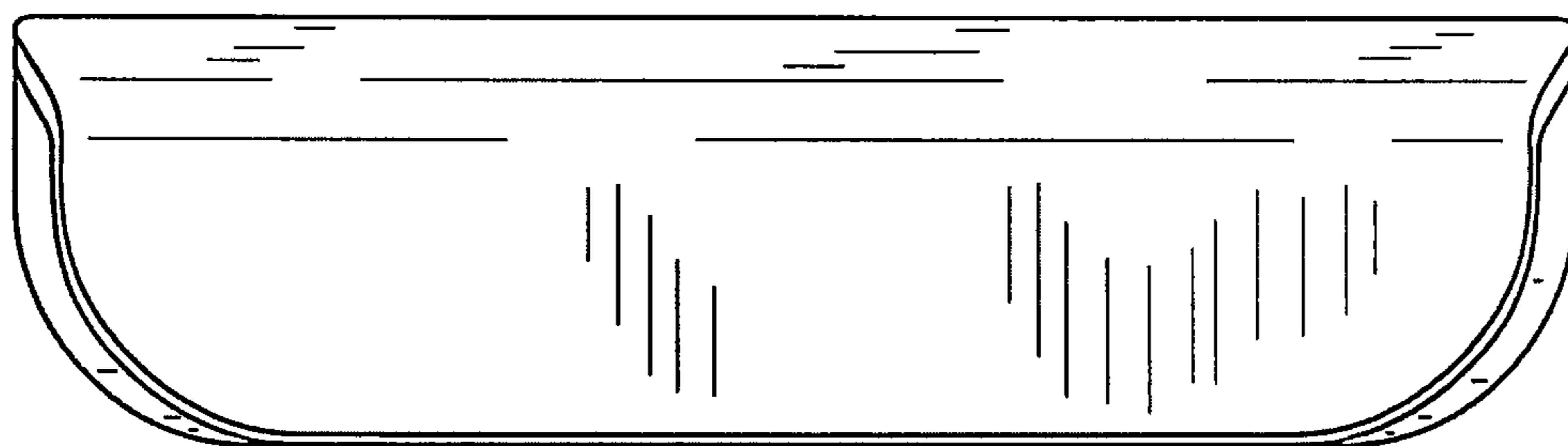


FIG. 5



FIG. 6

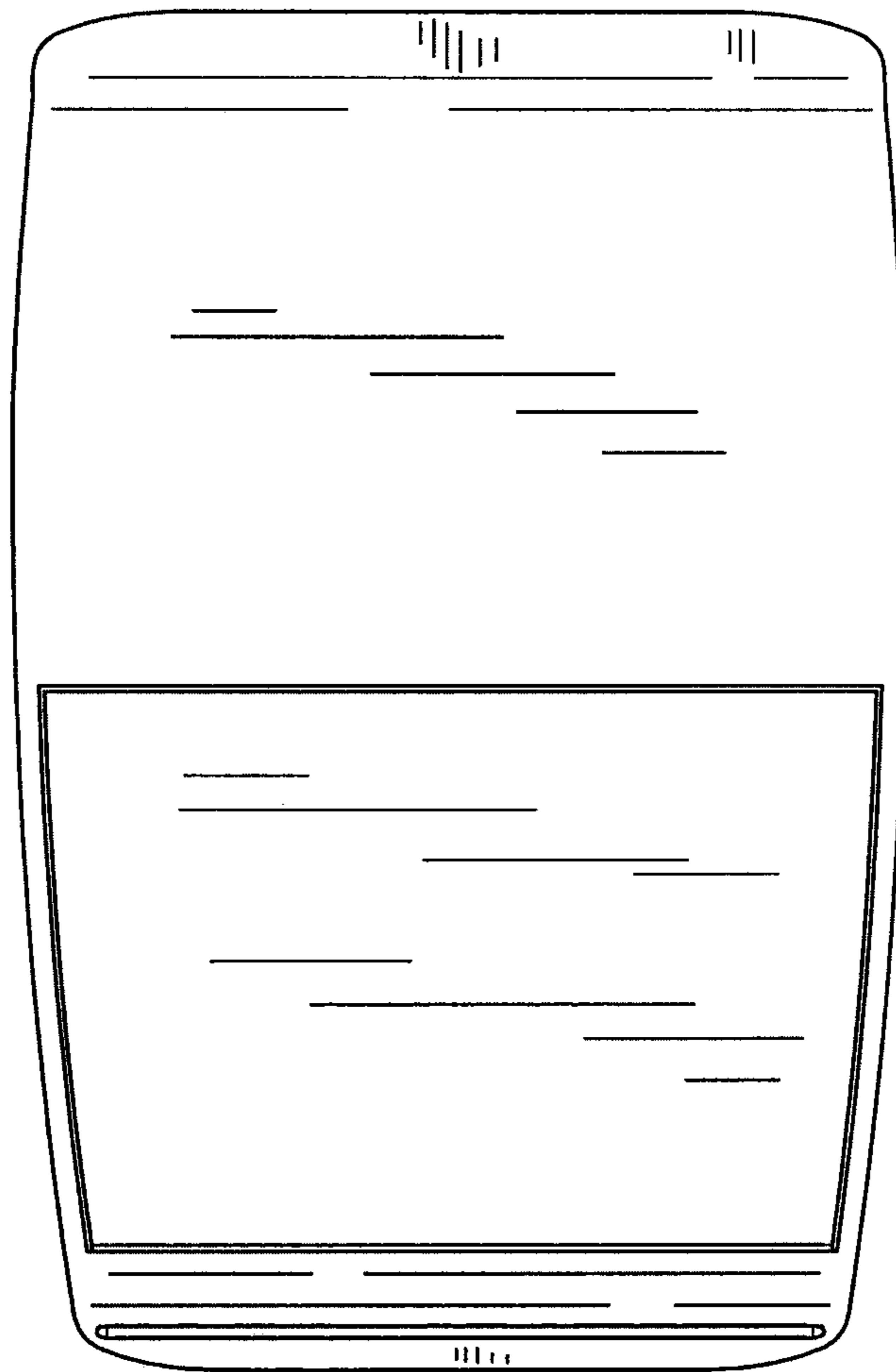


FIG.7




FIG. 8