



US00D681035S

(12) **United States Design Patent**
Wang

(10) **Patent No.:** **US D681,035 S**
(45) **Date of Patent:** **** Apr. 30, 2013**

(54) **DISK DRIVE TRAY**

(76) Inventor: **Kuo-Hsin Wang**, City of Industry, CA
(US)

(**) Term: **14 Years**

(21) Appl. No.: **29/419,206**

(22) Filed: **Apr. 26, 2012**

(51) **LOC (9) Cl.** **14-02**

(52) **U.S. Cl.**
USPC **D14/366**

(58) **Field of Classification Search** D14/300–302,
D14/308, 349–356, 313, 363–368; D13/162,
D13/184, 199; 312/223.1–223.3, 351.11;
360/99.01–99.12; 369/34.01–36.01; 361/679.31,
361/679.33–679.39, 679.6, 600, 679.01,
361/679.02; 720/738

See application file for complete search history.

(56) **References Cited**

U.S. PATENT DOCUMENTS

- 4,941,841 A * 7/1990 Darden et al. 361/679.39
- D350,340 S * 9/1994 Inayama et al. D14/367
- 5,898,660 A * 4/1999 Serizawa 720/738
- D455,422 S * 4/2002 Bath D14/301
- D461,807 S * 8/2002 Kuehn et al. D14/367

- D493,791 S * 8/2004 Liu D14/368
- D497,164 S * 10/2004 Wang D14/366
- D529,915 S * 10/2006 Scicluna et al. D14/439
- D573,987 S * 7/2008 Dearborn et al. D14/363
- 2004/0130861 A1 * 7/2004 Beall et al. 361/682

* cited by examiner

Primary Examiner — Freda S Nunn

(74) *Attorney, Agent, or Firm* — Alan Kamrath; Kamrath IP
Lawfirm, P.A.

(57) **CLAIM**

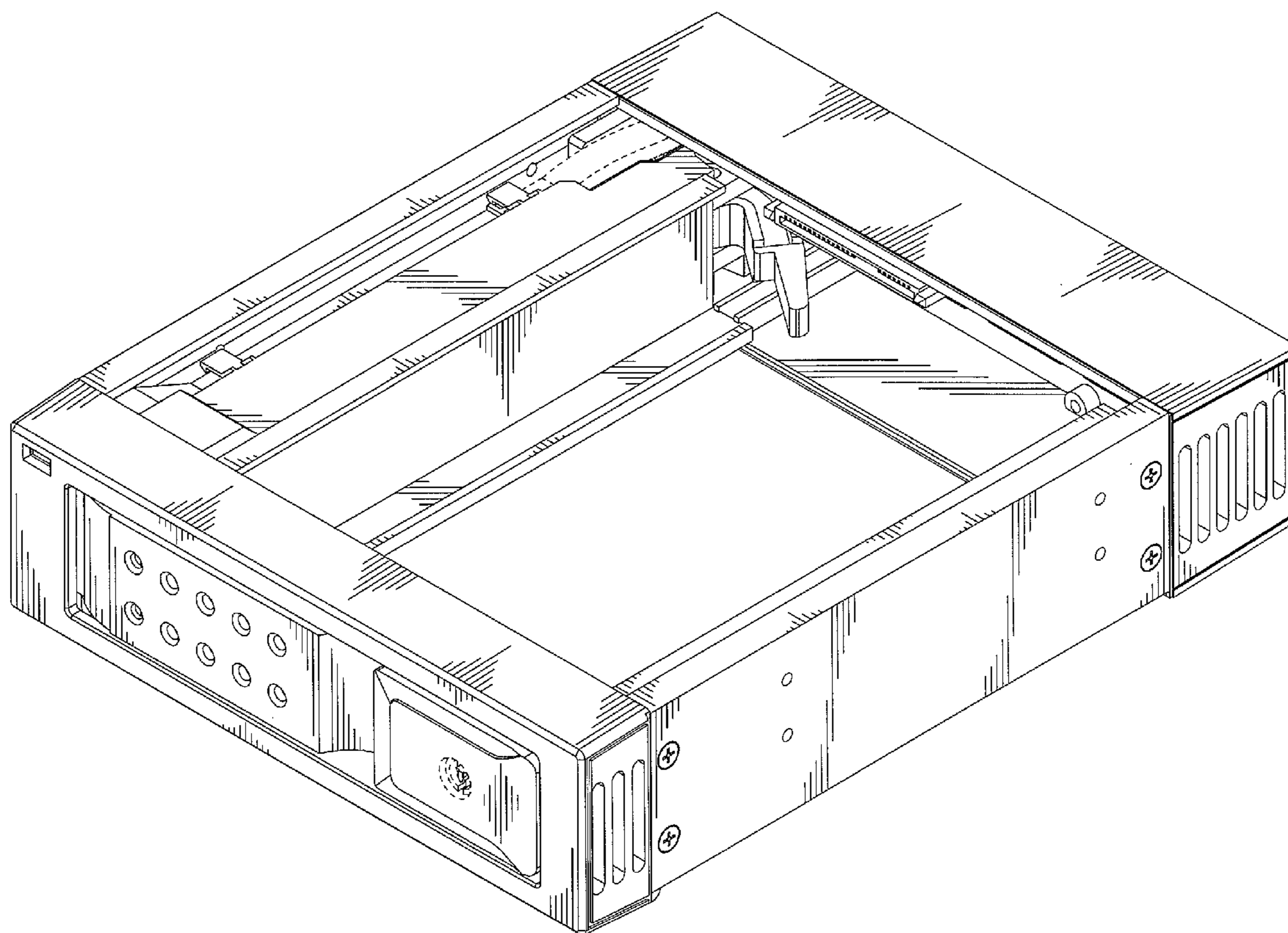
The ornamental design for disk drive tray, as shown and
described.

DESCRIPTION

FIG. 1 is a perspective view of a disk drive tray showing my
new design;
FIG. 2 is a front view thereof;
FIG. 3 is a rear view thereof;
FIG. 4 is a left view thereof;
FIG. 5 is a right view thereof;
FIG. 6 is a top view thereof; and,
FIG. 7 is a bottom view thereof.

The portions of the disk drive tray shown in broken lines form
no part of the claimed design.

1 Claim, 5 Drawing Sheets



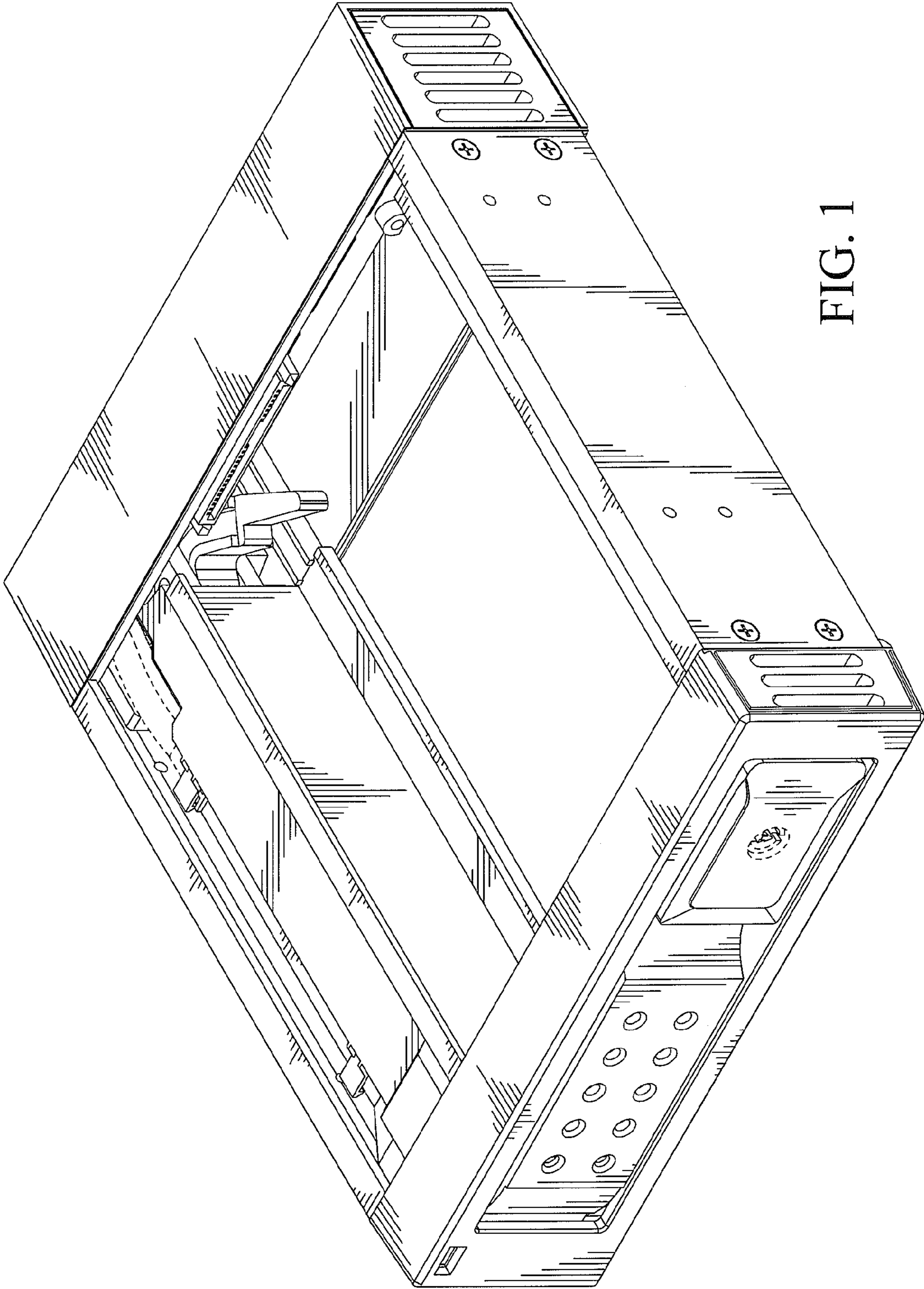


FIG. 1

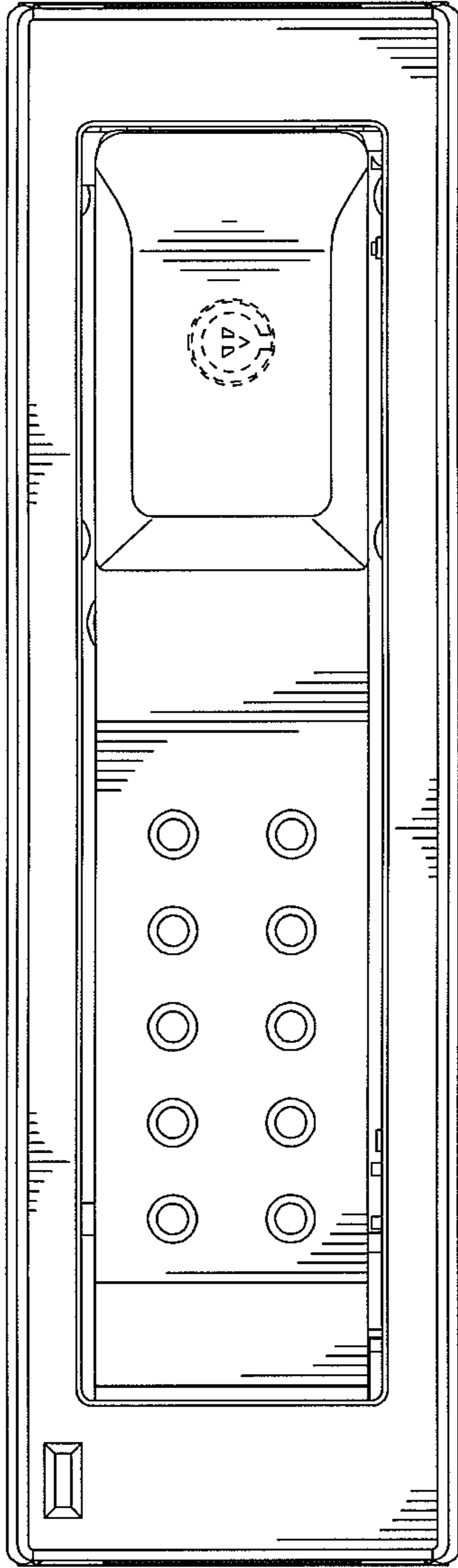


FIG. 2

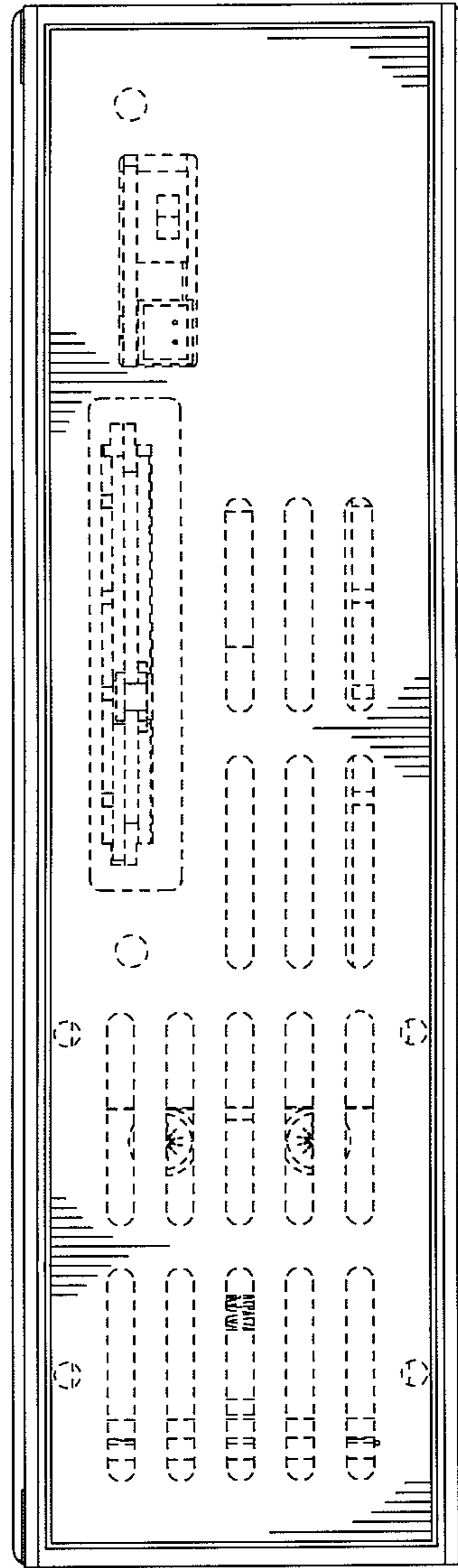


FIG. 3




FIG. 4




FIG. 5

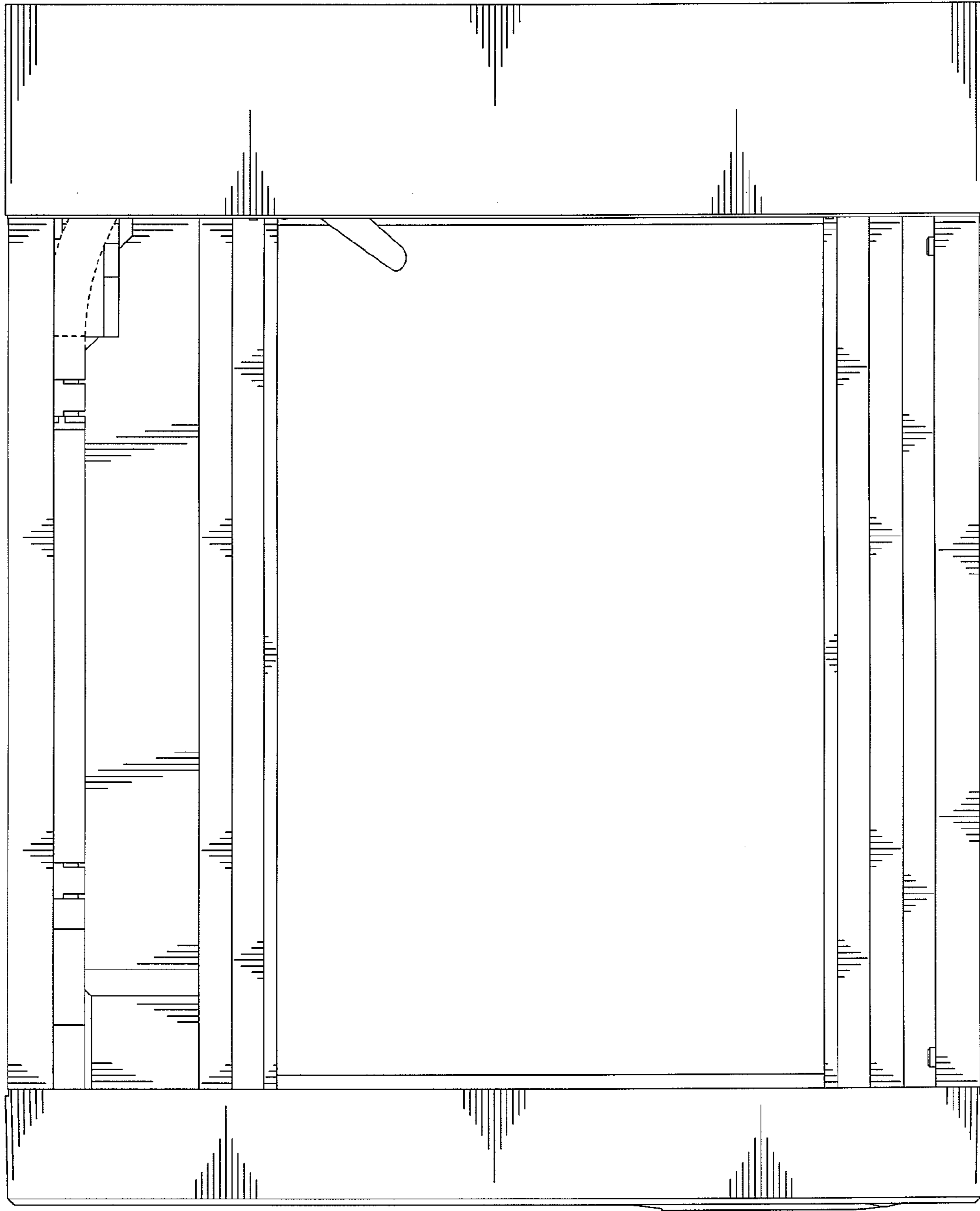


FIG. 6




FIG. 7