



US00D681027S

(12) **United States Design Patent**
Fuxen

(10) **Patent No.:** **US D681,027 S**

(45) **Date of Patent:** **** Apr. 30, 2013**

(54) **TELEPHONE HOLDER**

(75) Inventor: **David Fuxen**, Stuttgart (DE)

(73) Assignee: **Siemens Enterprise Communications GmbH & Co. KG**, Munich (DE)

(**) Term: **14 Years**

(21) Appl. No.: **29/400,176**

(22) Filed: **Aug. 24, 2011**

(30) **Foreign Application Priority Data**

Feb. 25, 2011 (DE) 402011001112

(51) **LOC (9) Cl.** **14-03**

(52) **U.S. Cl.**
USPC **D14/251**

(58) **Field of Classification Search** D14/142,
D14/251, 253, 60, 151; 379/428.01, 447,
379/454; 248/300, 309.1, 200; D8/349
See application file for complete search history.

(56) **References Cited**

U.S. PATENT DOCUMENTS

D279,185 S *	6/1985	Felix et al.	D14/251
D279,674 S *	7/1985	Harley	D14/251
D284,005 S *	5/1986	Isaacs	D14/251
4,797,916 A *	1/1989	Kojima	379/454
D323,504 S *	1/1992	Langton	D14/142
D326,649 S *	6/1992	Joffe et al.	D14/142

D343,784 S *	2/1994	Hagenbuch	D8/349
D365,105 S *	12/1995	Aubuchon et al.	D14/240
D367,065 S *	2/1996	Wu	D14/253
D370,080 S *	5/1996	Stultz	D26/140
5,624,095 A *	4/1997	Zissu	248/231.81
D407,710 S *	4/1999	Poulos	D14/251
D558,192 S *	12/2007	Daly et al.	D14/251
D560,115 S *	1/2008	Peyridieu et al.	D8/373
D595,287 S *	6/2009	Nazar	D14/251
D653,646 S *	2/2012	Hovdal	D14/142
D658,167 S *	4/2012	Buesseler et al.	D14/251
D658,627 S *	5/2012	Katori	D14/142
D663,726 S *	7/2012	Gourley	D14/251

* cited by examiner

Primary Examiner — Sheryl Lane

(74) *Attorney, Agent, or Firm* — Buchanan Ingersoll & Rooney, PC

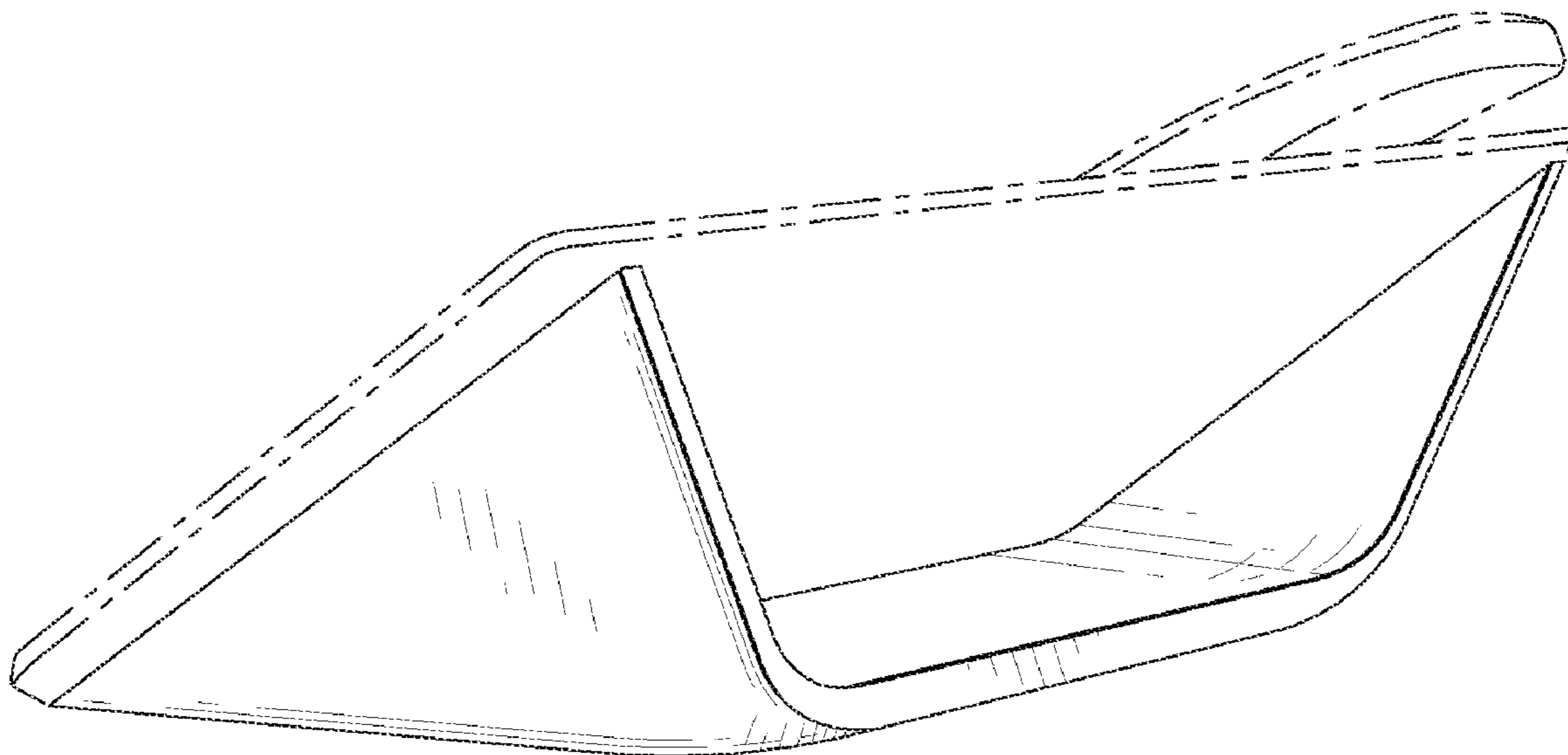
(57) **CLAIM**

The ornamental design for telephone holder, as shown and described.

DESCRIPTION

FIG. 1 is a top perspective view of my telephone holder; FIG. 2 is a top view thereof; FIG. 3 is a left side view thereof, the right side view being a mirror image thereof; FIG. 4 is a back view thereof; and, FIG. 5 is a front perspective view thereof. The telephone shown in dotted lines on the holder in FIGS. 1 through 4 forms no part of the claimed design.

1 Claim, 5 Drawing Sheets



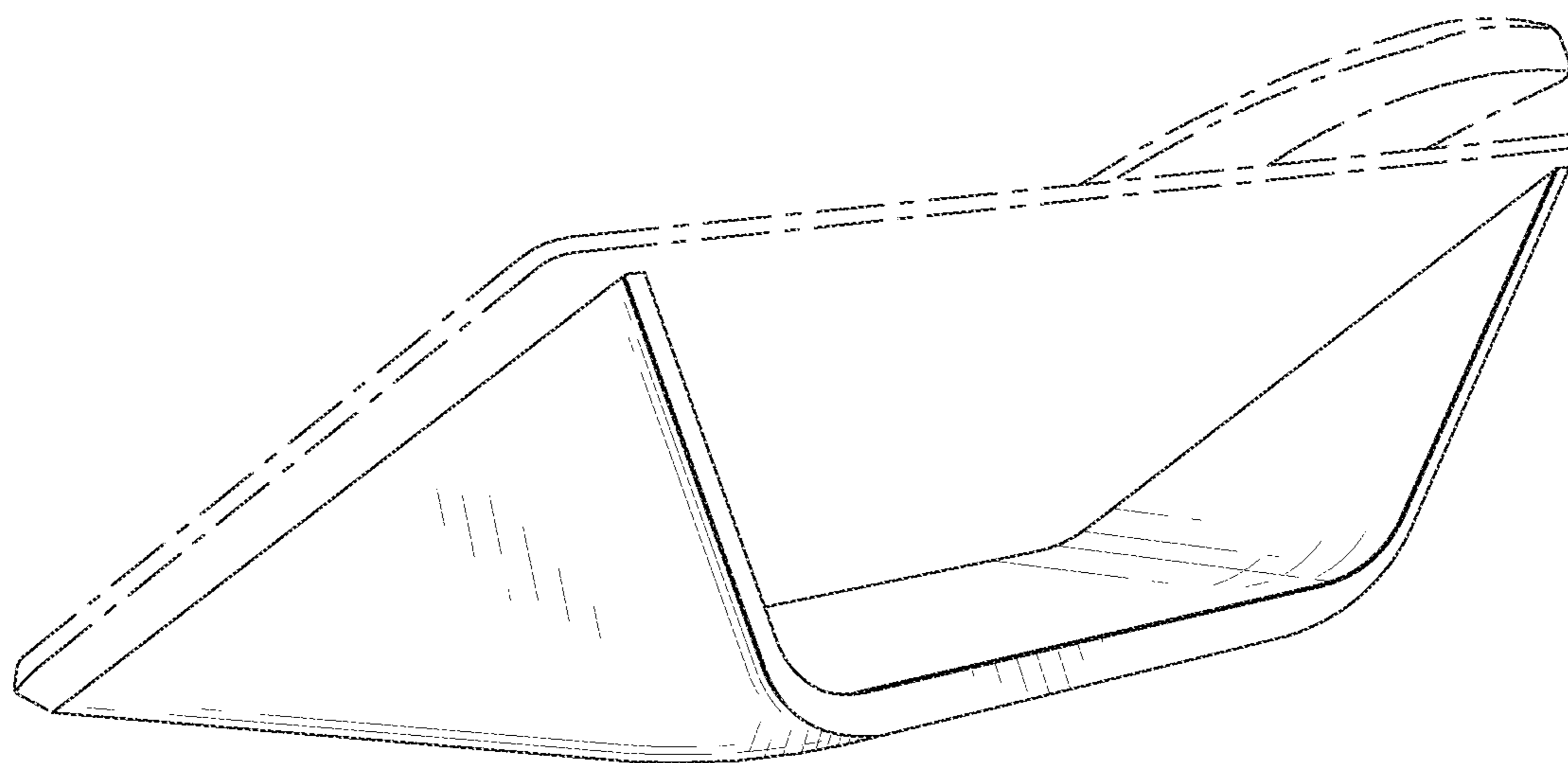


FIG. 1

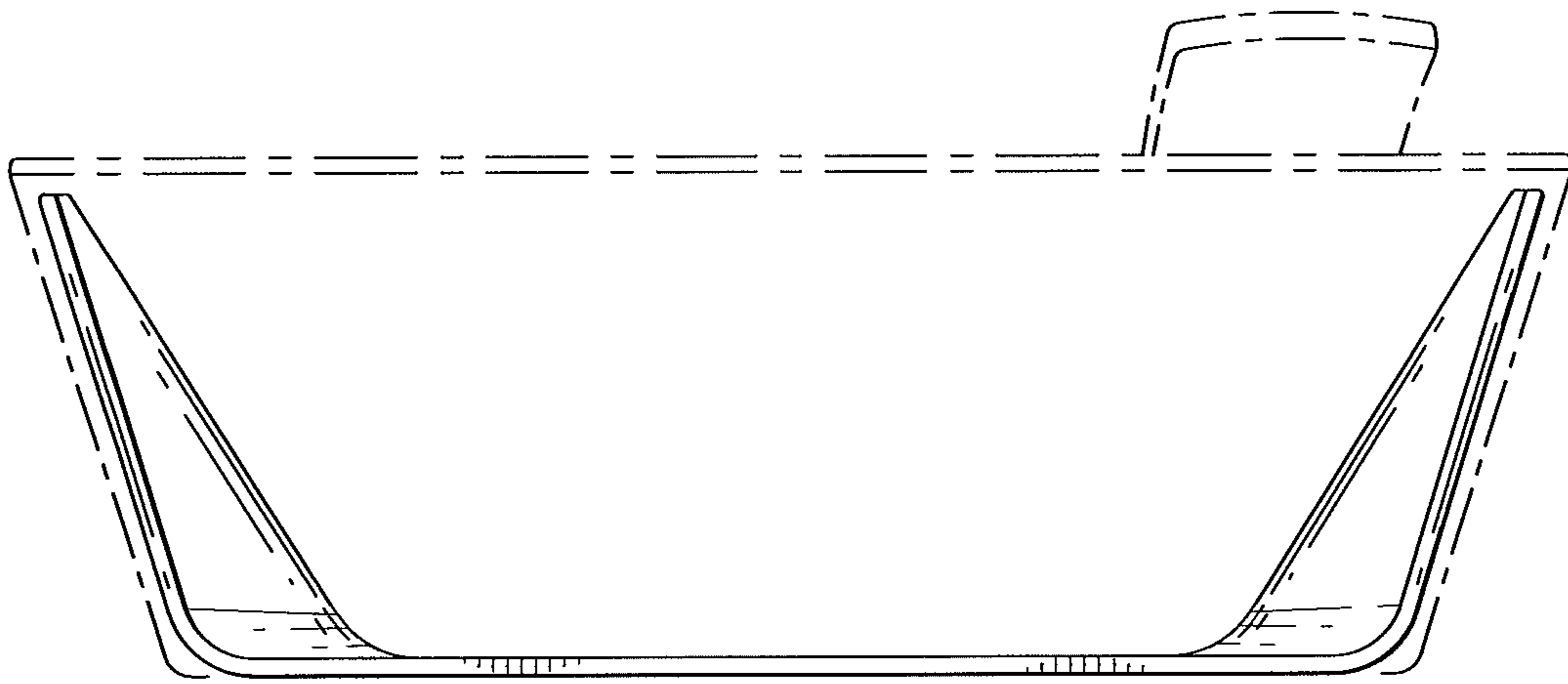


FIG. 2

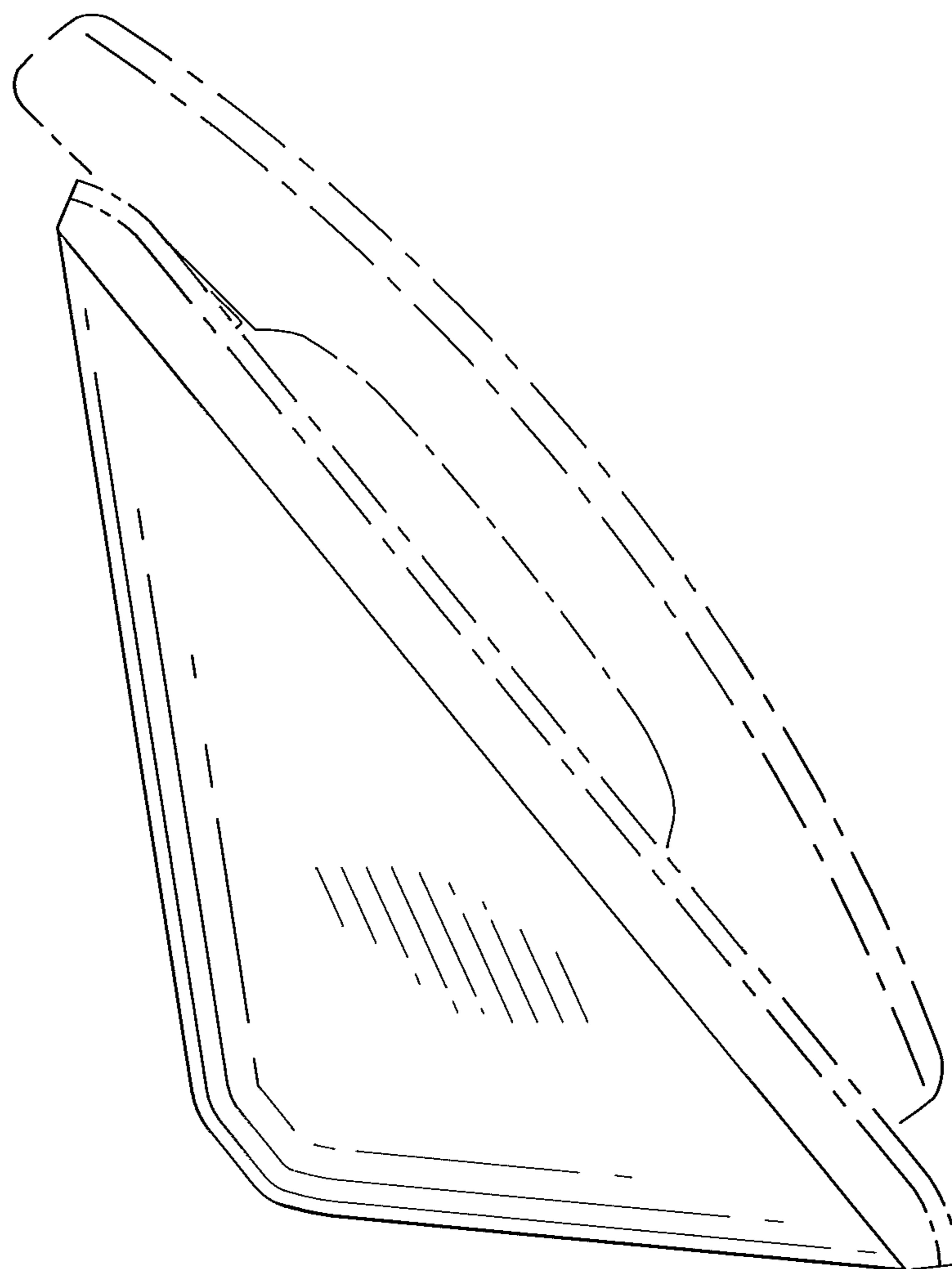


FIG. 3

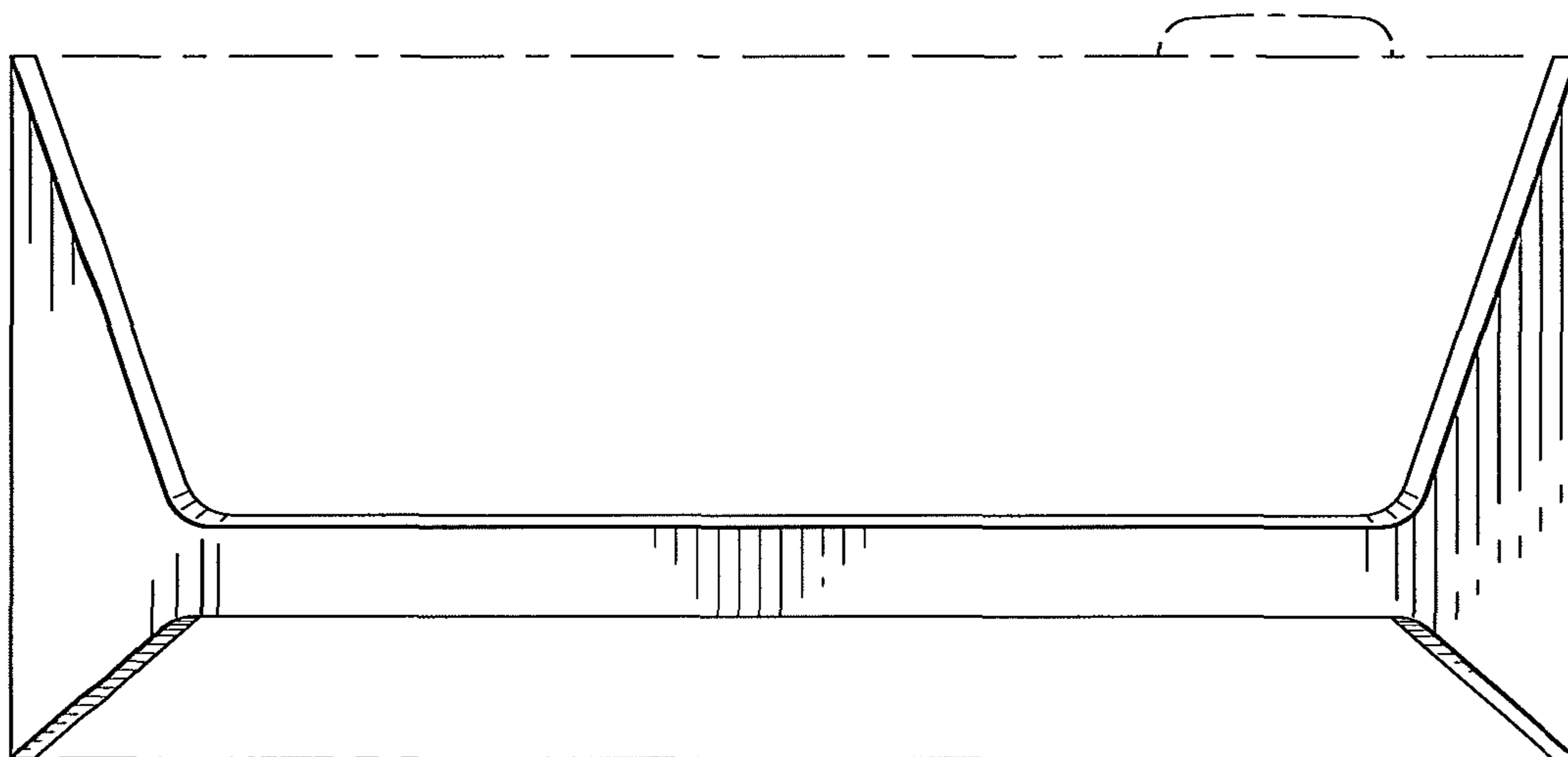


FIG. 4

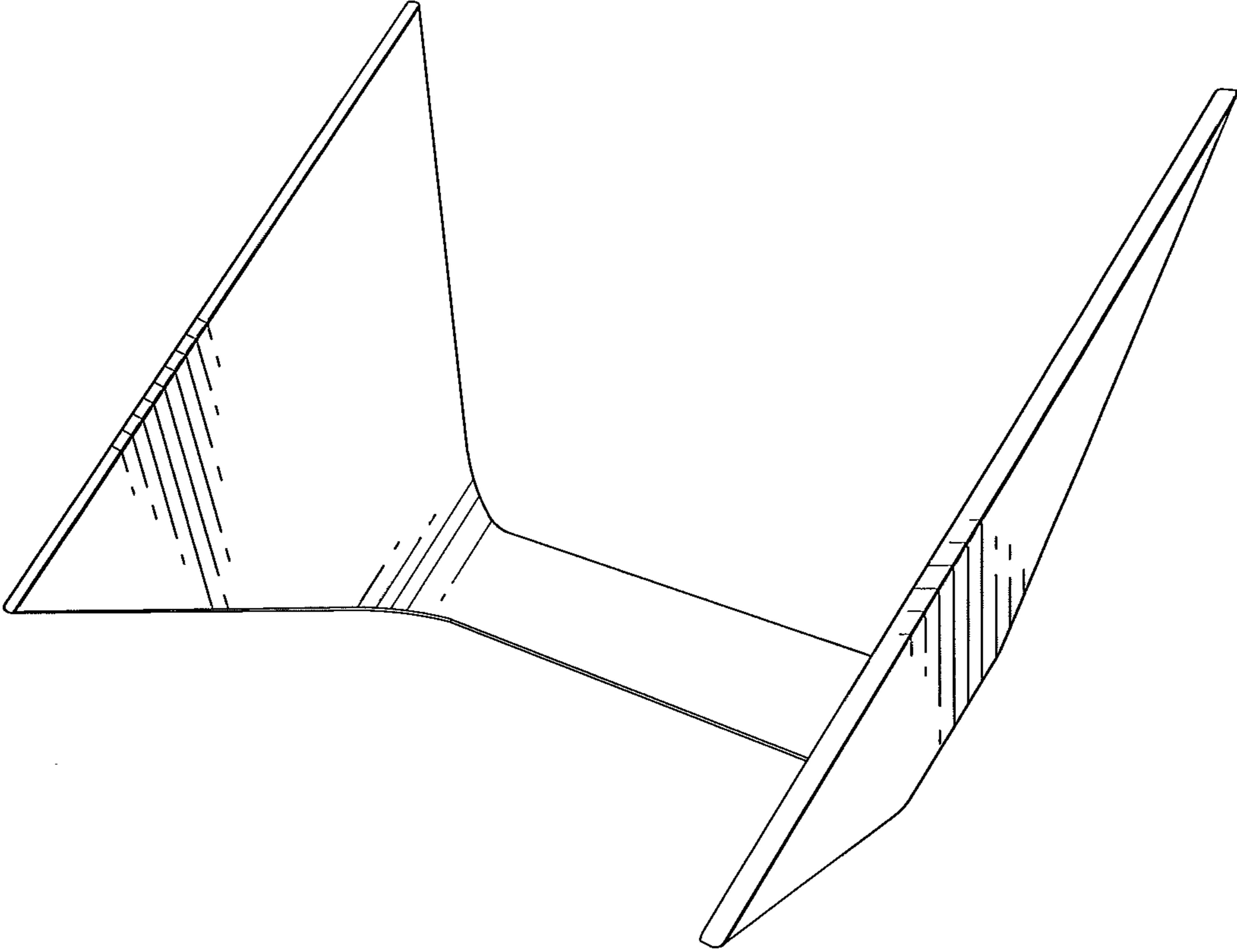


FIG. 5