



US00D681024S

(12) **United States Design Patent**  
**Chang et al.**

(10) **Patent No.:** **US D681,024 S**  
(45) **Date of Patent:** **\*\* Apr. 30, 2013**

(54) **CASE FOR ELECTRONIC DEVICE**

(75) Inventors: **Tao-Wei Chang**, Arvada, CO (US);  
**Matthew Glanzer**, Fort Collins, CO (US)

(73) Assignee: **Otter Products, LLC**, Fort Collins, CO (US)

(\*\*) Term: **14 Years**

(21) Appl. No.: **29/429,663**

(22) Filed: **Aug. 15, 2012**

(51) **LOC (9) Cl.** ..... **14-03**

(52) **U.S. Cl.**  
USPC ..... **D14/250**

(58) **Field of Classification Search** ..... D14/250–253,  
D14/440, 203.3–203.7, 217, 496, 248, 238.1,  
D14/240, 447, 138 AA, 147, 341–347; D3/201,  
D3/218, 269, 301, 273, 303, 103, 247; D13/103,  
D13/107–108, 119; 220/4.02; 248/309.1,  
248/371, 176.3, 668; 361/679.56, 679.3,  
361/679.25, 816; 379/426, 433.11, 455;  
455/575.1, 575.8; 206/305, 320; 345/173

See application file for complete search history.

(56) **References Cited**

**U.S. PATENT DOCUMENTS**

D329,542 S *	9/1992	Jayez	.....	D3/218
D368,095 S *	3/1996	McCallister, III	.....	D14/218
D416,913 S *	11/1999	Kolinen	.....	D14/250
D434,755 S *	12/2000	Banryu	.....	D14/248
D448,761 S *	10/2001	Powell	.....	D14/250
D448,762 S *	10/2001	Powell	.....	D14/250
D451,094 S *	11/2001	Powell	.....	D14/250
D459,346 S *	6/2002	Powell	.....	D14/250
D485,834 S *	1/2004	Davetas	.....	D14/250
D527,719 S *	9/2006	Franck et al.	.....	D14/147
D534,146 S *	12/2006	Stilp et al.	.....	D14/147
D581,421 S *	11/2008	Richardson et al.	.....	D14/440
D589,016 S *	3/2009	Richardson et al.	..	D14/138 AA

D611,251 S *	3/2010	Charlwood	.....	D3/269
D611,938 S *	3/2010	Barbieri	.....	D14/250
D615,077 S *	5/2010	Richardson et al.		
D615,536 S *	5/2010	Richardson et al.		
D615,957 S *	5/2010	Ju et al.	.....	D14/147
D615,967 S *	5/2010	Richardson et al.		
D617,785 S *	6/2010	Richardson et al.		
D617,786 S *	6/2010	Richardson et al.		
D617,787 S *	6/2010	Richardson et al.		
D619,574 S *	7/2010	Richardson et al.		
D620,487 S *	7/2010	Richardson et al.		
D621,394 S *	8/2010	Richardson et al.		
D621,395 S *	8/2010	Richardson et al.		
D621,821 S *	8/2010	Richardson et al.		
D621,822 S *	8/2010	Richardson et al.		
D622,717 S *	8/2010	Barbieri	.....	D14/250
D623,179 S *	9/2010	Richardson et al.		
D623,638 S *	9/2010	Richardson et al.		

(Continued)

*Primary Examiner* — Carla Jobe Wright

(57) **CLAIM**

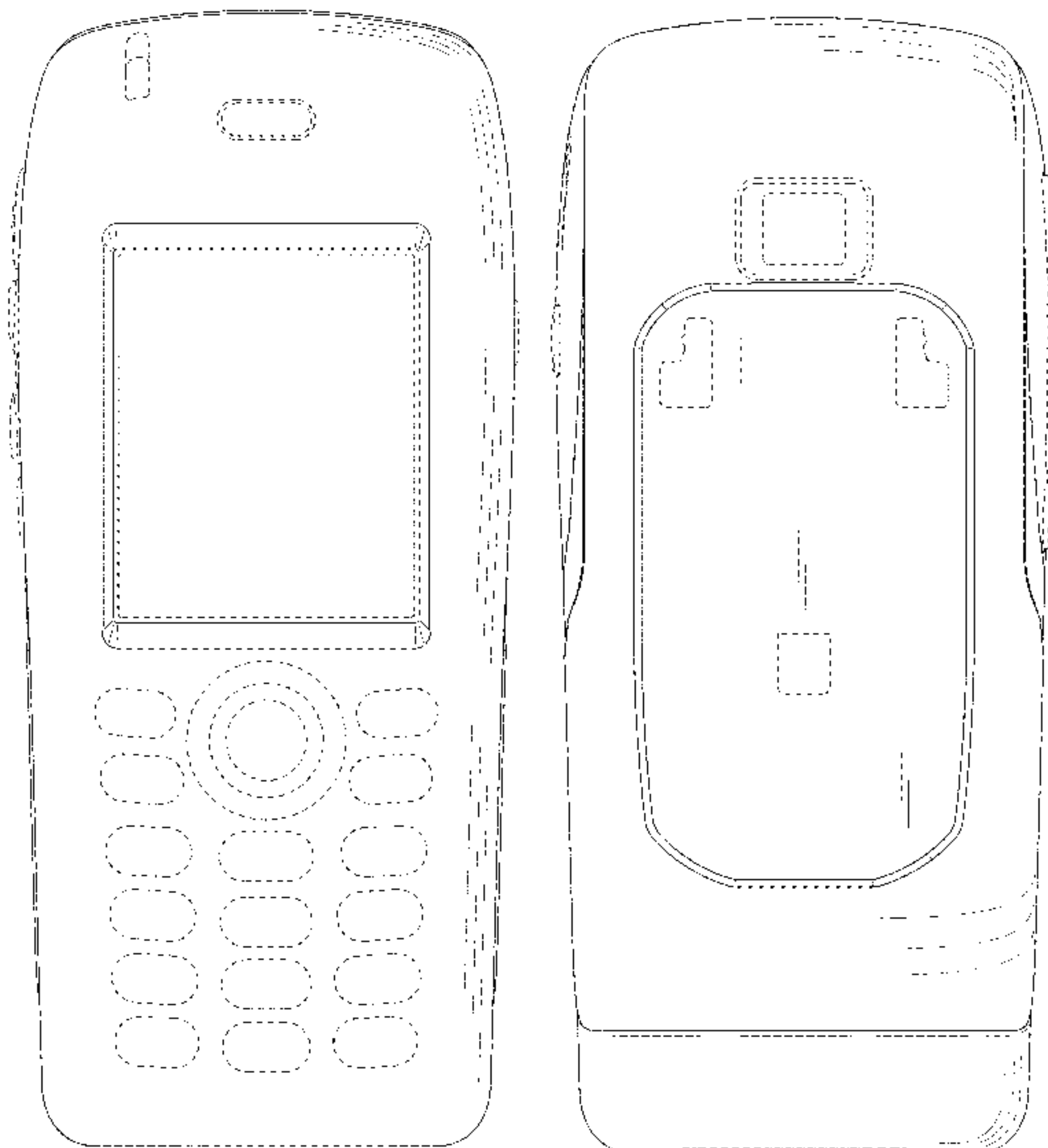
The ornamental design for a case for electronic device, as shown and described.

**DESCRIPTION**

FIG. 1 is a front isometric view of a case for electronic device showing our new design;  
FIG. 2 is a rear isometric view thereof;  
FIG. 3 is a front view thereof;  
FIG. 4 is a rear view thereof;  
FIG. 5 is a left view thereof;  
FIG. 6 is a right view thereof;  
FIG. 7 is a top view thereof; and,  
FIG. 8 is a bottom view thereof.

The broken lines immediately adjacent the shaded surfaces represent boundaries of the claimed design. All other broken lines depict unclaimed environment. The broken lines and unshaded regions bounded by the broken lines form no part of the claimed design.

**1 Claim, 6 Drawing Sheets**



# US D681,024 S

Page 2

## U.S. PATENT DOCUMENTS

D624,533 S	9/2010	Richardson et al.	D643,836 S	8/2011	Smith et al.
D624,910 S	10/2010	Richardson et al.	D644,216 S	8/2011	Richardson et al.
D626,120 S	10/2010	Richardson et al.	D644,217 S	8/2011	Richardson et al.
D626,121 S	10/2010	Richardson et al.	D644,635 S	9/2011	Richardson et al.
D628,568 S	12/2010	Richardson et al.	D644,636 S	9/2011	Richardson et al.
D632,683 S	2/2011	Richardson et al.	D644,638 S	9/2011	Melanson et al.
D632,686 S	2/2011	Magness et al.	D649,536 S	11/2011	Richardson et al.
D636,387 S	4/2011	Willes et al.	8,047,364 B2 *	11/2011	Longinotti-Buitoni ..... 206/320
D637,588 S	5/2011	Richardson et al.	D654,483 S	2/2012	Richardson et al.
D637,590 S	5/2011	Michie et al.	D654,486 S	2/2012	Chang et al.
D637,591 S	5/2011	Willes et al.	D654,488 S	2/2012	Chang et al.
D638,005 S	5/2011	Richardson et al.	D654,489 S	2/2012	Weller et al.
D638,414 S	5/2011	Magness et al.	D654,490 S	2/2012	Weller et al.
D638,829 S	5/2011	Melanson et al.	D654,491 S	2/2012	Melanson et al.
D638,830 S	5/2011	Magness et al.	D654,915 S	2/2012	Weller et al.
D641,014 S	7/2011	Smith et al.	D657,353 S	4/2012	Melanson et al.
D642,558 S	8/2011	Magness et al.	D663,296 S	7/2012	Melanson et al.
D643,423 S	8/2011	Smith et al.	D668,630 S *	10/2012	Sakamoto ..... D14/147
D643,424 S	8/2011	Richardson et al.	2005/0072698 A1 *	4/2005	Kahl ..... 206/320

\* cited by examiner

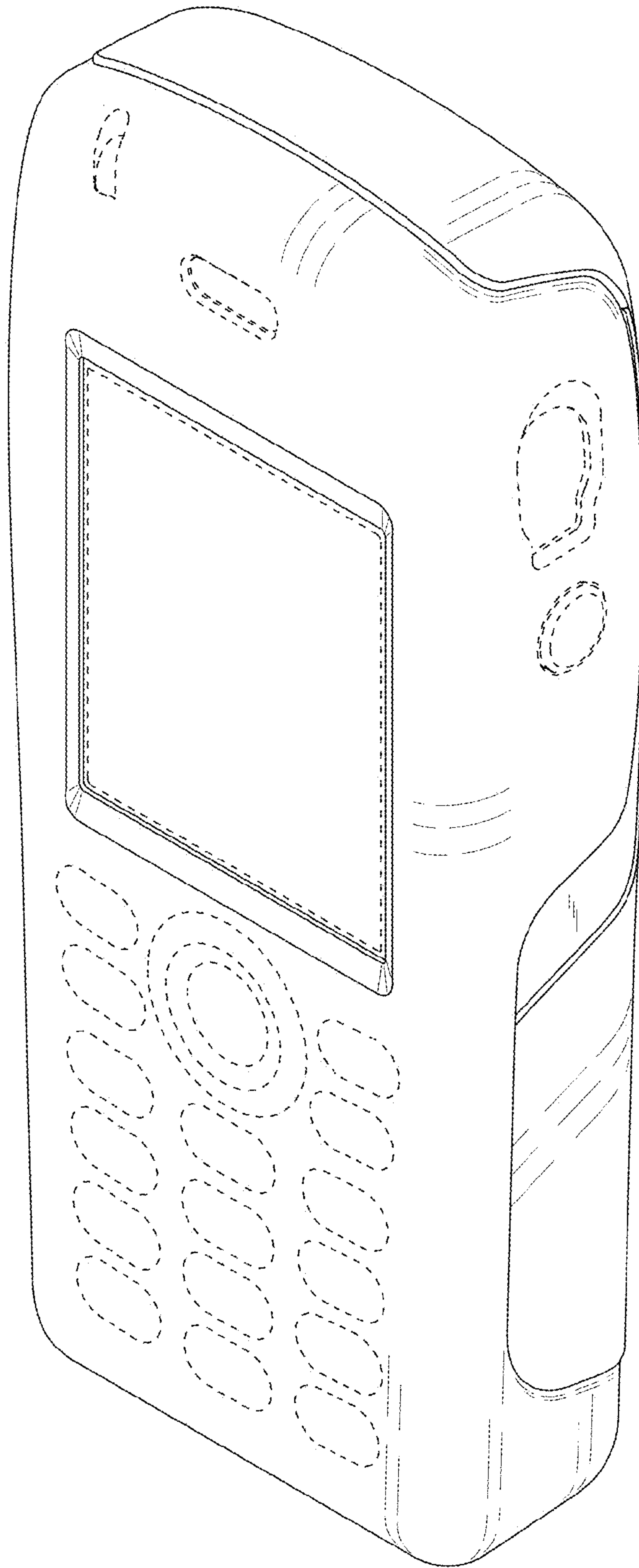


FIG. 1

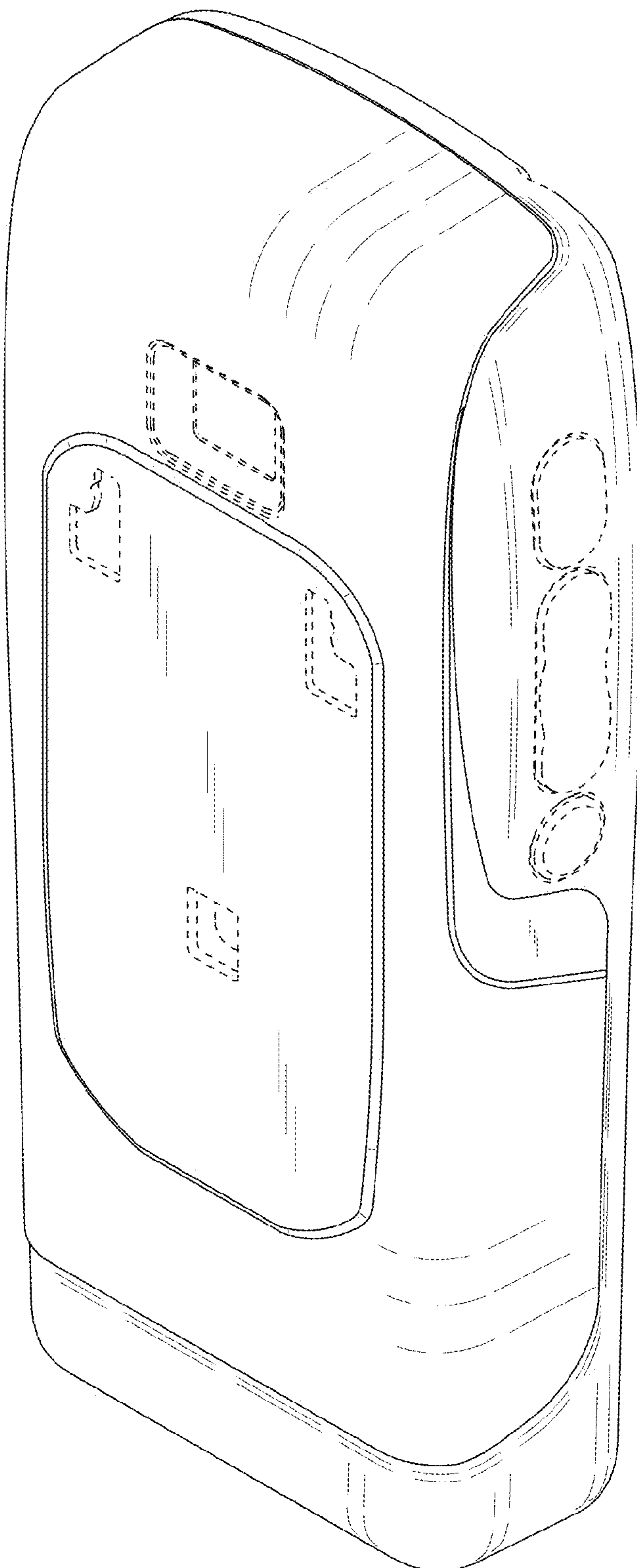


FIG. 2



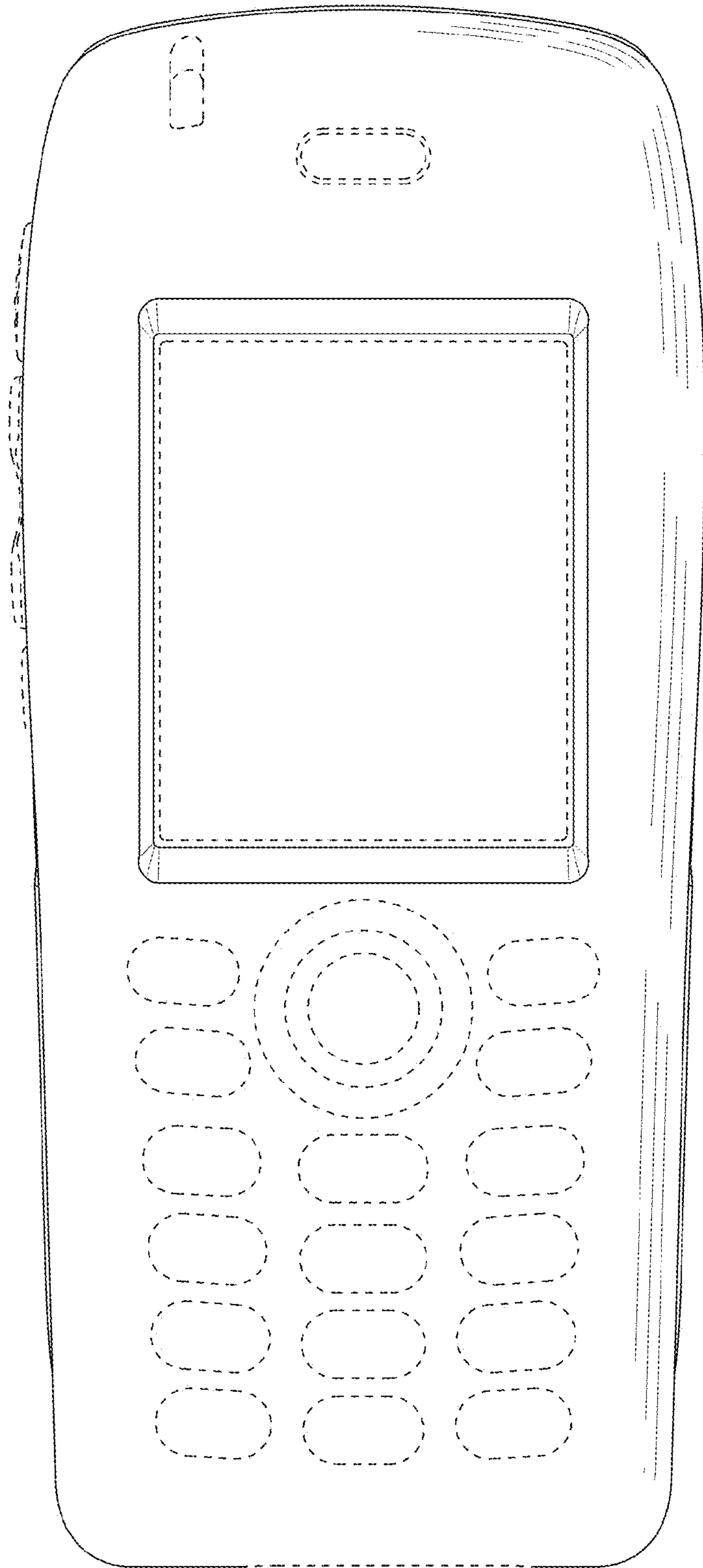


FIG. 3

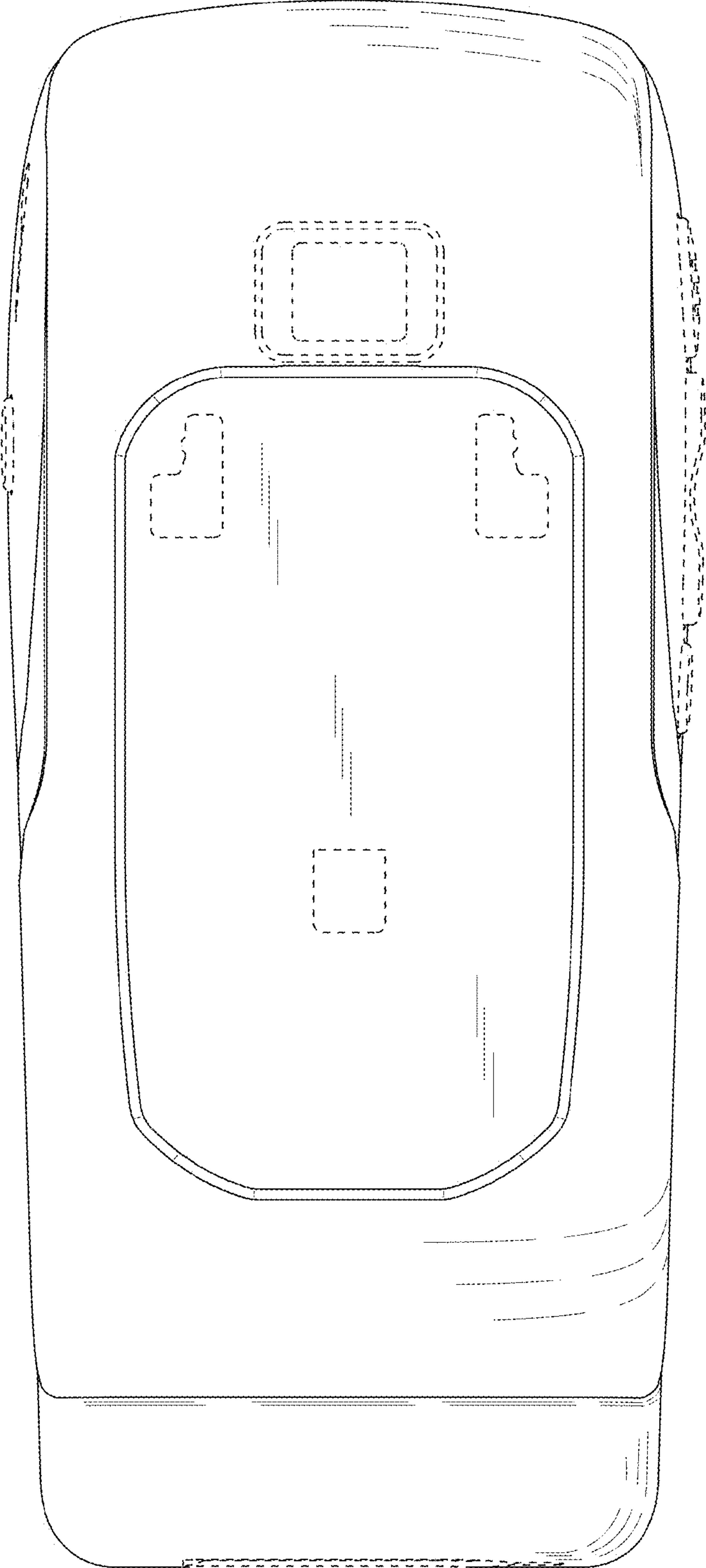


FIG. 4

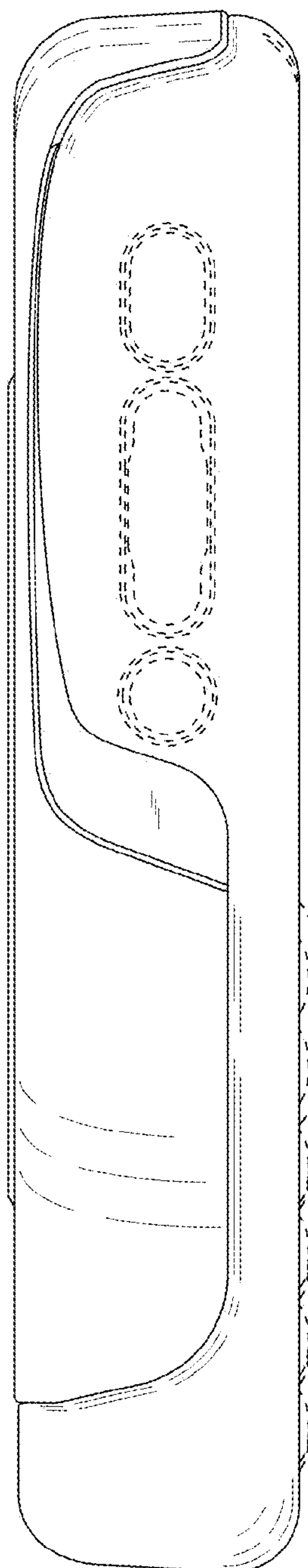


FIG. 5

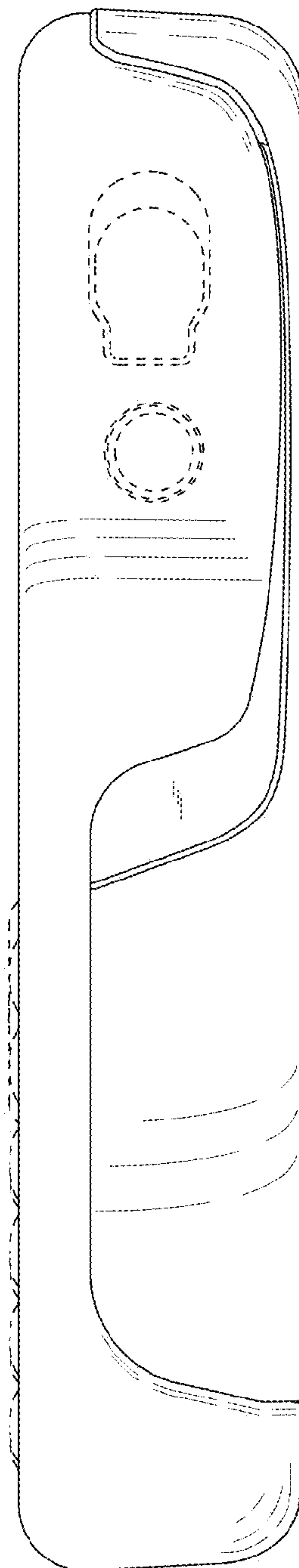


FIG. 6

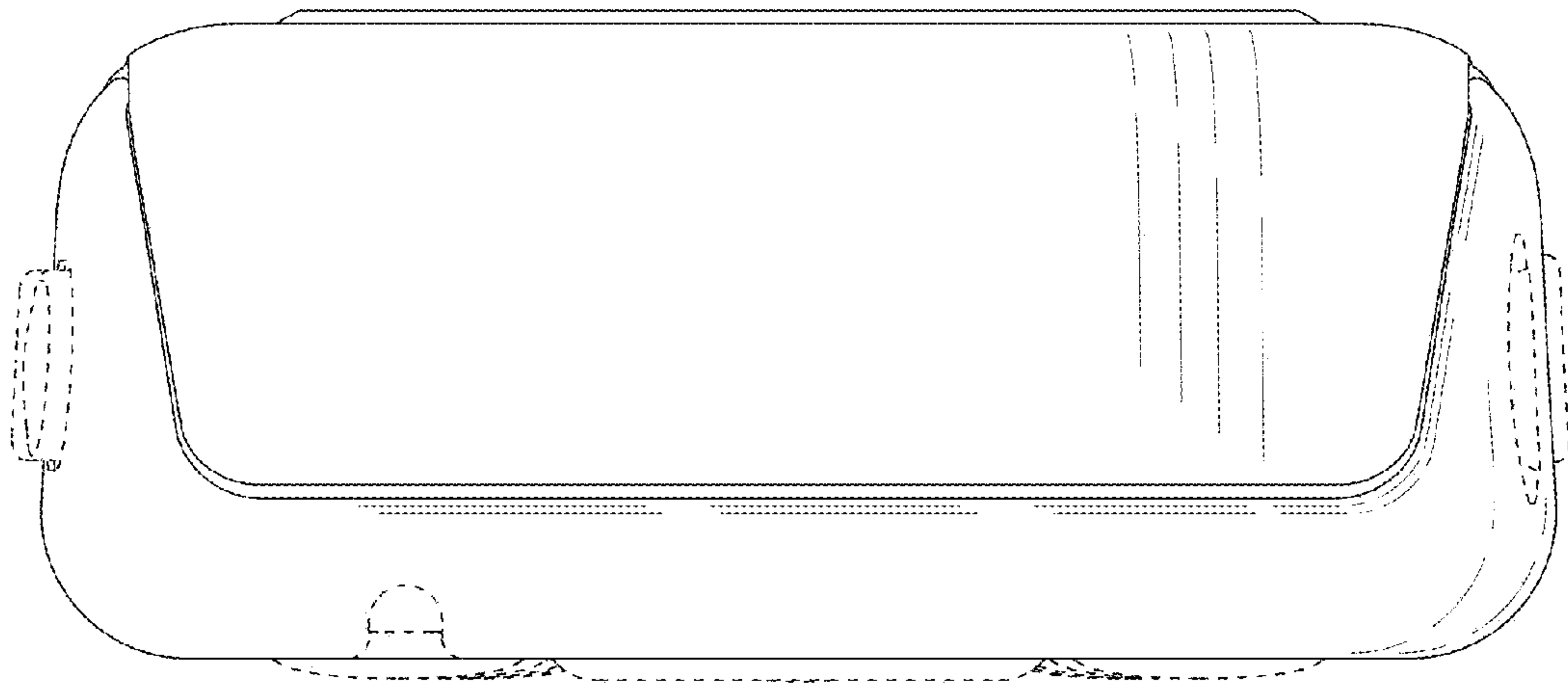


FIG. 7

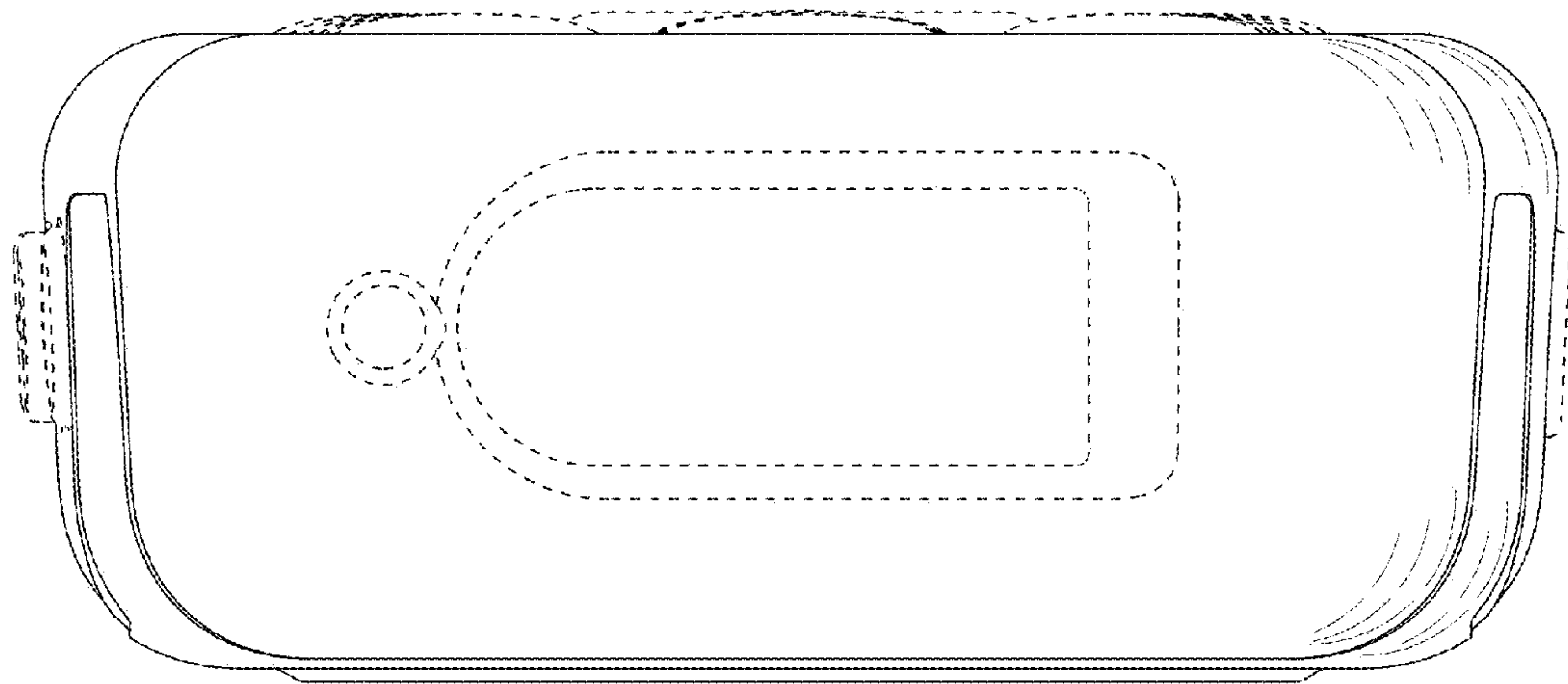


FIG. 8