



US00D681023S

(12) **United States Design Patent**  
**Weller et al.**

(10) **Patent No.:** **US D681,023 S**  
(45) **Date of Patent:** **\*\* Apr. 30, 2013**

(54) **CASE FOR ELECTRONIC DEVICE**

(75) Inventors: **Lucas Weller**, Fort Collins, CO (US);  
**Adam Havens**, Fort Collins, CO (US)

(73) Assignee: **Otter Products, LLC**, Fort Collins, CO  
(US)

(\*\*) Term: **14 Years**

(21) Appl. No.: **29/402,689**

(22) Filed: **Sep. 26, 2011**

(51) **LOC (9) Cl.** ..... **14-03**

(52) **U.S. Cl.**  
USPC ..... **D14/250**

(58) **Field of Classification Search** ..... D14/250,  
D14/251, 252, 253, 440, 203.3–203.7, 496,  
D14/217, 238.1, 240, 248; D13/103, 107,  
D13/108; D3/201, 218, 269, 273, 301, 303;  
190/100; 220/4.02; 248/309.1; 361/679.56;  
379/426, 433.11, 455; 455/575.8  
See application file for complete search history.

(56) **References Cited**

U.S. PATENT DOCUMENTS

D638,830 S \* 5/2011 Magness et al. .... D14/250  
D640,680 S \* 6/2011 Magness et al. .... D14/250  
D643,836 S \* 8/2011 Smith et al. .... D14/250  
D644,639 S \* 9/2011 Weller et al. .... D14/250

D654,486 S \* 2/2012 Chang et al. .... D14/250  
D654,488 S \* 2/2012 Chang et al. .... D14/250  
D654,490 S \* 2/2012 Weller et al. .... D14/250  
D654,915 S \* 2/2012 Weller et al. .... D14/250

OTHER PUBLICATIONS

<http://sell.bizrice.com/selling-leads/434015/New-Cell-Phone-Accessories-Cell-phone-cas...> searched RMS Nov. 26, 2012.\*

\* cited by examiner

*Primary Examiner* — Robert M Spear  
*Assistant Examiner* — Rhea Shields

(57) **CLAIM**

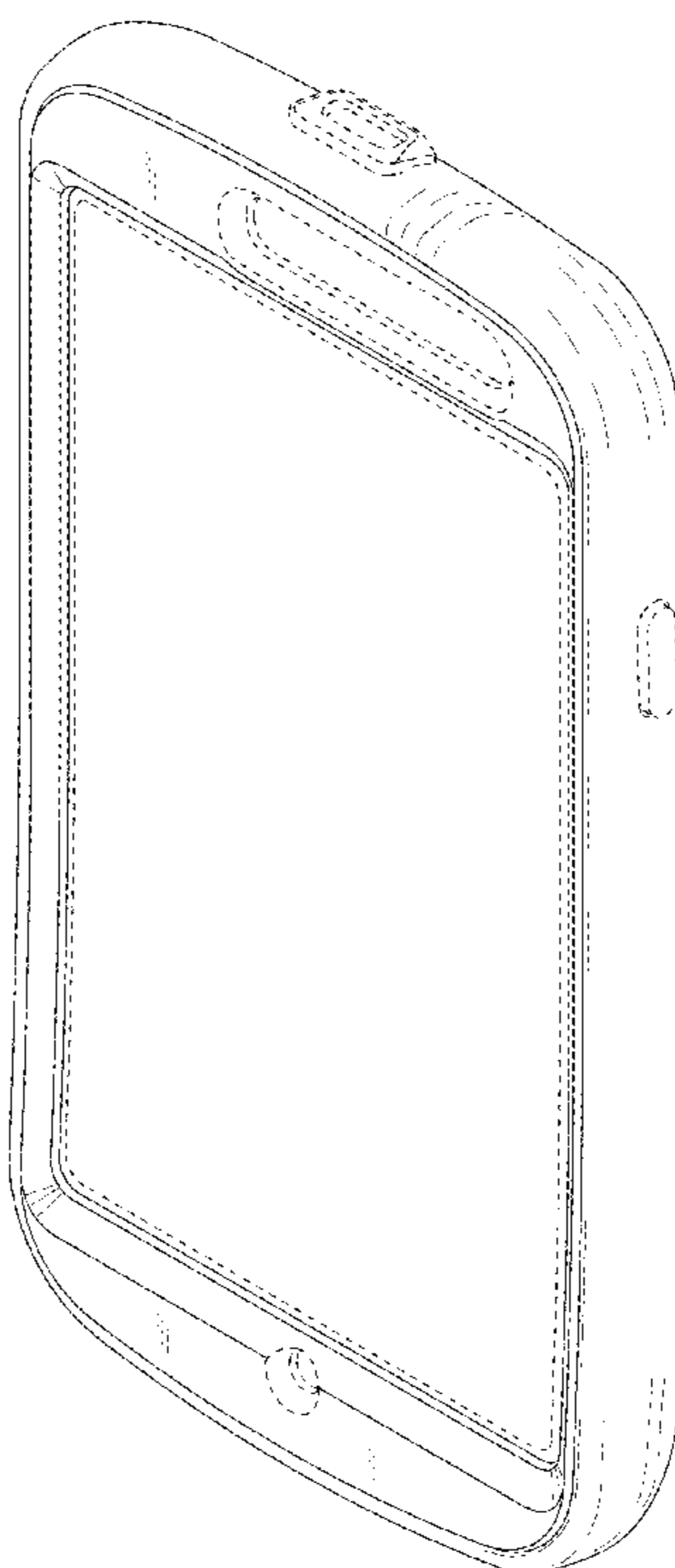
The ornamental design for a case for electronic device, as shown and described.

**DESCRIPTION**

FIG. 1 is a front isometric view of a case for electronic device showing our new design;  
FIG. 2 is a rear isometric view thereof;  
FIG. 3 is a front view thereof;  
FIG. 4 is a rear view thereof;  
FIG. 5 is a left view thereof; and,  
FIG. 6 is a top view thereof.

The broken line perimeter of the large unshaded rectangular region on the front of the case in FIGS. 1 and 3 represents a boundary of the claimed design. All other broken lines depict unclaimed environment. The broken lines and unshaded regions bounded by broken lines form no part of the claimed design.

**1 Claim, 6 Drawing Sheets**



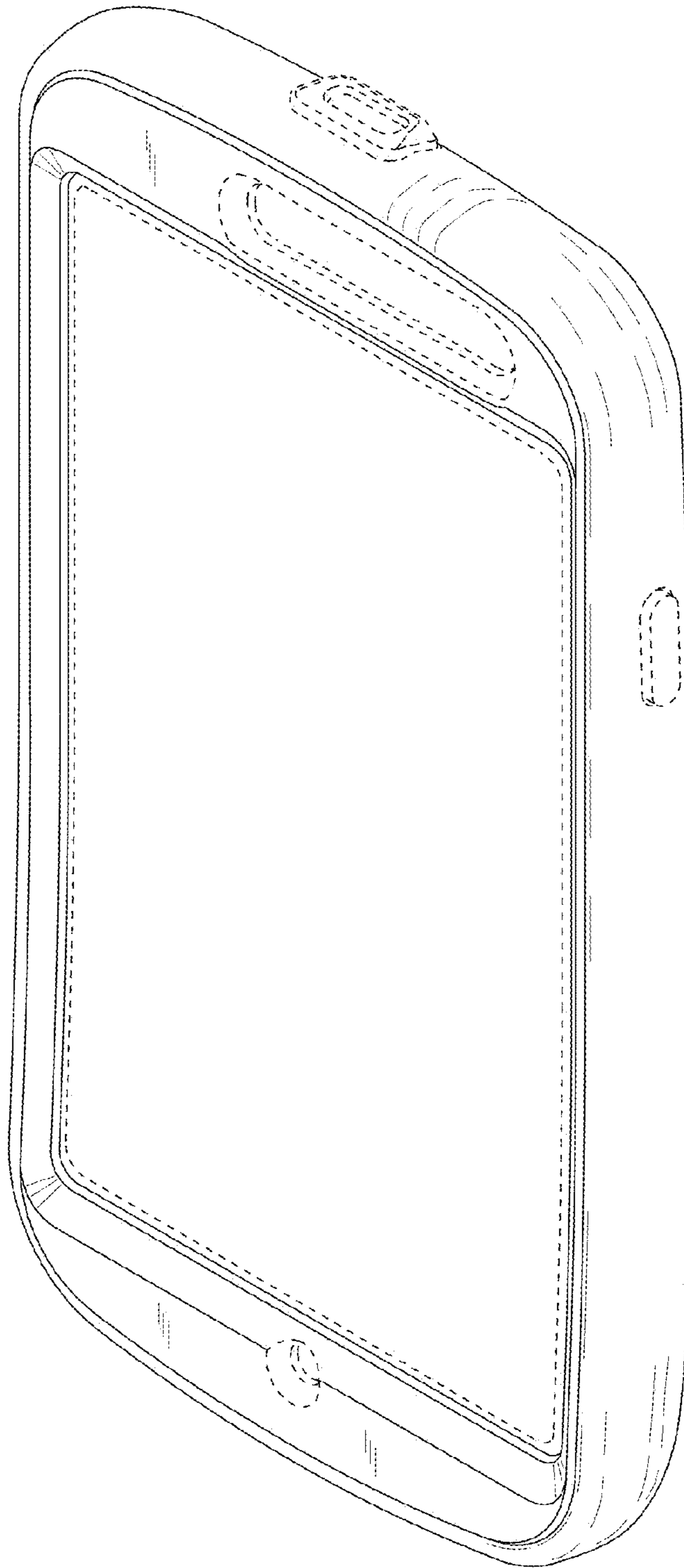


FIG. 1

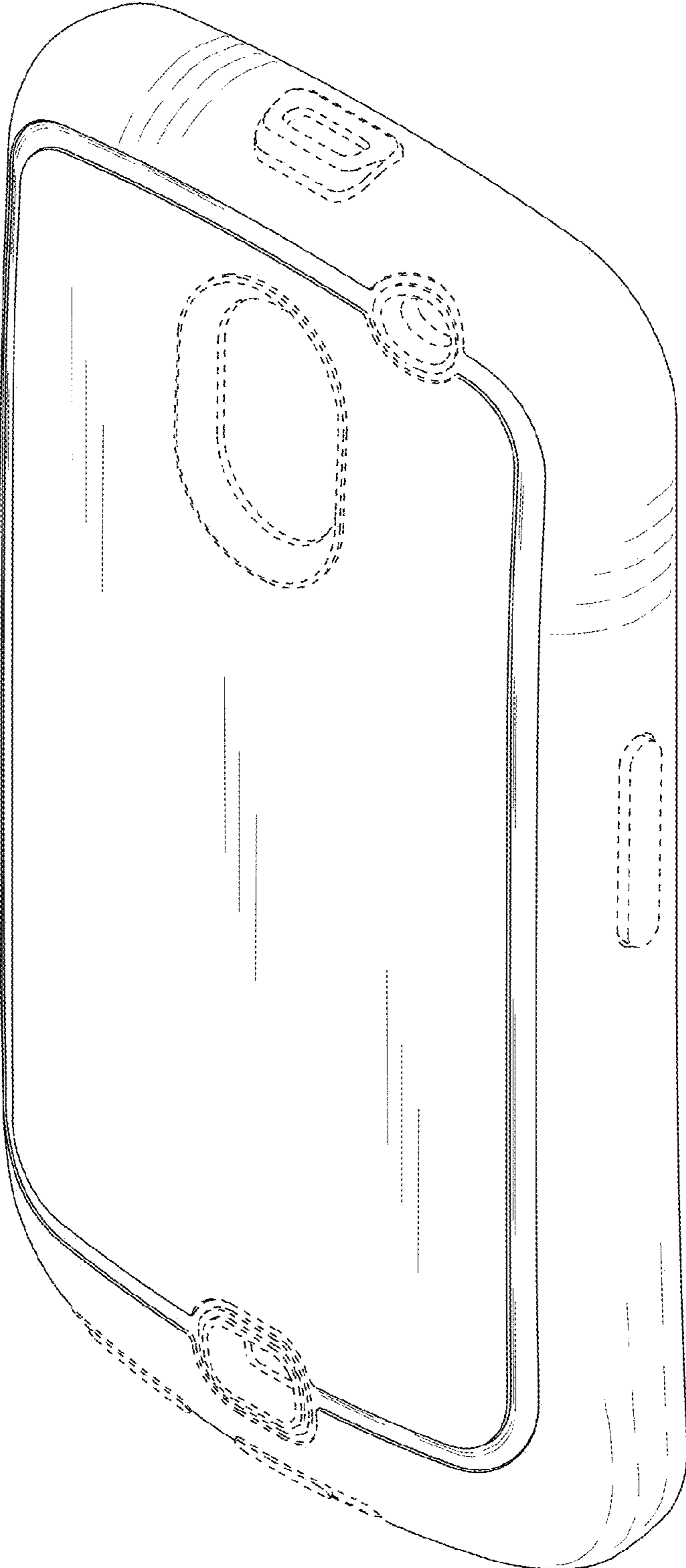


FIG. 2




FIG. 3

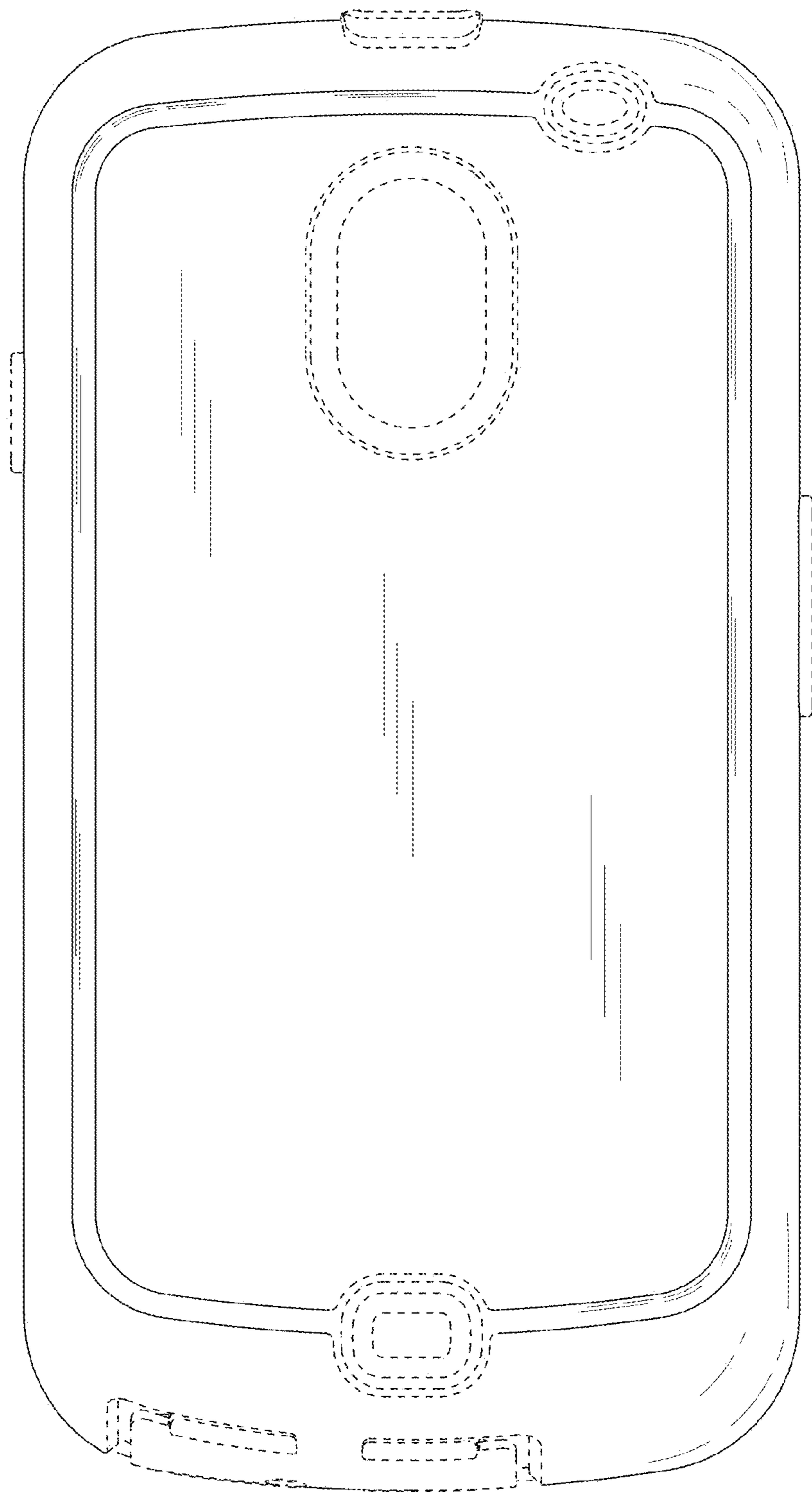


FIG. 4

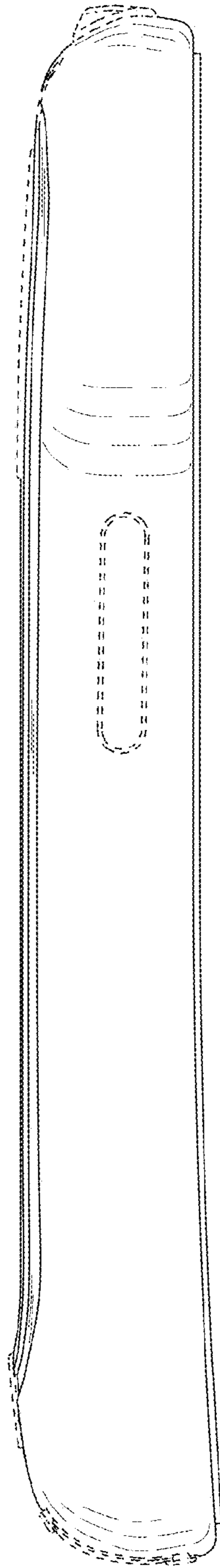


FIG. 5

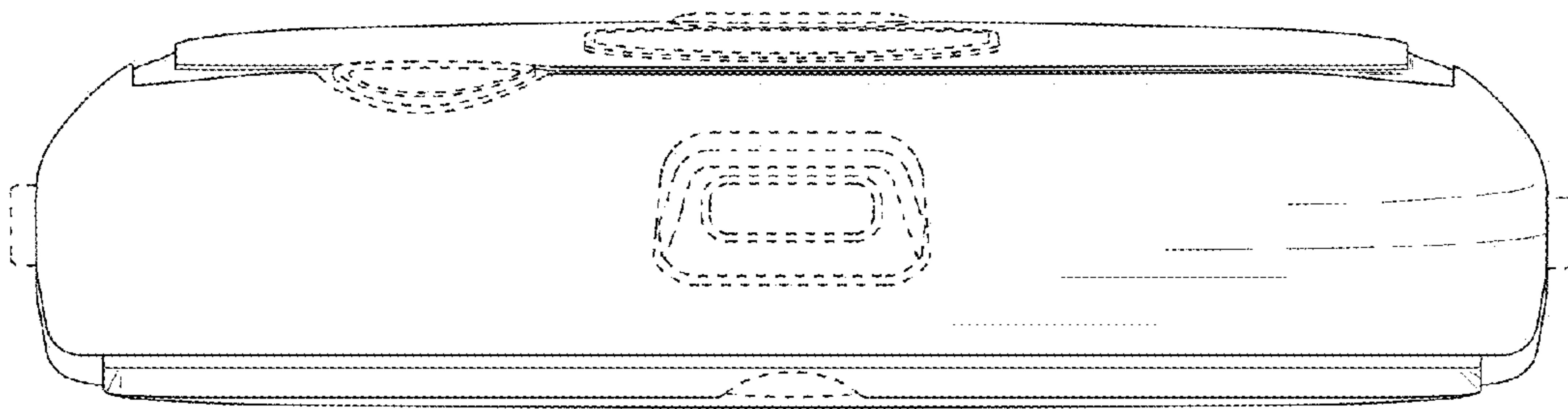


FIG. 6