

US00D681018S

(12) **United States Design Patent**
Hakamata

(10) **Patent No.:** **US D681,018 S**
(45) **Date of Patent:** **** Apr. 30, 2013**

(54) **ANTENNA**

(75) Inventor: **Hiroaki Hakamata**, Toyota (JP)

(73) Assignee: **Toyota Jidosha Kabushiki Kaisha**,
Toyota-shi (JP)

(**) Term: **14 Years**

(21) Appl. No.: **29/403,045**

(22) Filed: **Sep. 30, 2011**

(51) **LOC (9) Cl.** **14-03**

(52) **U.S. Cl.**
USPC **D14/230**

(58) **Field of Classification Search** D14/230–238,
D14/299, 358, 138; 343/700 R–705, 711–713,
343/819, 871–908, 795, 840, 841, 846; 455/90.2,
455/90.3, 91, 128, 269, 345, 562.1, 575.9;
D12/42, 43

See application file for complete search history.

(56) **References Cited**

U.S. PATENT DOCUMENTS

| | | | | |
|----------------|---------|-------------------|-------|---------|
| D106,048 S * | 9/1937 | Kopanski | | D14/235 |
| D118,160 S * | 12/1939 | Kopanski | | D14/234 |
| D429,720 S * | 8/2000 | Strand | | D14/230 |
| D544,470 S * | 6/2007 | Markefka | | D14/230 |
| D551,220 S * | 9/2007 | Noro et al. | | D14/230 |
| 7,333,065 B2 * | 2/2008 | Lindackers et al. | | 343/713 |
| D581,403 S * | 11/2008 | Zwingmann | | D14/230 |
| D581,909 S * | 12/2008 | Jeong | | D14/230 |

| | | | | |
|-------------------|---------|-----------------|-------|---------|
| D603,375 S * | 11/2009 | Jeong | | D14/218 |
| D623,174 S | 9/2010 | Hakamata et al. | | |
| 2006/0227057 A1 * | 10/2006 | Lu | | 343/713 |
| 2006/0273968 A1 * | 12/2006 | Noro | | 343/713 |

OTHER PUBLICATIONS

BMW 7-series; http://www.netcarshow/bmw/2009-7series/1600x1200/wallpaper_23.htm.
Honda CR-Z; <http://autoc-one.jp/honda/cr-z/special-479800/photo/0012.html>.

* cited by examiner

Primary Examiner — John Windmuller

(74) *Attorney, Agent, or Firm* — Finnegan, Henderson, Farabow, Garrett & Dunner, LLP

(57) **CLAIM**

The ornamental design for an antenna, as shown.

DESCRIPTION

FIG. 1 is a front perspective view of an antenna of my new design;

FIG. 2 is a top plan thereof;

FIG. 3 is a bottom view thereof;


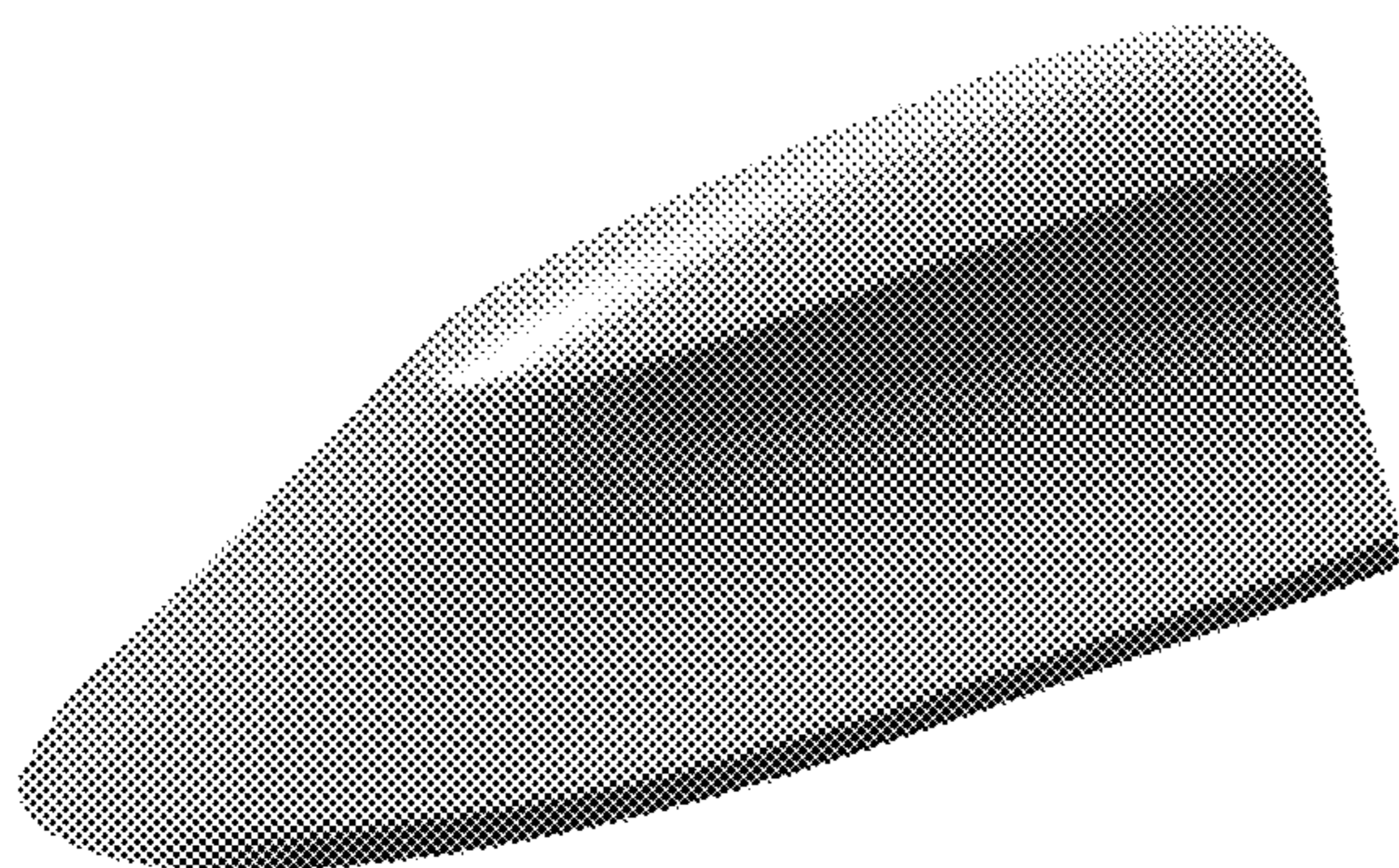
FIG. 4 is a left side view thereof;

FIG. 5 is a right side view thereof;

FIG. 6 is a front view thereof; and,

FIG. 7 is a rear view thereof.

1 Claim, 4 Drawing Sheets






FIG. 1




FIG. 2




FIG. 3




FIG. 4




FIG. 5




FIG. 6




FIG. 7