



US00D681005S

(12) **United States Design Patent**
Bolton

(10) **Patent No.:** **US D681,005 S**
(45) **Date of Patent:** **** Apr. 30, 2013**

(54) **SPEAKER**

(75) Inventor: **Charlie Bolton**, Hong Kong (HK)

(73) Assignee: **Koninklijke Philips Electronics N.V.**,
Eindhoven (NL)

(**) Term: **14 Years**

(21) Appl. No.: **29/396,553**

(22) Filed: **Jul. 1, 2011**

(30) **Foreign Application Priority Data**

Jan. 4, 2011 (EM) 001801101-0001

(51) **LOC (9) Cl.** **14-01**

(52) **U.S. Cl.**
USPC **D14/209.1**

(58) **Field of Classification Search** D14/204,
D14/207, 210-216, 172, 209.1; 181/143-144,
181/147-148, 150-153, 157, 198-199;
381/300-303, 306, 332-333, 336, 345, 361-364,
381/386-388

See application file for complete search history.

(56) **References Cited**

U.S. PATENT DOCUMENTS

D556,188	S	*	11/2007	Ang et al.	D14/214
7,689,197	B2	*	3/2010	Laude et al.	455/344
D644,200	S	*	8/2011	Bolton	D14/209.1
D644,626	S	*	9/2011	Bolton	D14/209.1
D645,842	S	*	9/2011	Bolton	D14/209.1
8,063,292	B2	*	11/2011	Lin	84/386
D661,686	S	*	6/2012	Bolton	D14/209.1

* cited by examiner

Primary Examiner — Prabhakar Deshmukh

(57) **CLAIM**

The ornamental design for a speaker, as shown and described.

DESCRIPTION

FIG. 1 is a perspective view of a speaker showing my new design;

FIG. 2 is a front elevational view thereof;

FIG. 3 is a rear elevational view thereof;

FIG. 4 is a right side elevational view thereof;

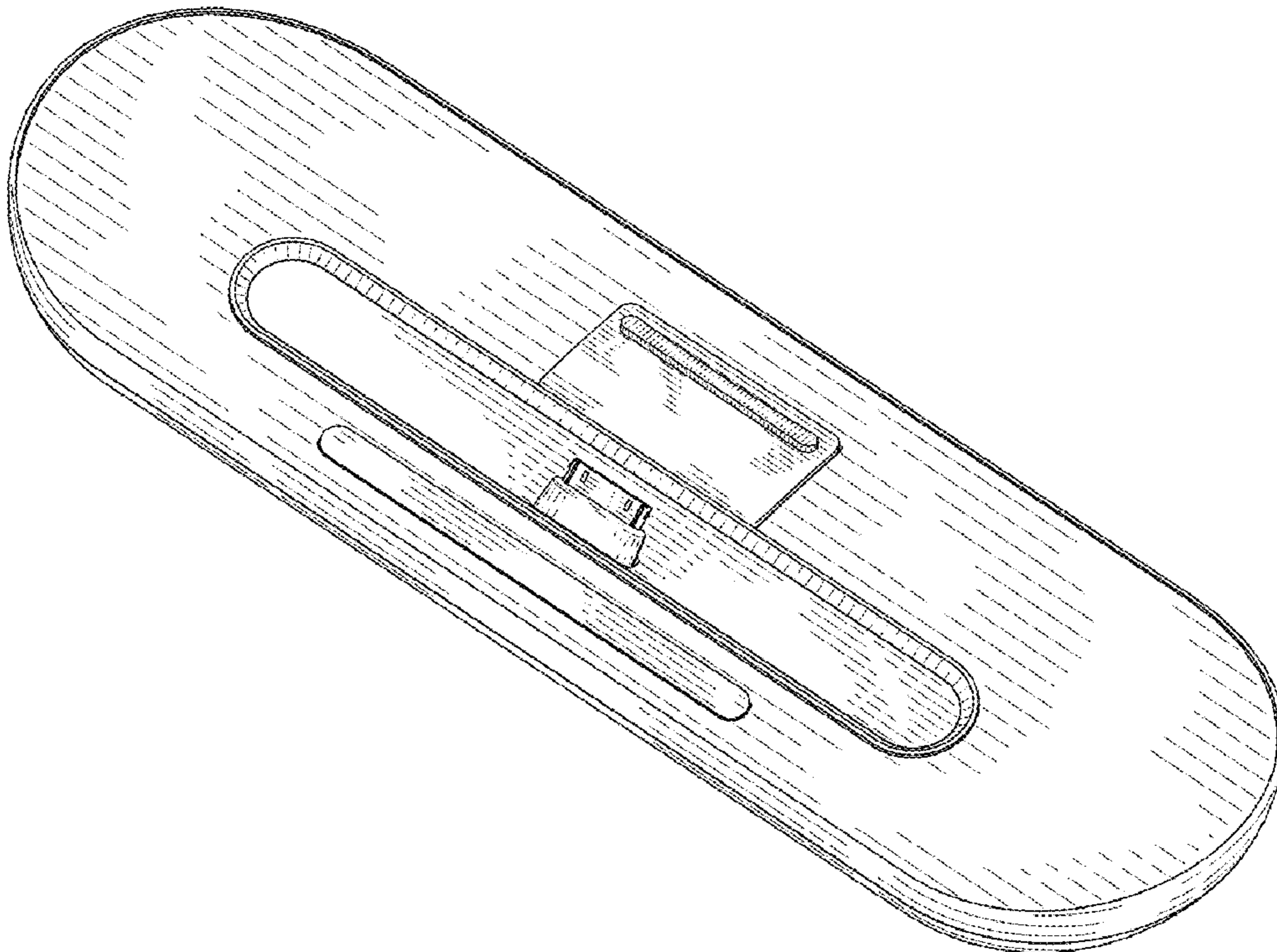
FIG. 5 is a left side elevational view thereof;

FIG. 6 is a top plan view thereof; and,

FIG. 7 is a bottom plan view thereof.

The broken lines shown in FIG. 7 are included for the purpose of illustrating a portion of the speaker that forms no part of the claimed design.

1 Claim, 4 Drawing Sheets



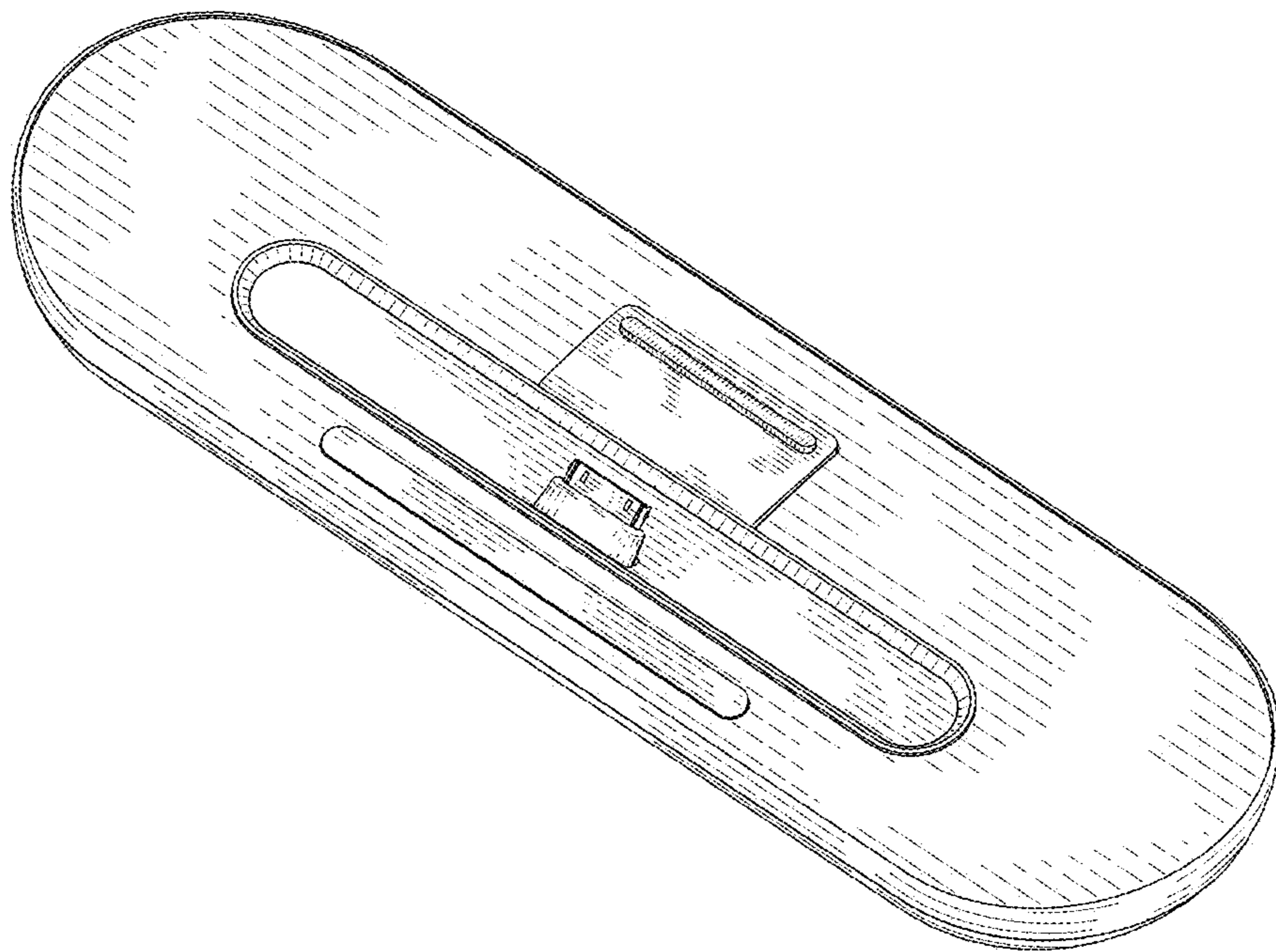


FIG. 1

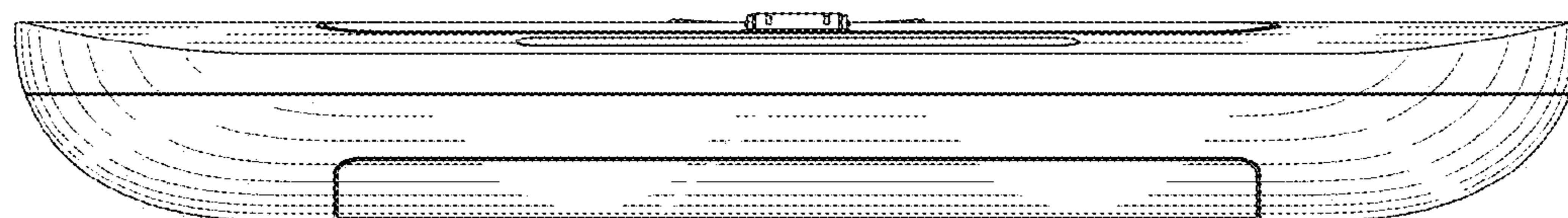


FIG. 2




FIG. 3

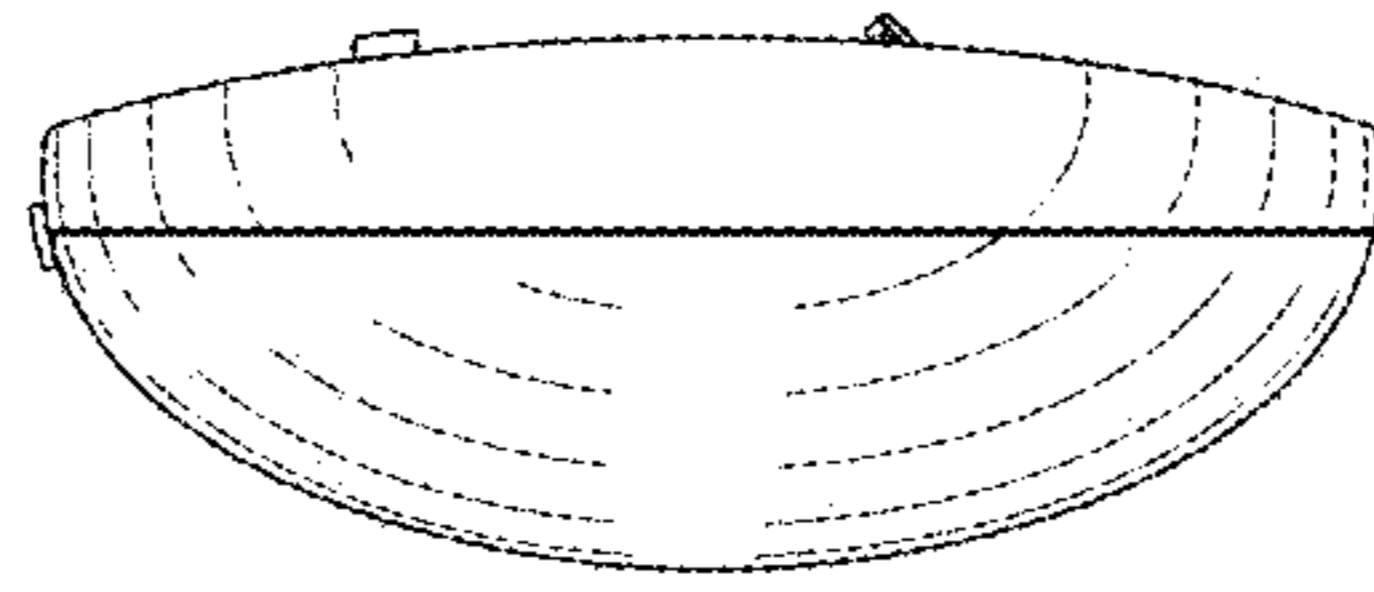


FIG. 4

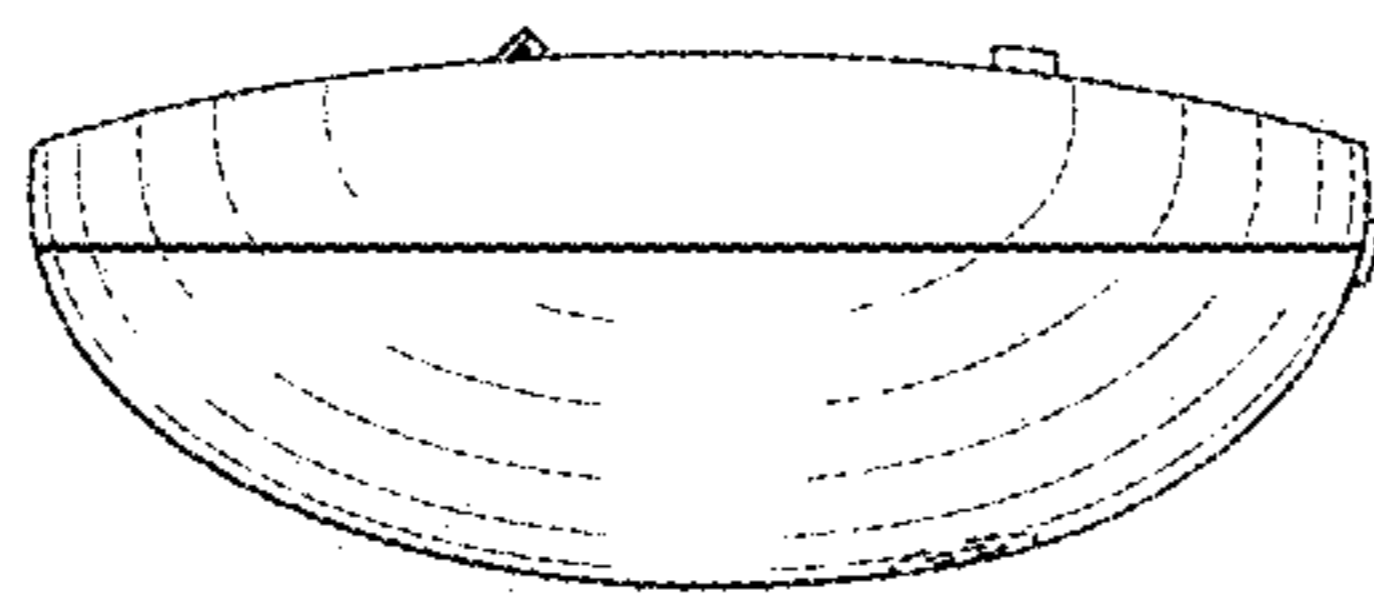


FIG. 5

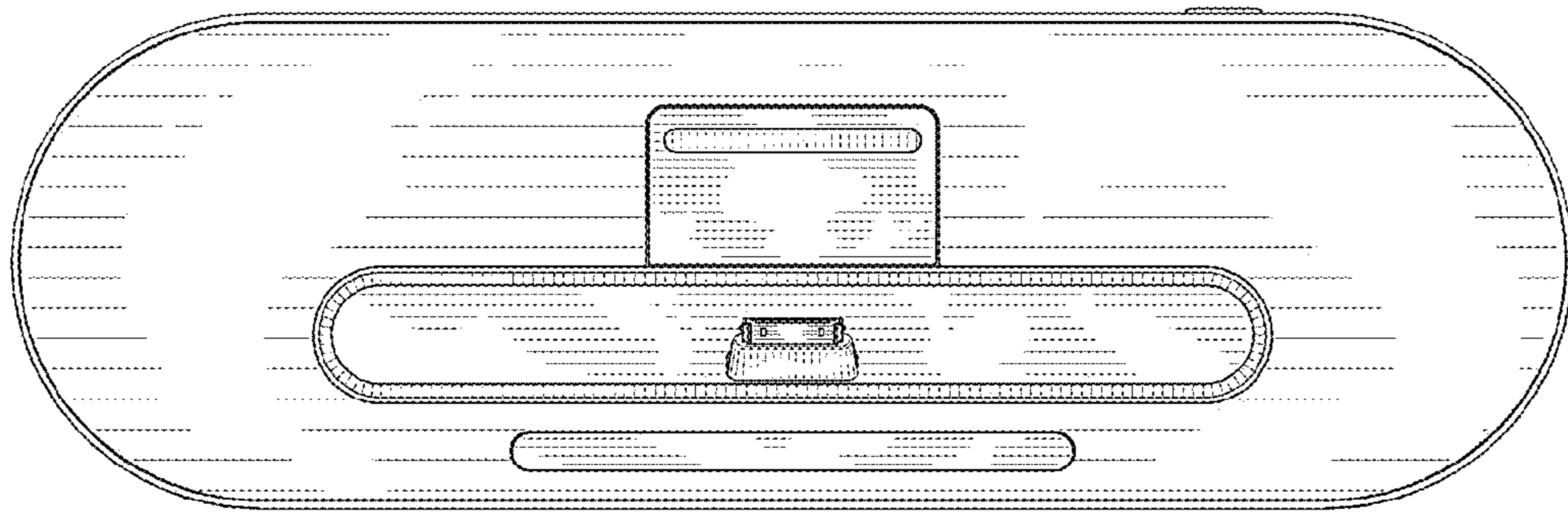


FIG. 6




FIG. 7