



US00D680974S

(12) **United States Design Patent**  
**Falkenberg**

(10) **Patent No.:** **US D680,974 S**

(45) **Date of Patent:** **\*\* Apr. 30, 2013**

(54) **HALF-FRAMED TOGGLE SWITCH WITH DIMMER WHEEL**

(75) Inventor: **Keith A. Falkenberg**, Skaneateles, NY (US)

(73) Assignee: **Pass and Seymour, Inc.**, Syracuse, NY (US)

(\*\*) Term: **14 Years**

(21) Appl. No.: **29/352,132**

(22) Filed: **Dec. 17, 2009**

(51) **LOC (9) Cl.** ..... **13-03**

(52) **U.S. Cl.**  
USPC ..... **D13/174**

(58) **Field of Classification Search** ..... D13/169,  
D13/171, 174; 200/330, 335, 336, 339, 329,  
200/302.2, 315, 401; 307/125, 139; 338/176,  
338/178

See application file for complete search history.

(56) **References Cited**

U.S. PATENT DOCUMENTS

2,214,317	A *	9/1940	Bash et al.	200/315
2,382,738	A	8/1945	Moyses	
2,512,975	A *	6/1950	Sherrard	200/315
D188,324	S *	7/1960	Brown	D10/103
4,009,797	A *	3/1977	Lee	220/242
4,024,367	A *	5/1977	Kodaira et al.	200/308
4,117,445	A	9/1978	Foreman et al.	
4,221,941	A	9/1980	Genovese	
4,234,774	A *	11/1980	Paparella	200/330
4,258,349	A	3/1981	Flory	
4,350,903	A	9/1982	Jimerson et al.	
D268,564	S *	4/1983	Mack	D8/353
4,389,552	A	6/1983	Sorenson	
4,540,984	A *	9/1985	Waldman	340/825
4,567,375	A *	1/1986	Jimerson et al.	307/98
5,262,678	A	11/1993	Flowers et al.	
D342,234	S *	12/1993	Graybill et al.	D13/169
5,332,877	A *	7/1994	Oura et al.	200/308

5,359,231	A	10/1994	Flowers et al.	
5,637,930	A	6/1997	Rowen et al.	
5,660,459	A *	8/1997	Appelberg	362/84

(Continued)

*Primary Examiner* — Selina Sikder

(74) *Attorney, Agent, or Firm* — Daniel P. Malley; Bond Schoeneck & King

(57) **CLAIM**

The ornamental design for a half-framed toggle switch with dimmer wheel, as shown and described.

**DESCRIPTION**

FIG. 1 is a front perspective view illustrating the half-framed toggle switch and serrated dimmer wheel with broken lines showing a cover plate and cover screws for illustrative purposes only;

FIG. 2 is a front view of the half-framed toggle switch with dimmer wheel with broken lines showing a cover plate and cover screws for illustrative purposes only;

FIG. 3 is a top view of the half-framed toggle switch with dimmer wheel with broken lines showing a cover plate, cover screws, mounting screws and housing for illustrative purposes only;

FIG. 4 is a bottom view of the half-framed toggle switch with dimmer wheel with broken lines showing a cover plate, cover screws, mounting screws and housing for illustrative purposes only;

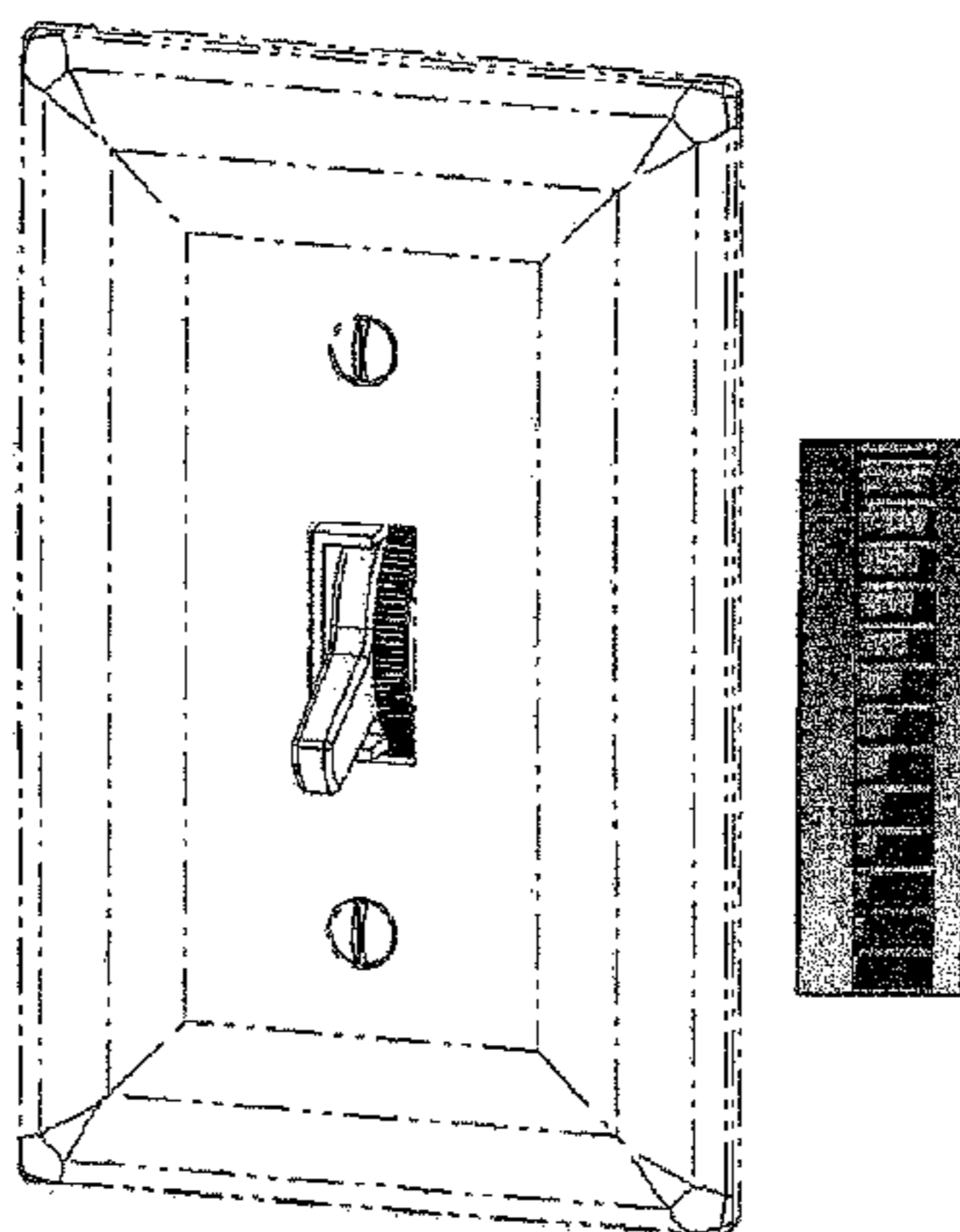
FIG. 5 is a left side view of the half-framed toggle switch with dimmer wheel with broken lines showing a cover plate, cover screws, mounting screws and housing for illustrative purposes only;

FIG. 6 is a right side view of the half-framed toggle switch with dimmer wheel with broken lines showing a cover plate, cover screws, mounting screws and housing for illustrative purposes only;

FIG. 7 is a front perspective view illustrating the half-framed toggle switch and serrated dimmer wheel with indicia, with broken lines showing a cover plate and cover screws for illustrative purposes only; and,

FIG. 8 is a detail view of the serrated dimmer wheel with indicia that is depicted in FIG. 7.

**1 Claim, 7 Drawing Sheets**



# US D680,974 S

Page 2

---

## U.S. PATENT DOCUMENTS

5,669,484	A *	9/1997	Paulson .....	200/43.22	D523,402	S	6/2006	Lombardi et al.	
D402,270	S *	12/1998	Garrity, Sr. ....	D13/174	D526,969	S *	8/2006	Spira .....	D13/171
5,892,192	A *	4/1999	Ishiguro et al. ....	200/5 R	D566,052	S *	4/2008	Ochs et al. ....	D13/170
6,207,913	B1 *	3/2001	Nakajima et al. ....	200/314	7,595,722	B2 *	9/2009	Heimermann et al. ....	340/461
6,420,669	B1 *	7/2002	Shenker et al. ....	200/339	D603,809	S	11/2009	Mathew et al.	
6,750,407	B2 *	6/2004	Song et al. ....	200/5 A	2007/0051606	A1 *	3/2007	Sallam et al. ....	200/336
6,774,328	B2 *	8/2004	Adams et al. ....	200/329	2007/0272532	A1 *	11/2007	Pessina et al. ....	200/333

\* cited by examiner

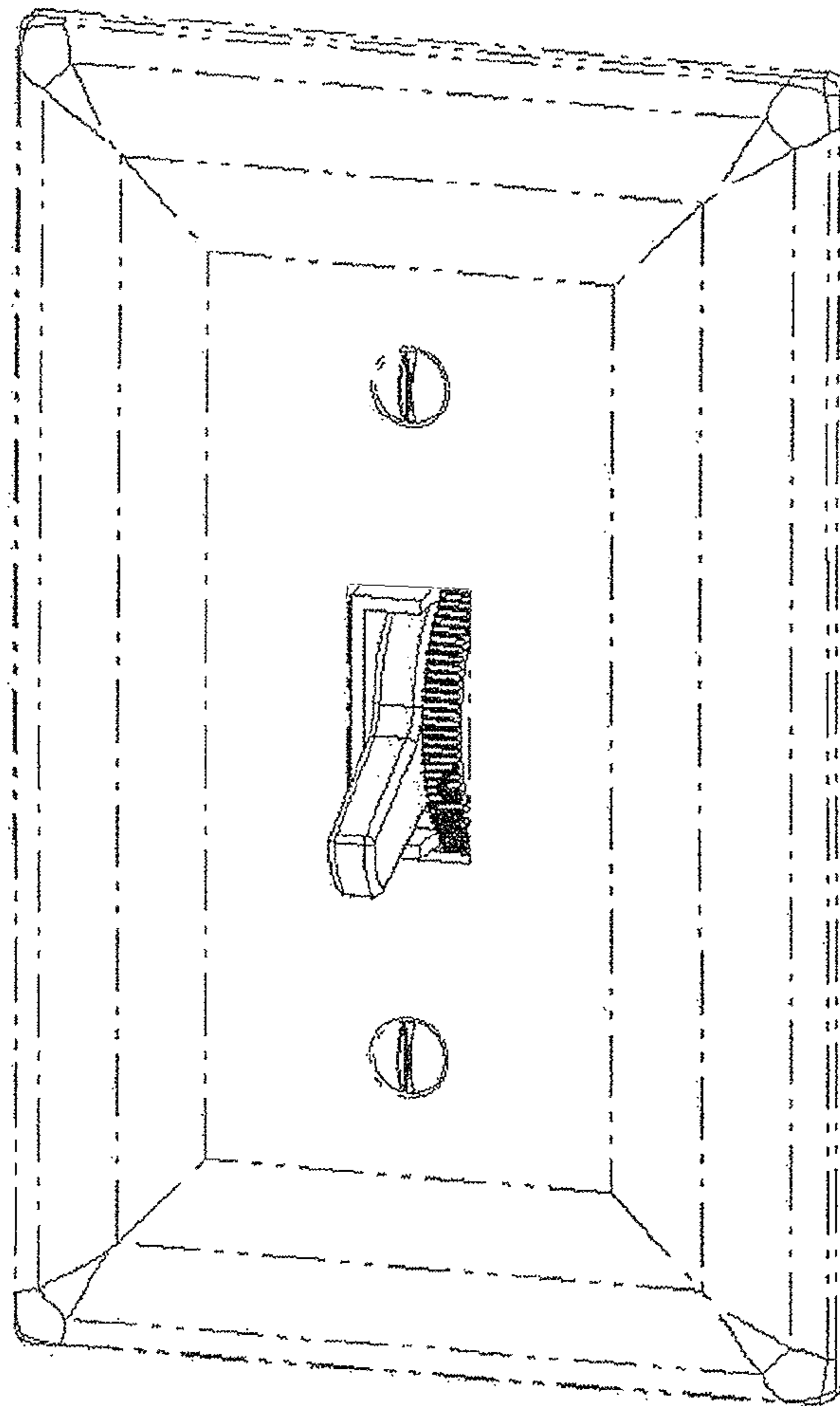


Fig. 1

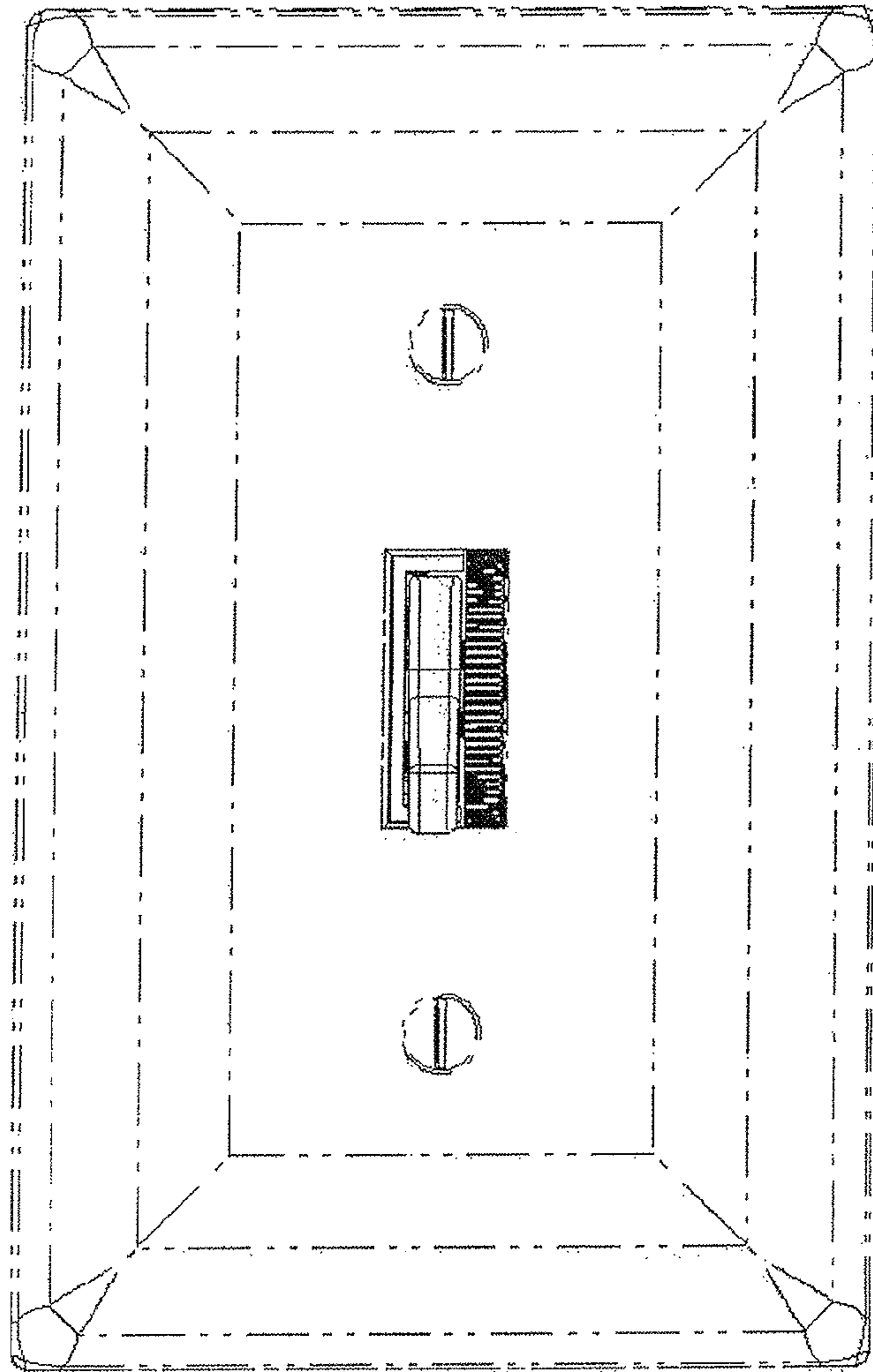


Fig. 2

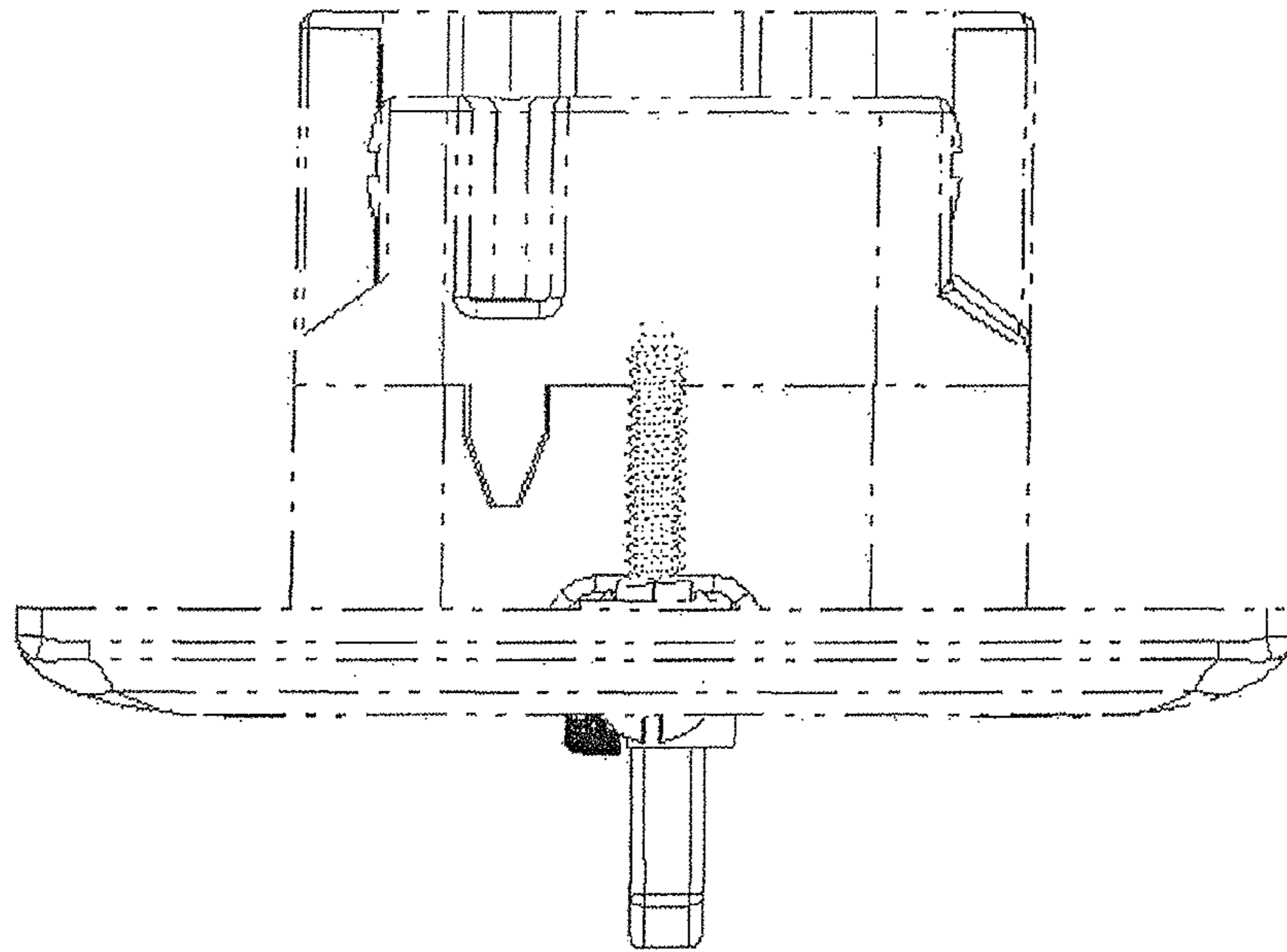


Fig. 3

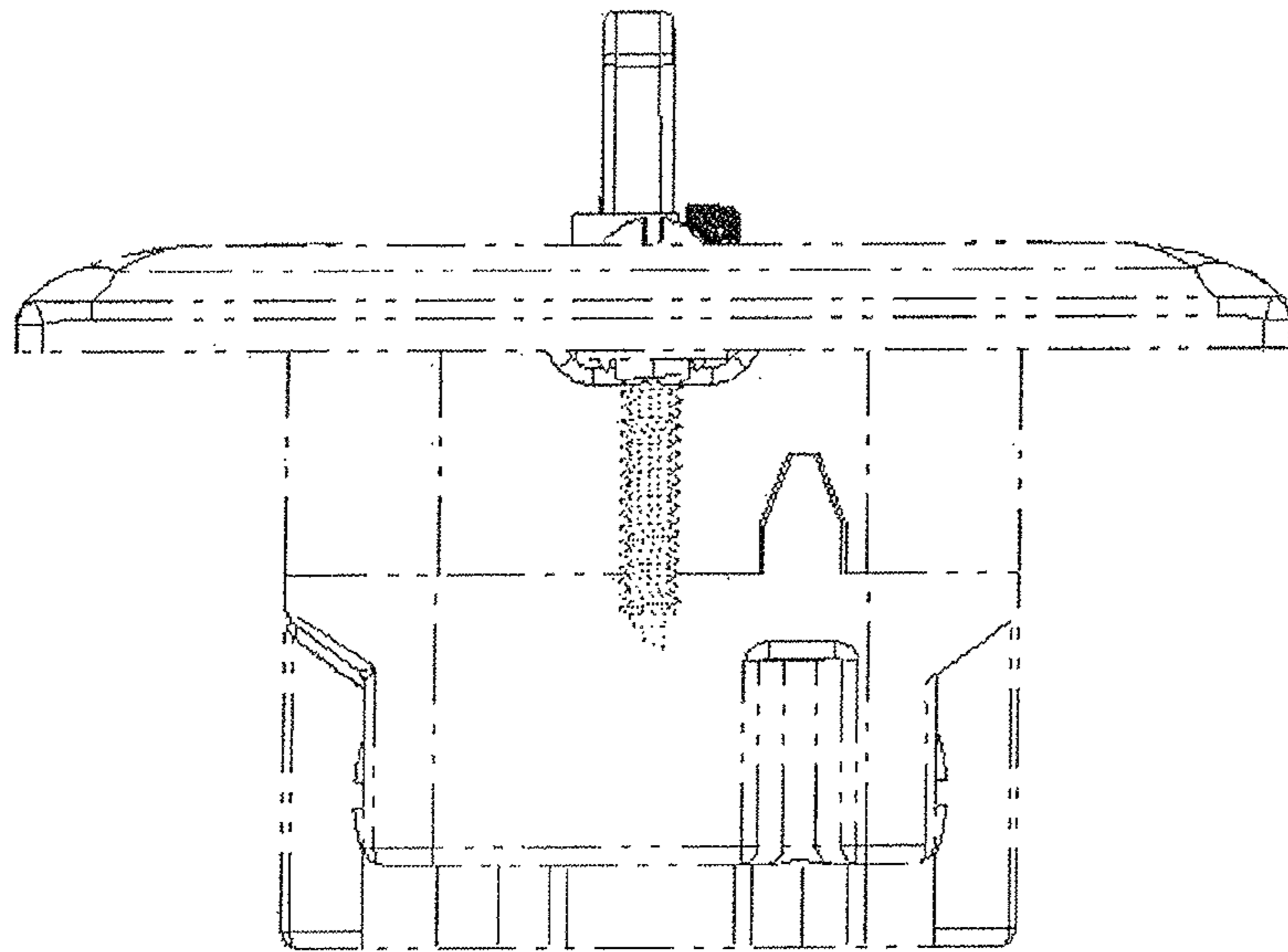


Fig. 4

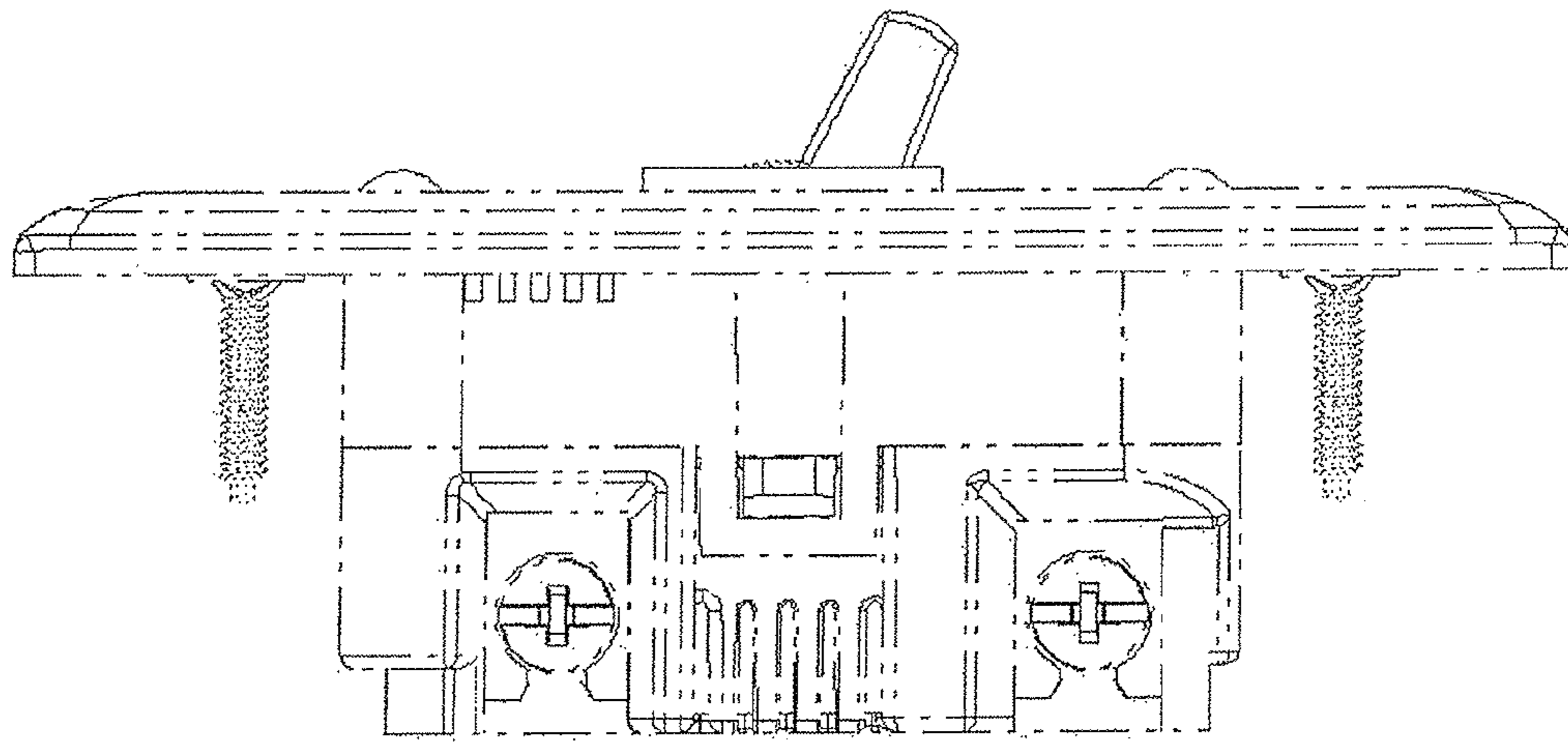


Fig. 5

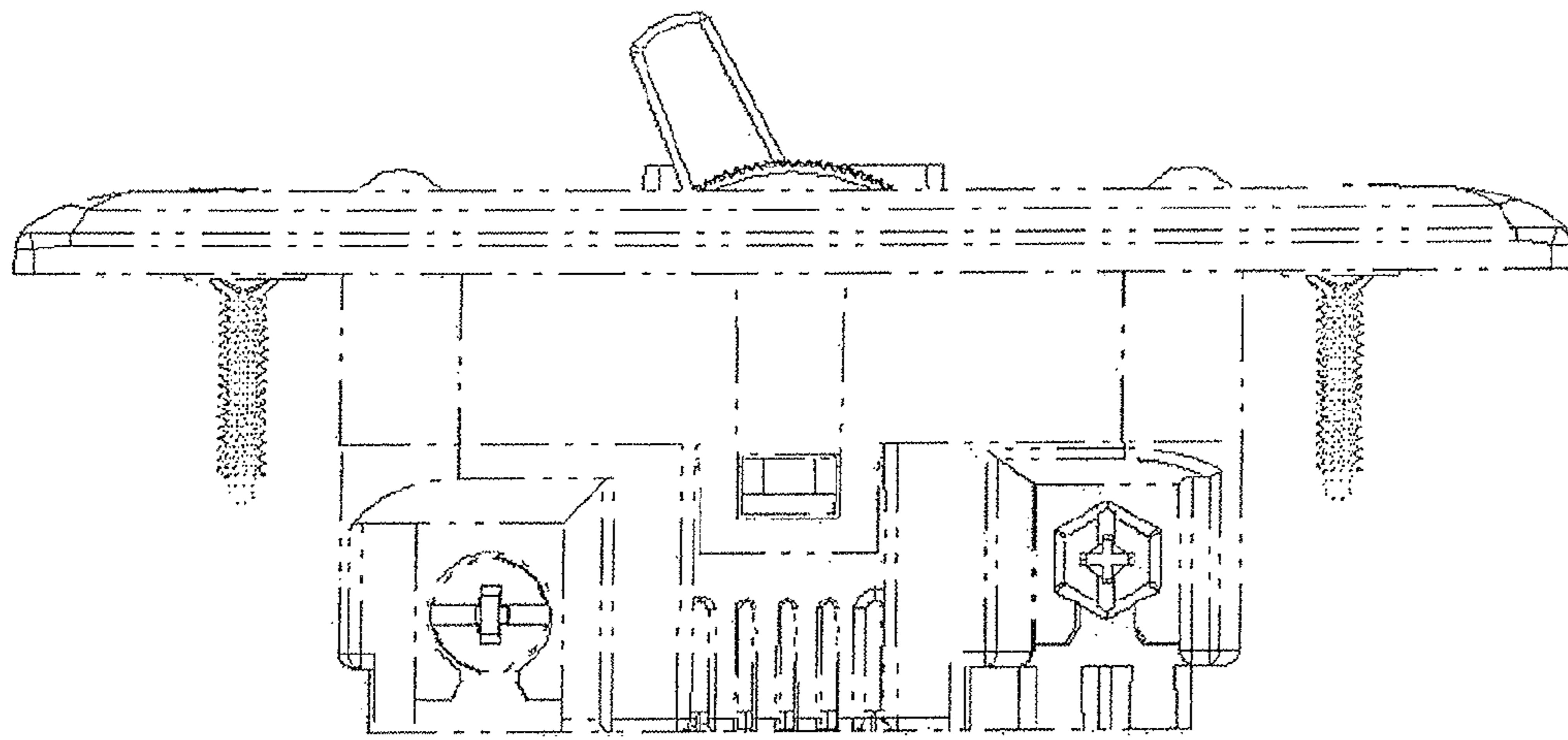


Fig. 6



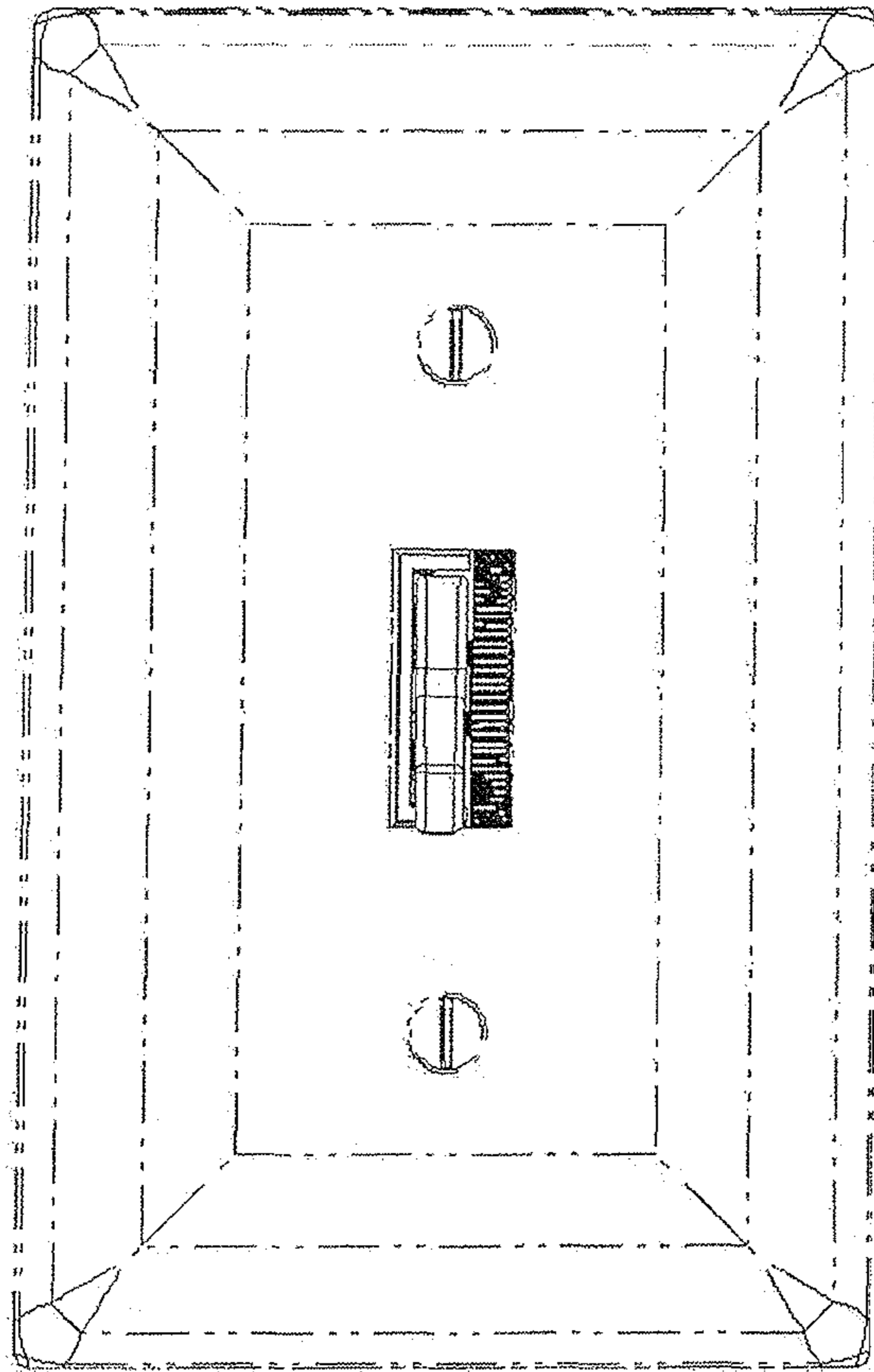


Fig. 7




Fig. 8