



US00D680969S

(12) **United States Design Patent**  
**Gross**

(10) **Patent No.:** **US D680,969 S**

(45) **Date of Patent:** **\*\* Apr. 30, 2013**

(54) **ASYMMETRICAL OVERSIZED CONDUIT SECTION**

(75) Inventor: **Scott Gross**, Ft. Worth, TX (US)

(73) Assignee: **Specialty Electrical, LLC**, Fort Worth, TX (US)

(\*\*) Term: **14 Years**

(21) Appl. No.: **29/413,838**

(22) Filed: **Feb. 21, 2012**

(51) **LOC (9) Cl.** ..... **13-03**

(52) **U.S. Cl.**  
USPC ..... **D13/155**

(58) **Field of Classification Search** ..... D13/155,  
D13/133, 146, 149, 151, 153, 154, 156, 184,  
D13/199; D8/349, 354, 356, 394, 396, 397;  
D23/262; 174/145, 154, 158 R; 439/709,  
439/724, 798, 810, 811, 814; D15/148, 199  
See application file for complete search history.

(56) **References Cited**

U.S. PATENT DOCUMENTS

D248,955 S \* 8/1978 Kitson ..... D15/148  
D260,145 S \* 8/1981 Miyamoto ..... D13/155  
D262,353 S \* 12/1981 Kitson ..... D8/356

D350,941 S \* 9/1994 Davis ..... D13/155  
D368,996 S \* 4/1996 Boyer ..... D32/32  
D432,006 S \* 10/2000 Hussaini ..... D8/397  
D443,863 S \* 6/2001 Maccarone et al. .... D13/155  
D457,142 S \* 5/2002 Chang ..... D13/155  
6,918,618 B2 \* 7/2005 Allouche ..... 285/404  
D551,926 S \* 10/2007 McCartney ..... D8/26  
D562,110 S \* 2/2008 Garcia ..... D8/343  
D622,016 S \* 8/2010 Hofmann-Kay et al. .... D32/32  
D633,872 S \* 3/2011 Shen et al. .... D13/155

\* cited by examiner

*Primary Examiner* — Derrick Holland

(74) *Attorney, Agent, or Firm* — Schultz & Associates, P.C.


(57) **CLAIM**


The ornamental design for an asymmetrical oversized conduit section, as shown and described.

**DESCRIPTION**

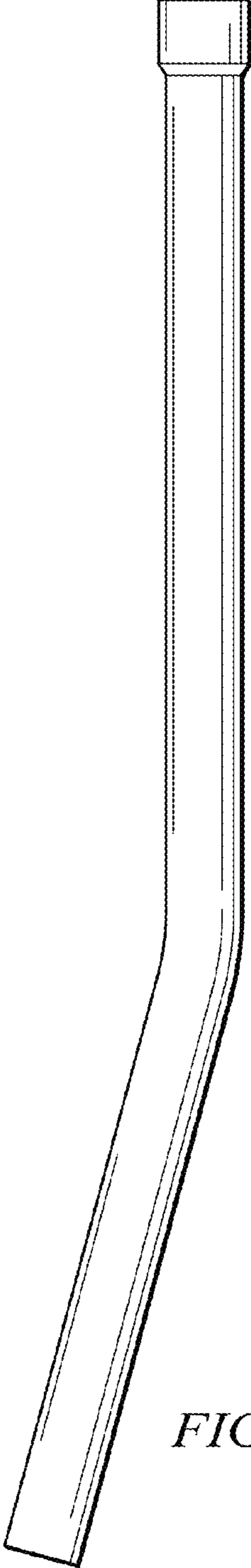
FIG. 1 is a perspective view of an asymmetrical oversized conduit section showing my new design;  
FIG. 2 is a side elevation view thereof;  
FIG. 3 is a front elevation view thereof;  
FIG. 4 is a rear elevation view thereof;  
FIG. 5 is a top plan view thereof; and,  
FIG. 6 is a bottom plan view thereof.  
The broken lines shown represent unclaimed subject matter and form no part of the claimed design.

**1 Claim, 2 Drawing Sheets**







*FIG. 1*



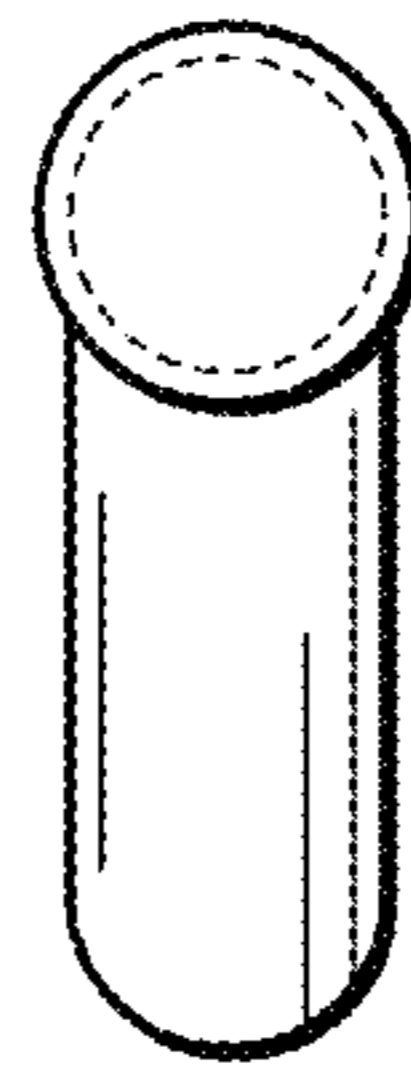
*FIG. 2*



*FIG. 3*



*FIG. 4*



*FIG. 5*



*FIG. 6*