



US00D680968S

(12) **United States Design Patent**
Gross

(10) **Patent No.:** **US D680,968 S**

(45) **Date of Patent:** **** *Apr. 30, 2013**

(54) **ASYMMETRICAL OVERSIZED CONDUIT SECTION**

(75) Inventor: **Scott Gross**, Ft. Worth, TX (US)

(73) Assignee: **Specialty Electrical, LLC**, Fort Worth, TX (US)

(*) Notice: This patent is subject to a terminal disclaimer.

(**) Term: **14 Years**

(21) Appl. No.: **29/413,836**

(22) Filed: **Feb. 21, 2012**

(51) **LOC (9) Cl.** **13-03**

(52) **U.S. Cl.**

USPC **D13/155**

(58) **Field of Classification Search** D13/155, D13/133, 146, 149, 151, 153, 154, 156, 184, D13/199; D8/349, 354, 356, 394, 396, 397; D23/262; 174/145, 154, 158 R; 439/709, 439/724, 798, 810, 811, 814; D15/148, 199
See application file for complete search history.

(56) **References Cited**

U.S. PATENT DOCUMENTS

D248,955 S * 8/1978 Kitson D15/148
D260,145 S * 8/1981 Miyamoto D13/155

D262,353 S * 12/1981 Kitson D8/356
D350,941 S * 9/1994 Davis D13/155
D368,996 S * 4/1996 Boyer D32/32
D432,006 S * 10/2000 Hussaini D8/397
D443,863 S * 6/2001 Maccarone et al. D13/155
D457,142 S * 5/2002 Chang D13/155
6,918,618 B2 * 7/2005 Allouche 285/404
D551,926 S * 10/2007 McCartney D8/26
D562,110 S * 2/2008 Garcia D8/343
D622,016 S * 8/2010 Hofmann-Kay et al. D32/32
D633,872 S * 3/2011 Shen et al. D13/155

* cited by examiner

Primary Examiner — Derrick Holland

(74) *Attorney, Agent, or Firm* — Schultz & Associates, P.C.

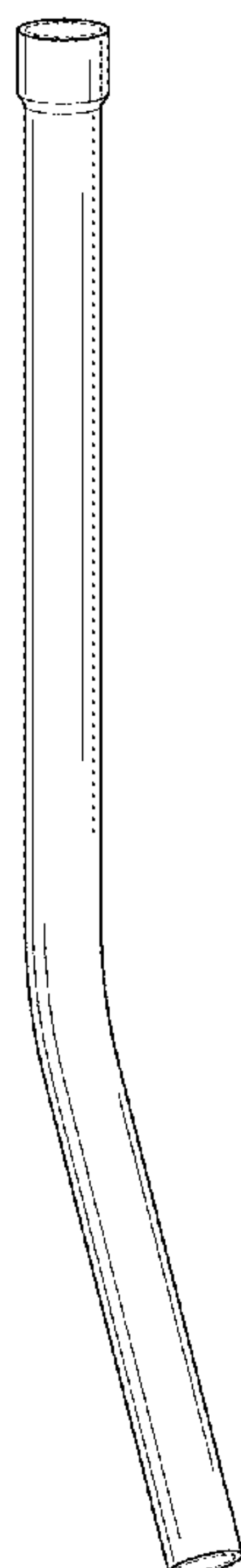
(57) **CLAIM**

The ornamental design for an asymmetrical oversized conduit section, as shown and described.

DESCRIPTION

FIG. 1 is a perspective view of an asymmetrical oversized conduit section showing my new design; FIG. 2 is a side elevation view thereof; FIG. 3 is a front elevation view thereof; FIG. 4 is a rear elevation view thereof; FIG. 5 is a top plan view thereof; and, FIG. 6 is a bottom plan view thereof. The broken lines shown represent unclaimed subject matter and form no part of the claimed design.

1 Claim, 2 Drawing Sheets



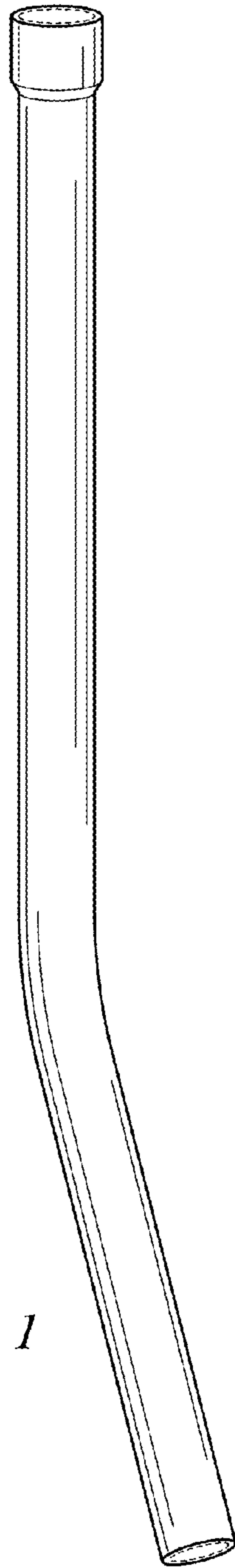


FIG. 1




FIG. 2




FIG. 3

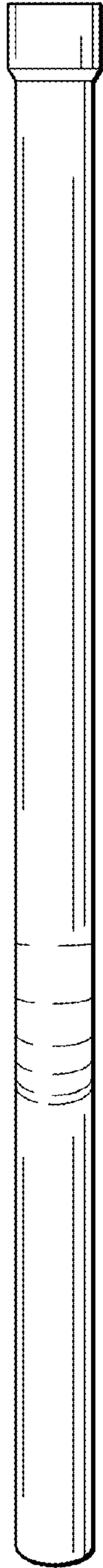


FIG. 4




FIG. 5



FIG. 6