



US00D680954S

(12) **United States Design Patent**
Ng

(10) **Patent No.:** **US D680,954 S**
(45) **Date of Patent:** **** Apr. 30, 2013**

(54) **ELECTRICAL PLUG**

(75) Inventor: **Ka Wai Ng**, Hong Kong (CN)

(73) Assignee: **Hallmark Cards, Incorporated**, Kansas City, MO (US)

(**) Term: **14 Years**

(21) Appl. No.: **29/386,489**

(22) Filed: **Mar. 1, 2011**

(51) **LOC (9) Cl.** **13-03**

(52) **U.S. Cl.**
USPC **D13/145**

(58) **Field of Classification Search** D13/133,
D13/146, 147, 154, 184, 199; 439/180, 226,
439/237, 246, 247, 248, 259, 278, 374, 378,
439/379, 381, 527, 529, 533, 611, 614, 753,
439/892, 894

See application file for complete search history.

(56) **References Cited**

U.S. PATENT DOCUMENTS

| | | | | | |
|-----------|------|---------|-----------------|-------|---------|
| 4,959,023 | A * | 9/1990 | Watanabe et al. | | 439/595 |
| 5,425,650 | A * | 6/1995 | Maeda | | 439/374 |
| D439,885 | S * | 4/2001 | Ushio | | D13/147 |
| D464,321 | S * | 10/2002 | Chen | | D13/147 |
| 6,863,549 | B2 * | 3/2005 | Brunker et al. | | 439/108 |
| D584,229 | S * | 1/2009 | Yang et al. | | D13/146 |

OTHER PUBLICATIONS

Avertising signage and photographs of a product released in 2009 called Caroling Cottages.

Excerpts of a 2009 catalog illustrating Caroling Cottages product.

Artwork from which hangtags were made in 2009 on the Caroling Cottages product.

* cited by examiner

Primary Examiner — Daniel Bui

(74) *Attorney, Agent, or Firm* — Shook, Hardy & Bacon L.L.P.

(57) **CLAIM**

The ornamental design for an electrical plug, as shown and described.

DESCRIPTION

FIG. 1 is a bottom, right perspective view of an electrical plug showing my invention;

FIG. 2 is a top, left perspective view thereof; and,

FIG. 3 is a front side elevation view thereof.

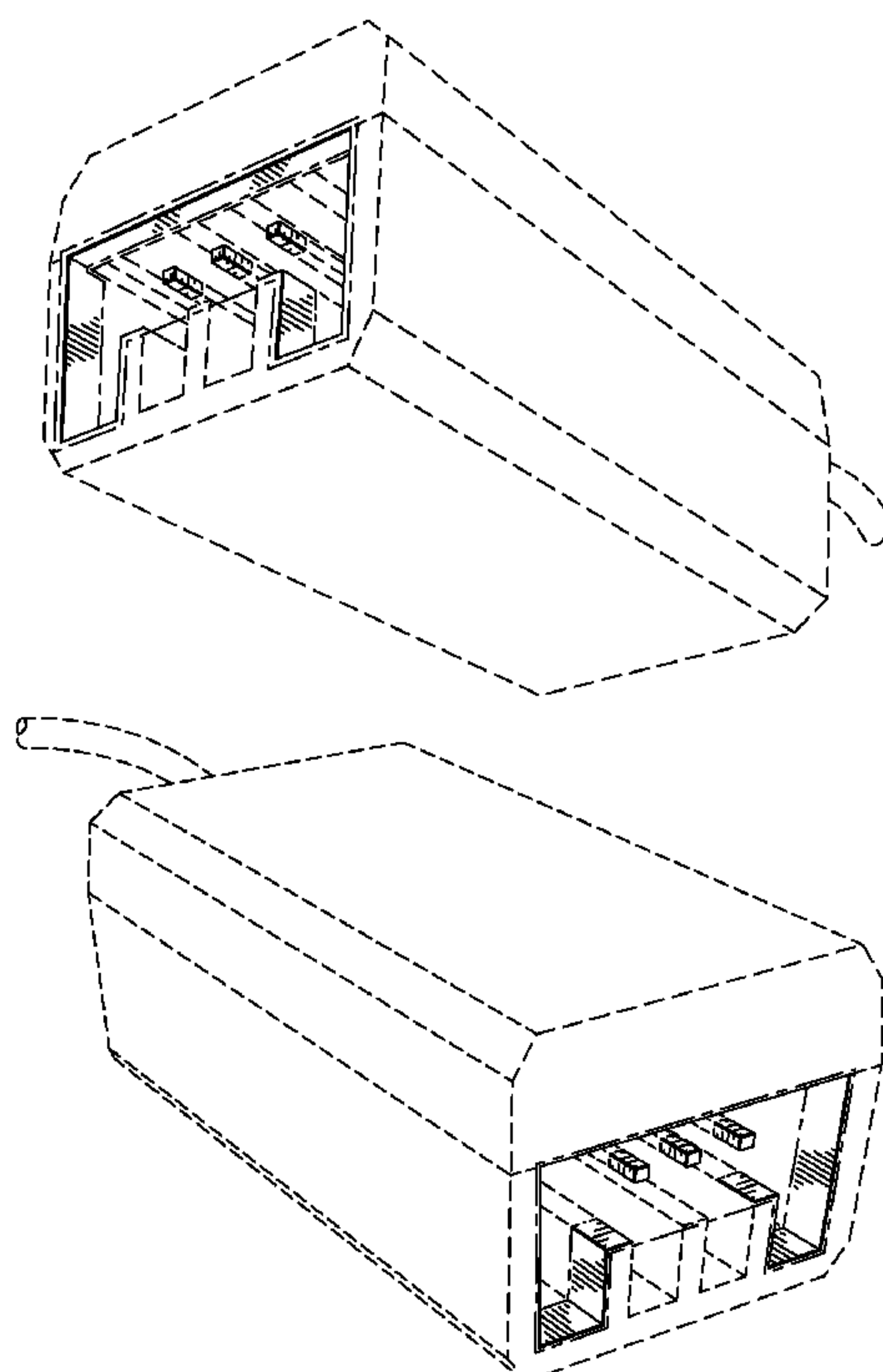
Top and bottom plan views, a rear view, and left and right side elevation views have been omitted as they do not form a portion of the claimed design.

The evenly spaced broken lines shown in the drawings are directed to environment, are for informational purposes only, and form no part of the claimed design.

The long and short broken lines are boundary lines which define the bounds of the claimed design. These boundaries do not exist in reality in the article embodying the design. It is understood that the claimed design extends to these boundaries but does not include the boundaries.

The surface shading lines on the claimed portion are provided only to indicate the character and/or any contour or curvature of the surfaces. They do not indicate color, texture, markings that actually exist thereon, indicia, graphic representations, surface treatment, or any other ornamentation applied to the article.

1 Claim, 2 Drawing Sheets



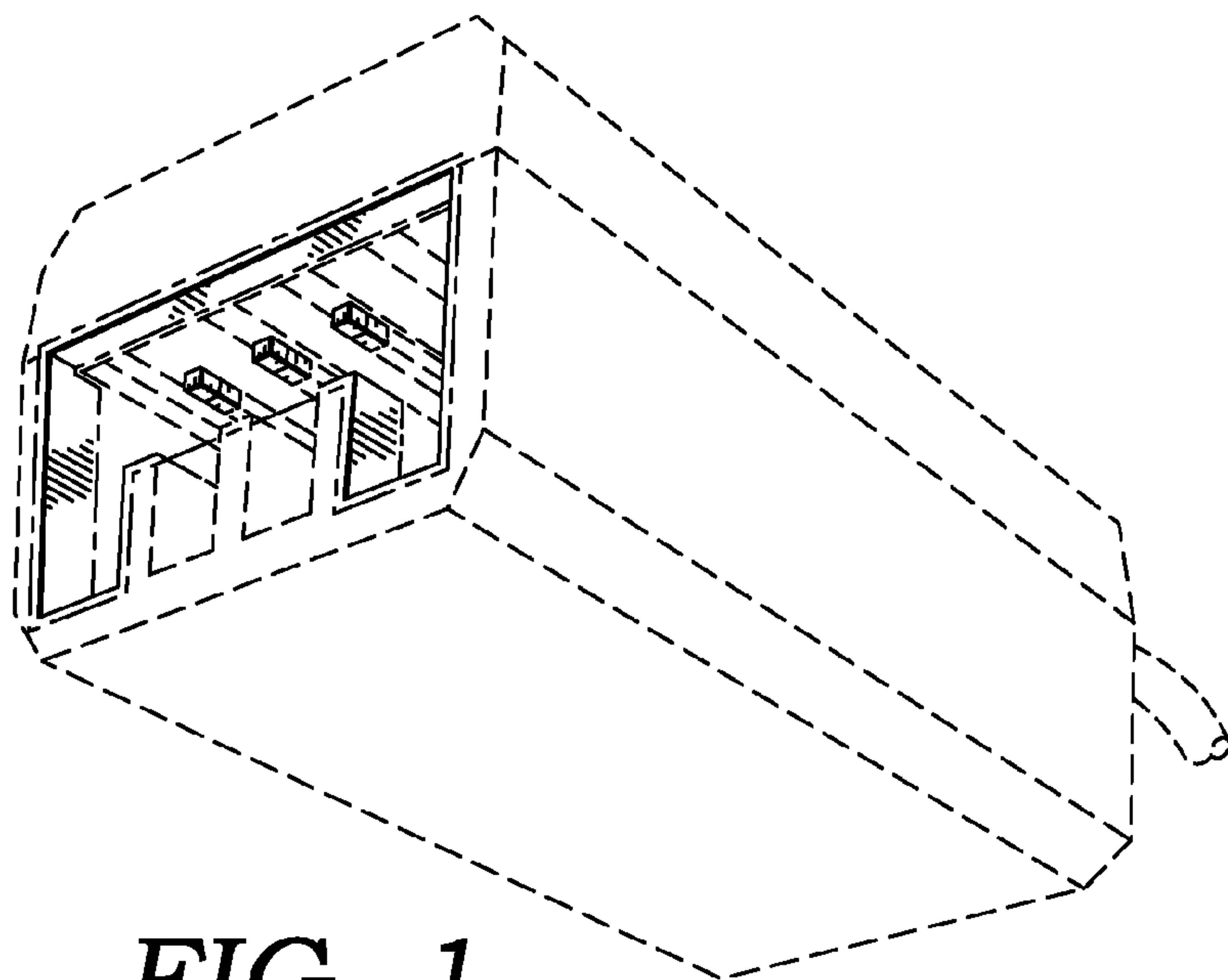


FIG. 1.

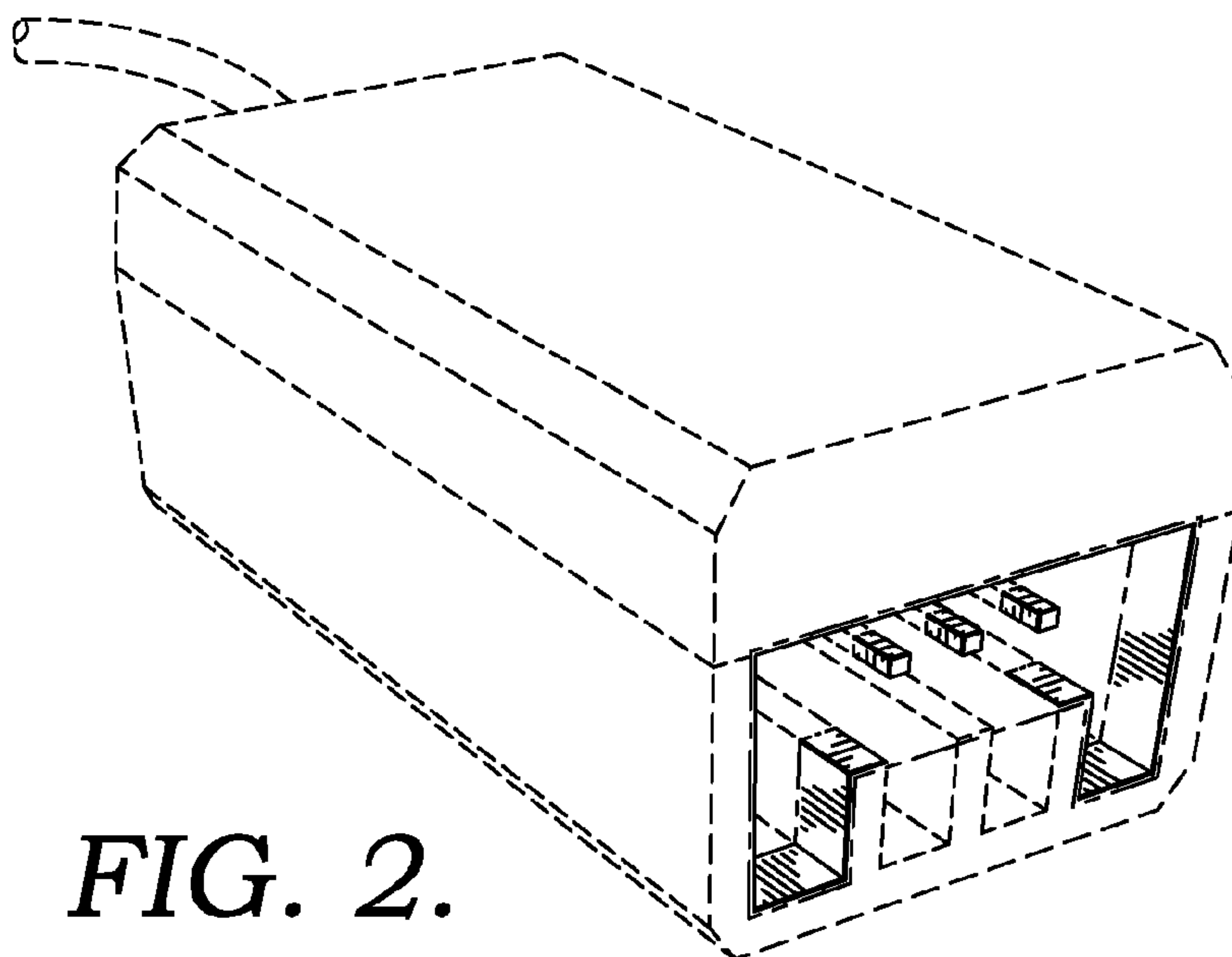


FIG. 2.

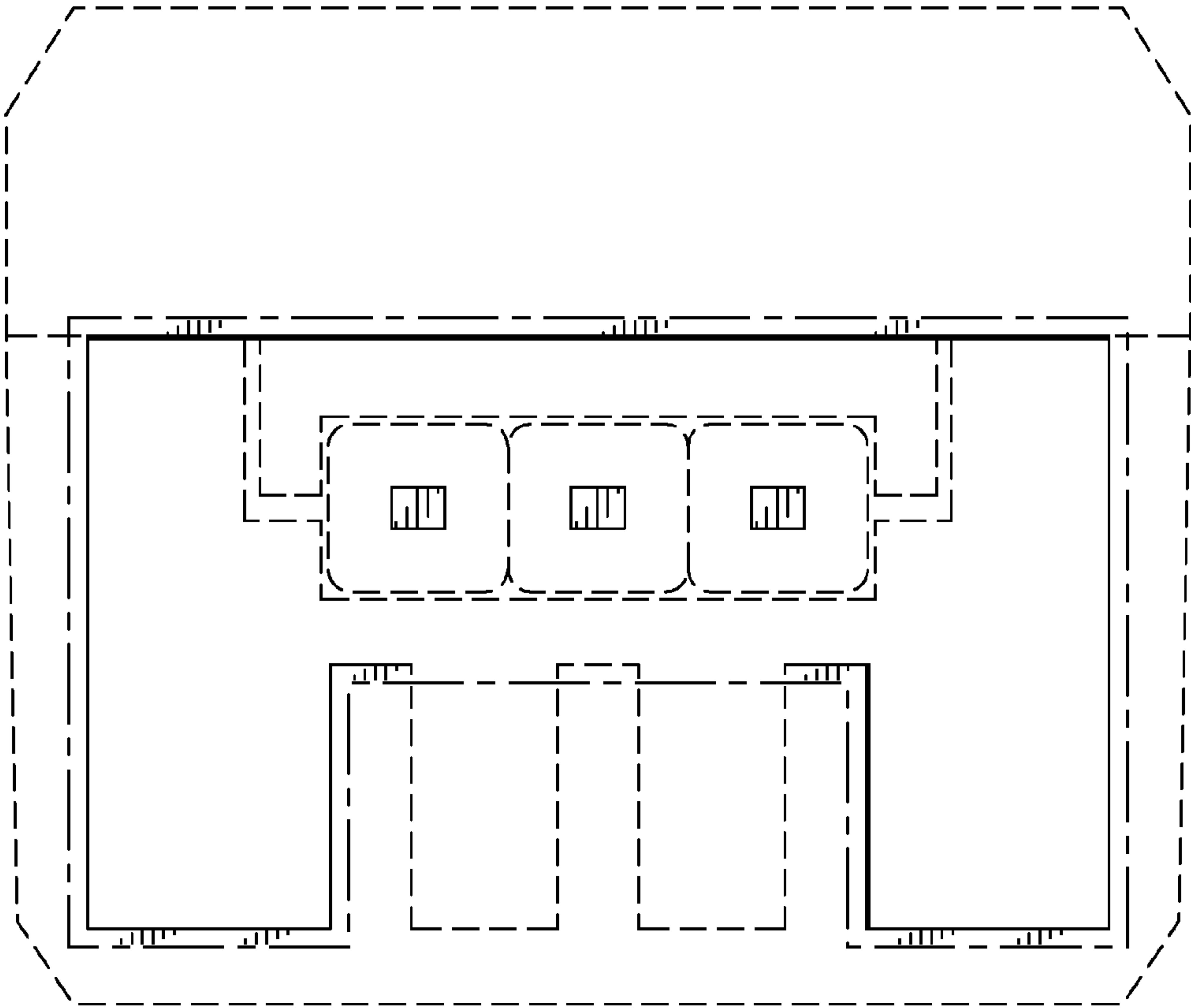


FIG. 3.