



US00D680945S

(12) **United States Design Patent**
Ikeki

(10) **Patent No.:** **US D680,945 S**
(45) **Date of Patent:** **** Apr. 30, 2013**

- (54) **TIRE FOR AUTOMOBILE**
- (71) Applicant: **Sumitomo Rubber Industries, Ltd.**,
Kobe (JP)
- (72) Inventor: **Shigetaka Ikeki**, Kobe (JP)
- (73) Assignee: **Sumitomo Rubber Industries, Ltd.**,
Kobe (JP)
- (**) Term: **14 Years**
- (21) Appl. No.: **29/441,658**
- (22) Filed: **Jan. 8, 2013**
- (51) **LOC (9) Cl.** **12-15**
- (52) **U.S. Cl.**
USPC **D12/563**
- (58) **Field of Classification Search** D12/533-567,
D12/900-901, 570, 599; 152/209.1-209.9,
152/209.11-209.19, 209.21-209.28, 455
See application file for complete search history.

D472,201 S *	3/2003	Heinen	D12/558
D487,248 S *	3/2004	Taniguchi	D12/535
D495,990 S *	9/2004	Graas	D12/563
D505,111 S *	5/2005	Allison et al.	D12/563
D516,998 S *	3/2006	Wang et al.	D12/563
D547,260 S *	7/2007	Takeuchi	D12/563
D556,121 S *	11/2007	Shondel	D12/563
D593,935 S *	6/2009	Niwa et al.	D12/563
D647,031 S *	10/2011	Kobayashi	D12/563

FOREIGN PATENT DOCUMENTS

EM 001629668-0001 11/2009

* cited by examiner

Primary Examiner — Stacia Cadmus

(74) *Attorney, Agent, or Firm* — Birch, Stewart, Kolasch & Birch, LLP

(57) **CLAIM**

The ornamental design for a tire for automobile, as shown and described.

DESCRIPTION

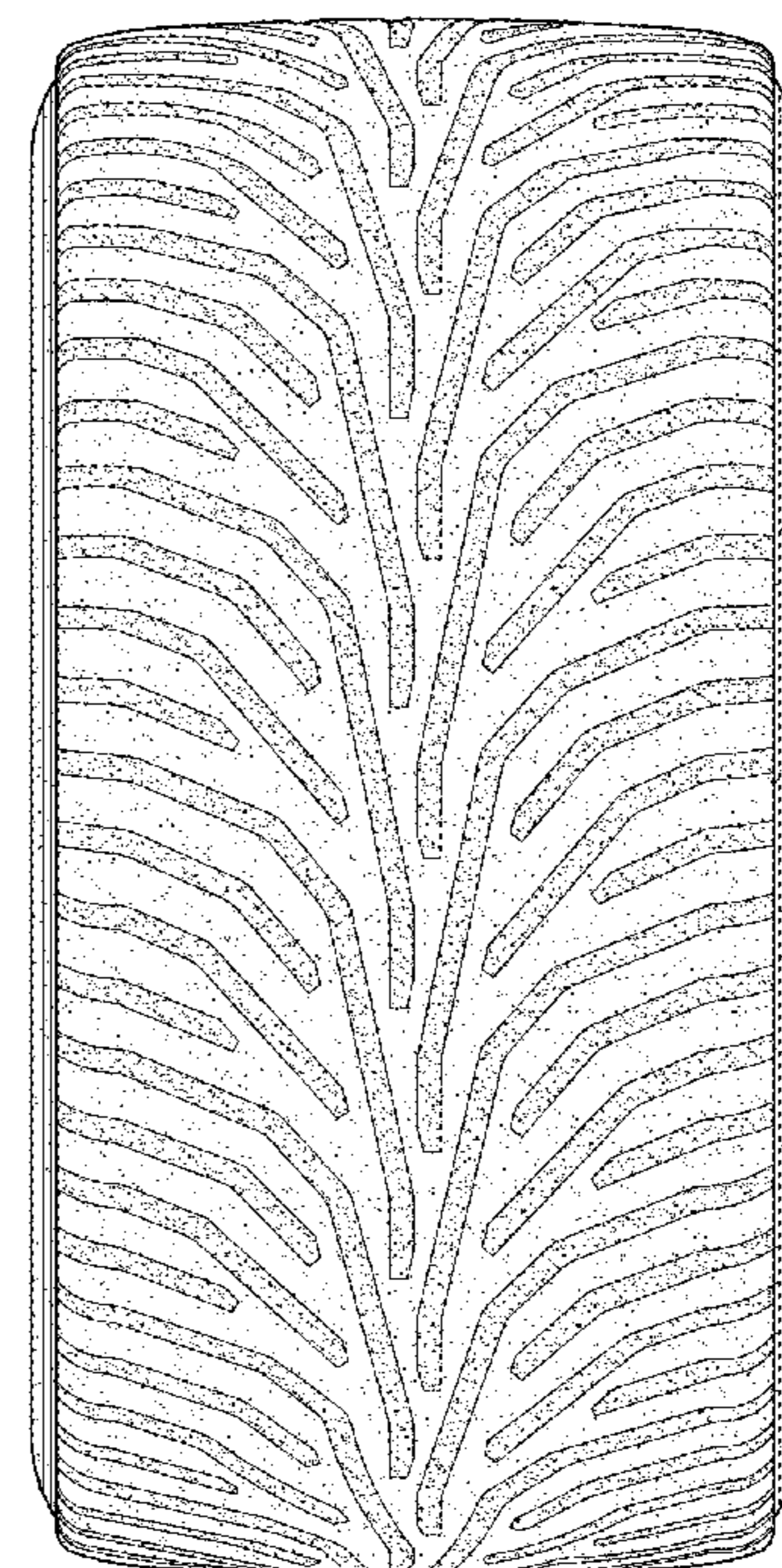
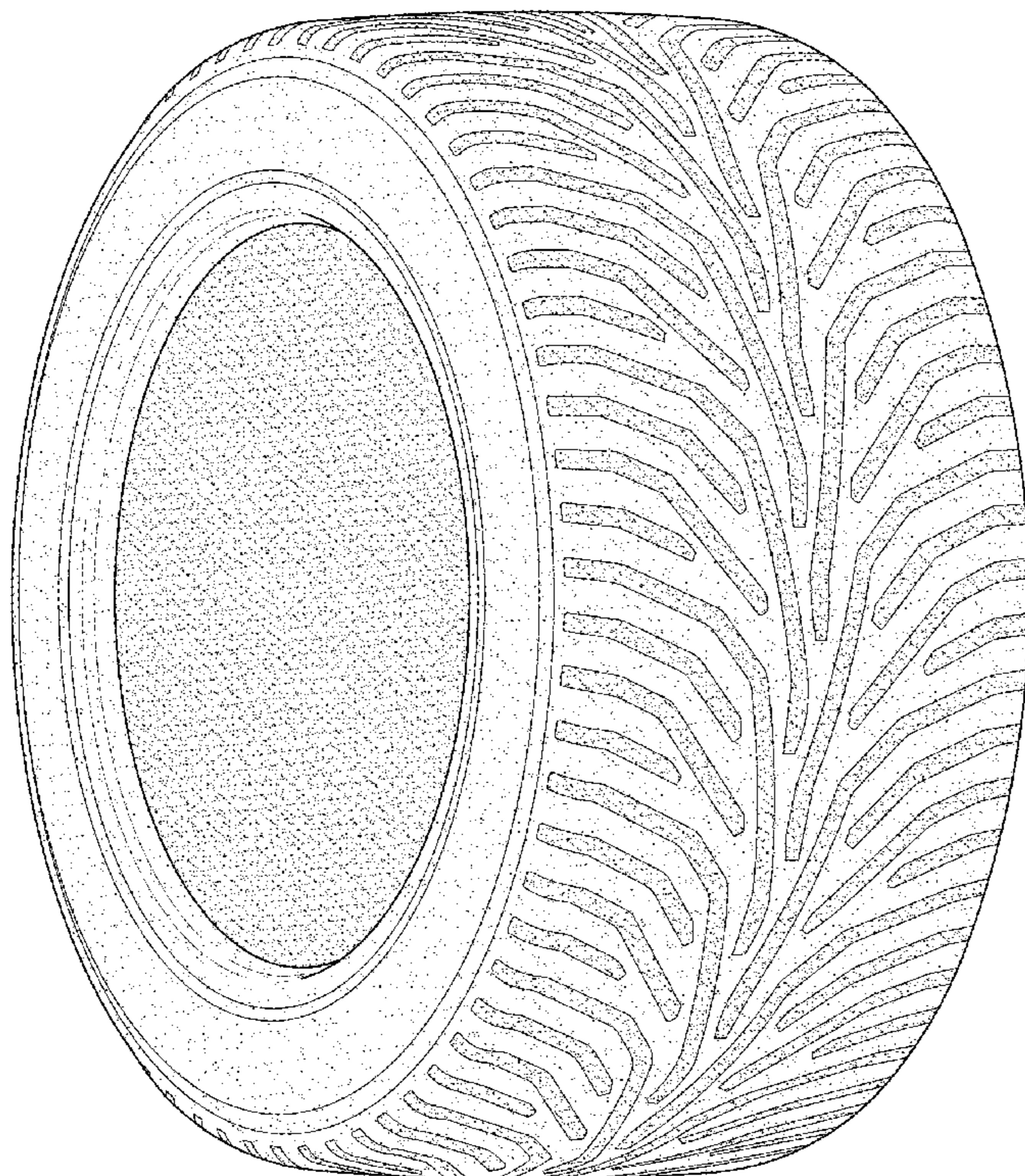
FIG. 1 is a left perspective view of a tire for automobile showing my new design;
 FIG. 2 is a front view thereof;
 FIG. 3 is a rear view thereof;
 FIG. 4 is a left side view thereof; and,
 FIG. 5 is a partial enlarged view of FIG. 2.
 The top view and the bottom view are the same as the front view. The right side view is the same as the left side view.

1 Claim, 5 Drawing Sheets

(56) **References Cited**

U.S. PATENT DOCUMENTS

D346,351 S *	4/1994	Suzuki	D12/535
D354,261 S *	1/1995	Graas	D12/566
D370,880 S *	6/1996	Graas	D12/563
D420,312 S *	2/2000	Hara	D12/535
D426,855 S *	6/2000	Niwa et al.	D12/563
D471,152 S *	3/2003	Graas et al.	D12/563



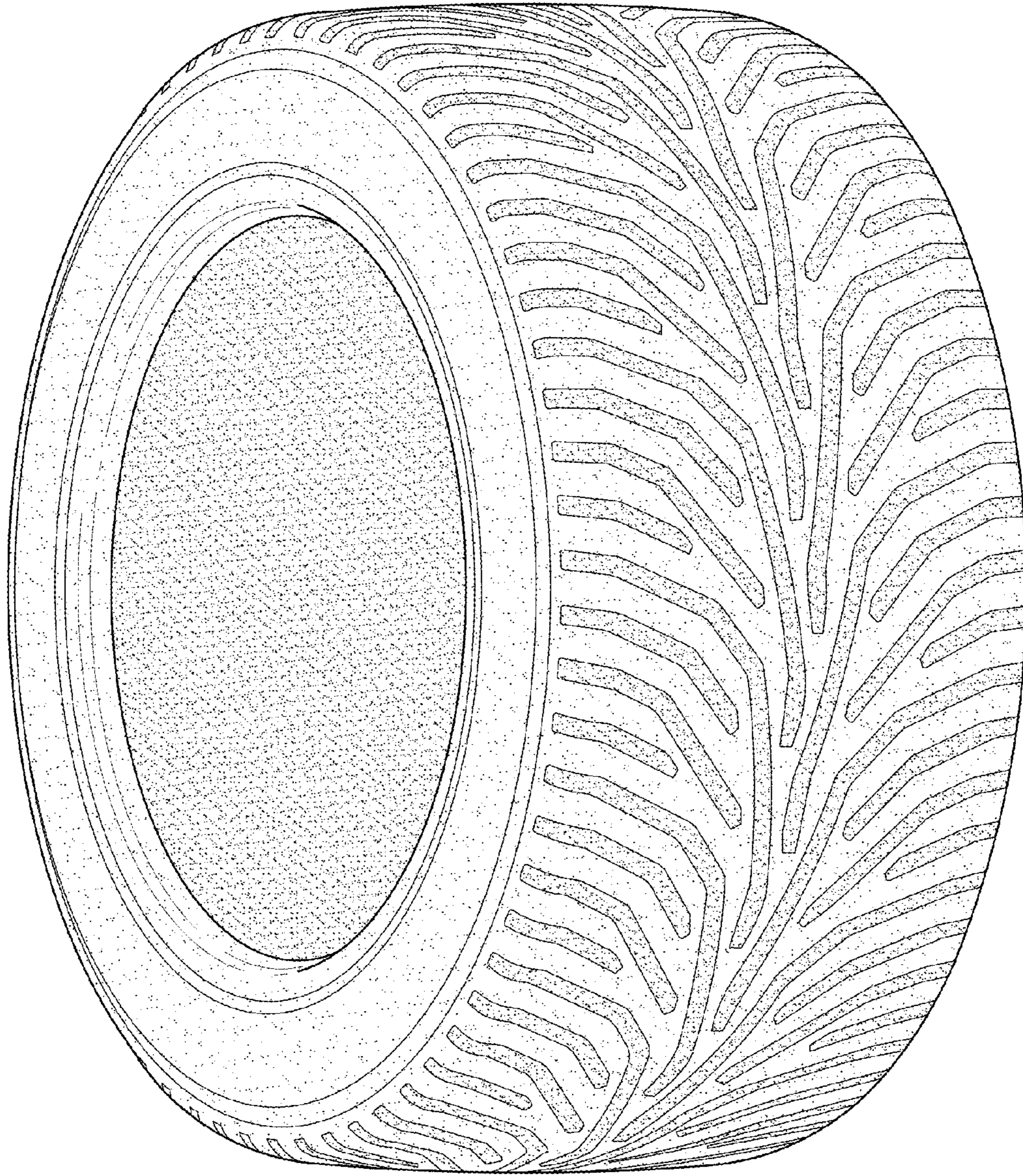


FIG. 1




FIG.2




FIG.3

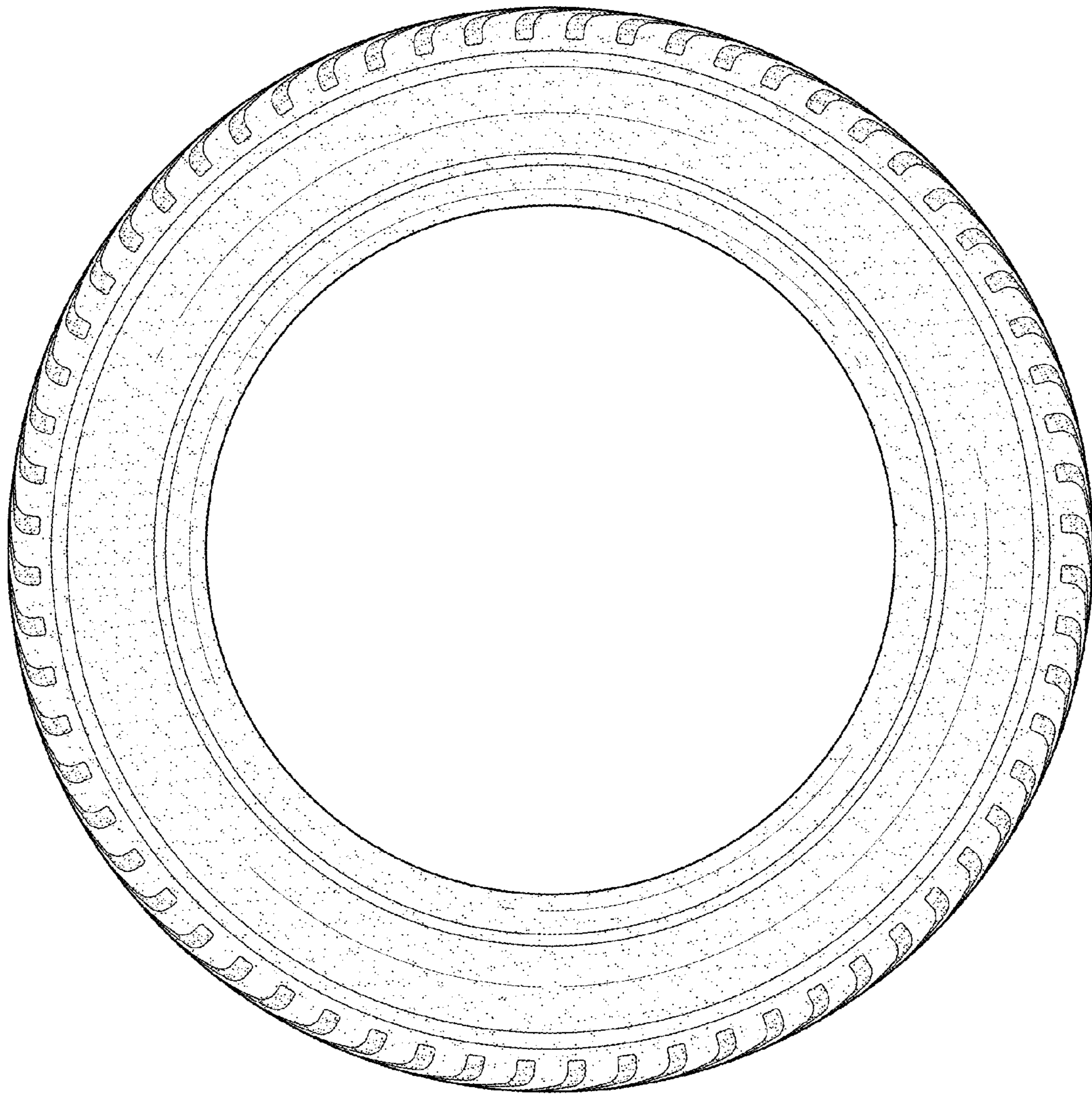


FIG.4




FIG. 5