



US00D680941S

(12) **United States Design Patent**
Deppen

(10) **Patent No.:** **US D680,941 S**

(45) **Date of Patent:** **** Apr. 30, 2013**

(54) **GRIP PORTION OF A PADDLE BOARD PADDLE**

6,328,617 B1 * 12/2001 Gunnell 440/101
6,419,601 B1 * 7/2002 Kenner 473/552
7,296,921 B2 * 11/2007 Browne et al. 366/129

(76) Inventor: **Timothy A Deppen**, Sanford, FL (US)

* cited by examiner

(**) Term: **14 Years**

Primary Examiner — Janice Seeger

Assistant Examiner — Martie K Holtje

(21) Appl. No.: **29/429,579**

(74) *Attorney, Agent, or Firm* — William M. Hobby, III

(22) Filed: **Aug. 14, 2012**

(57) **CLAIM**

(51) **LOC (9) Cl.** **12-06**

The ornamental design for a grip portion of a paddle board paddle, as shown and described.

(52) **U.S. Cl.**

USPC **D12/215**

(58) **Field of Classification Search** D12/215,
D12/300, 302, 317; D8/1, 10, 11, 12, 300,
D8/303; 440/101, 102, 104; 416/70 R, 72;
294/49, 57, 58; 16/421; 74/543, 551.1, 551.9;
473/549, 552

See application file for complete search history.

DESCRIPTION

(56) **References Cited**

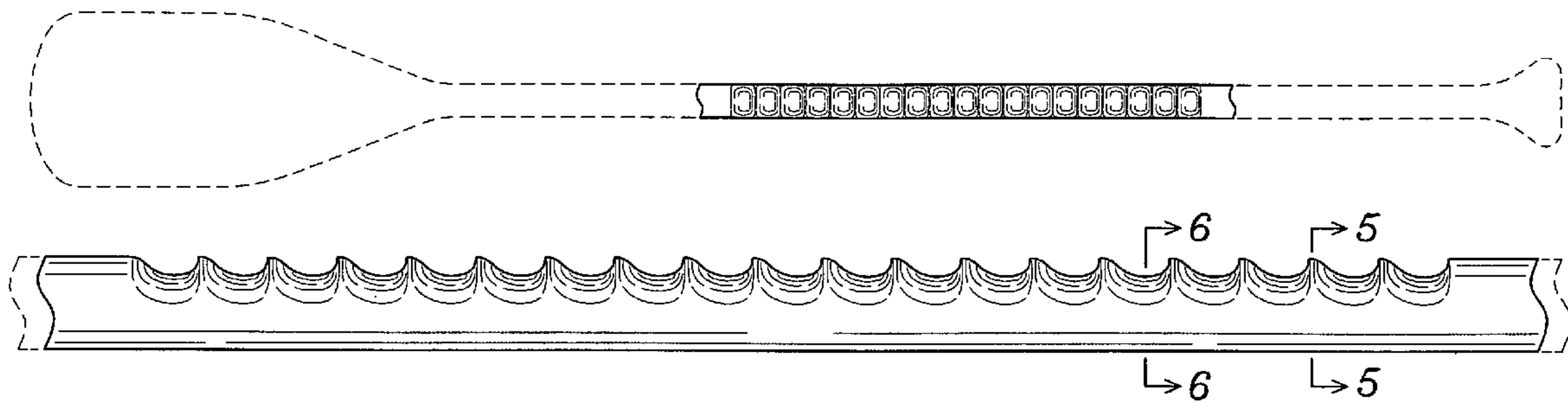
U.S. PATENT DOCUMENTS

| | | | | | |
|-----------|-----|---------|----------------|-------|----------|
| 3,016,763 | A * | 1/1962 | Albert | | 74/551.9 |
| 3,677,216 | A * | 7/1972 | Gentemann | | 440/102 |
| 4,890,355 | A * | 1/1990 | Schulten | | 16/421 |
| D326,127 | S * | 5/1992 | Rink | | D8/303 |
| 5,190,267 | A * | 3/1993 | Schmitt et al. | | 256/59 |
| 5,387,143 | A * | 2/1995 | Pitman | | 440/101 |
| 5,584,096 | A * | 12/1996 | Aurora | | 16/421 |

FIG. 1 is a top plan view of a grip portion of a paddle board paddle showing my new design;
FIG. 2 is a top plan view thereof, drawn to an enlarged scale;
FIG. 3 is a left side elevational view of FIG. 2, the right side being a mirror image thereof;
FIG. 4 is a bottom plan view of FIG. 2;
FIG. 5 is a cross-sectional view taken in the direction of arrows 5-5 in FIG. 3; and,
FIG. 6 is a cross-sectional view taken in the direction of arrows 6-6 in FIG. 3.

The broken lines in FIGS. 1 through 4 are shown for the purpose of illustrating portions of the grip portion of a paddle board paddle that form no part of the claimed design.

1 Claim, 1 Drawing Sheet



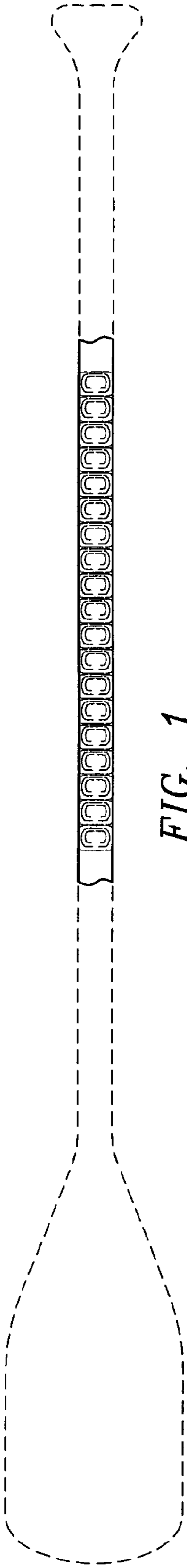


FIG. 1




FIG. 2

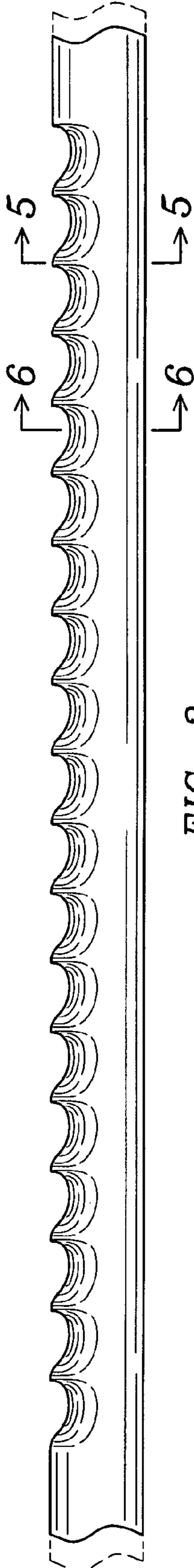


FIG. 3




FIG. 4

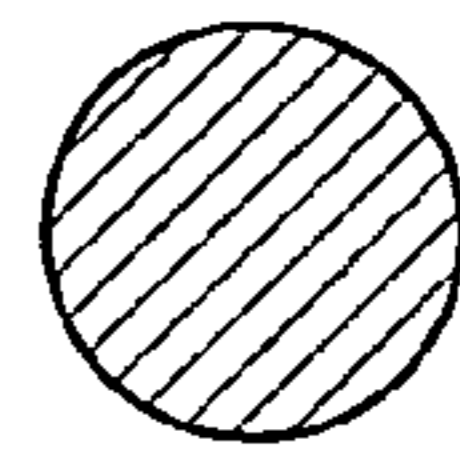


FIG. 5

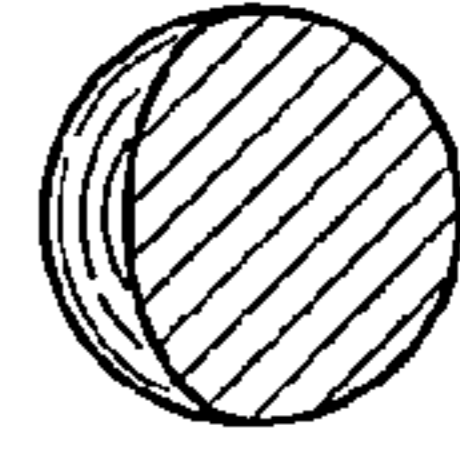


FIG. 6