



US00D680940S

(12) **United States Design Patent**
Hale, Jr.

(10) **Patent No.:** **US D680,940 S**

(45) **Date of Patent:** **** Apr. 30, 2013**

- (54) **VEHICLE-WHEEL FRONT FACE**
- (71) Applicant: **Mobile Hi-Tech Wheels**, Rancho Dominguez, CA (US)
- (72) Inventor: **Arthur D. Hale, Jr.**, Long Beach, CA (US)
- (73) Assignee: **Mobile Hi-Tech Wheels**, Rancho Dominguez, CA (US)
- (**) Term: **14 Years**
- (21) Appl. No.: **29/435,820**
- (22) Filed: **Oct. 29, 2012**
- (51) **LOC (9) Cl.** **12-16**
- (52) **U.S. Cl.**
USPC **D12/211**
- (58) **Field of Classification Search** D12/204-213;
301/37.101, 64.101, 65, 64.201
See application file for complete search history.

- D639,222 S * 6/2011 Johnson D12/209
- D644,156 S * 8/2011 Johnson D12/209
- D659,064 S * 5/2012 Johnson D12/209
- D659,067 S * 5/2012 Lee D12/209
- D659,069 S * 5/2012 Johnson D12/211
- D671,483 S * 11/2012 Chung D12/211

* cited by examiner

Primary Examiner — Stacia Cadmus

(74) *Attorney, Agent, or Firm* — Christie, Parker & Hale, LLP

(57) **CLAIM**

The ornamental design for vehicle-wheel front face, as shown and described.

DESCRIPTION

FIG. 1 is a perspective view of a vehicle-wheel front face according to my new design;
 FIG. 2 is a front elevational view thereof; and,
 FIG. 3 is a side elevational view thereof.
 The broken line showing of the rear of the wheel and the round elements around the lip of the rim is included for the purpose of illustrating environment and forms no part of the claimed design.

1 Claim, 3 Drawing Sheets

- (56) **References Cited**

U.S. PATENT DOCUMENTS
D625,241 S * 10/2010 Zhao D12/211
D629,347 S * 12/2010 Kim D12/211

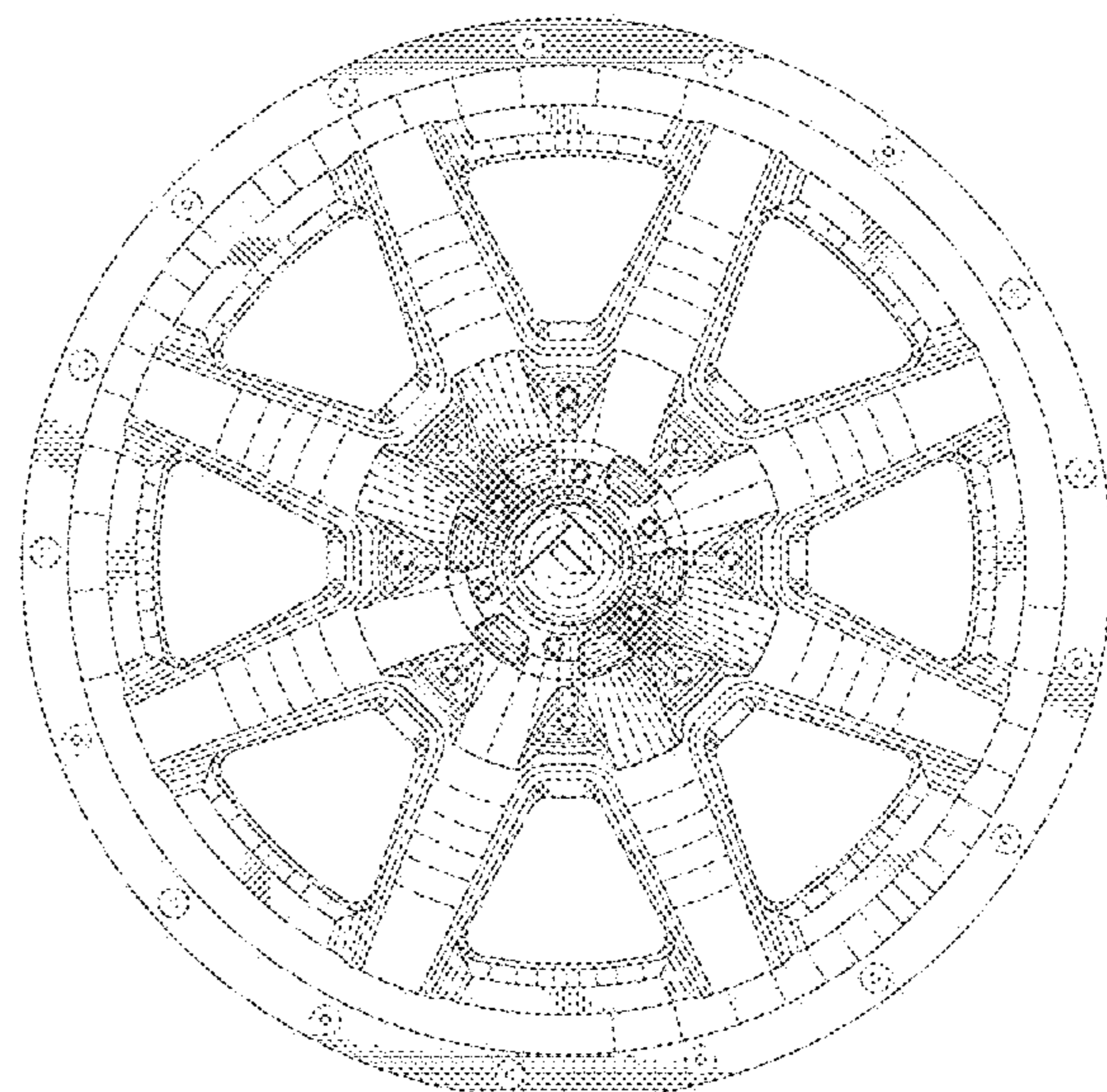
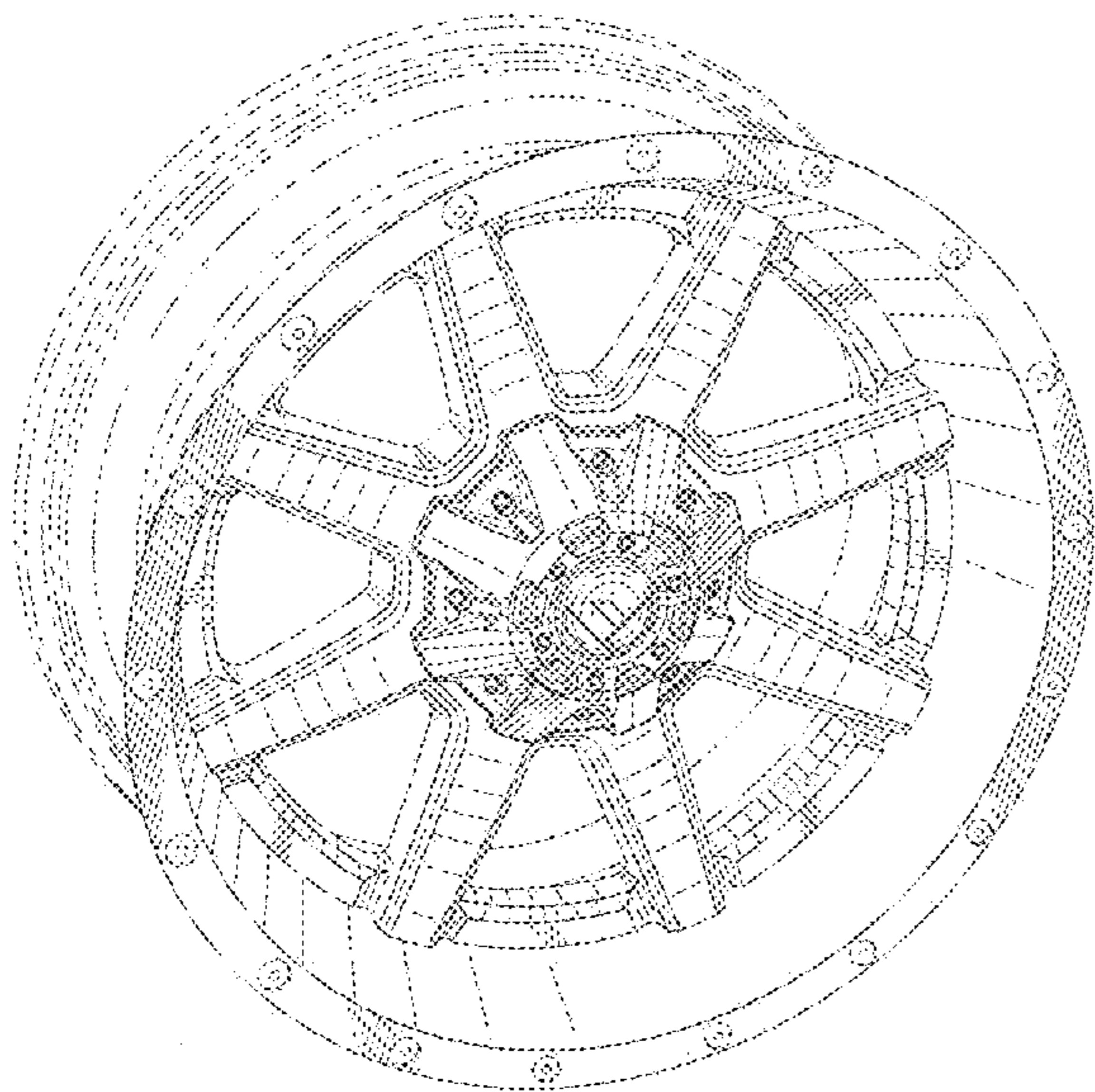


FIG. 1

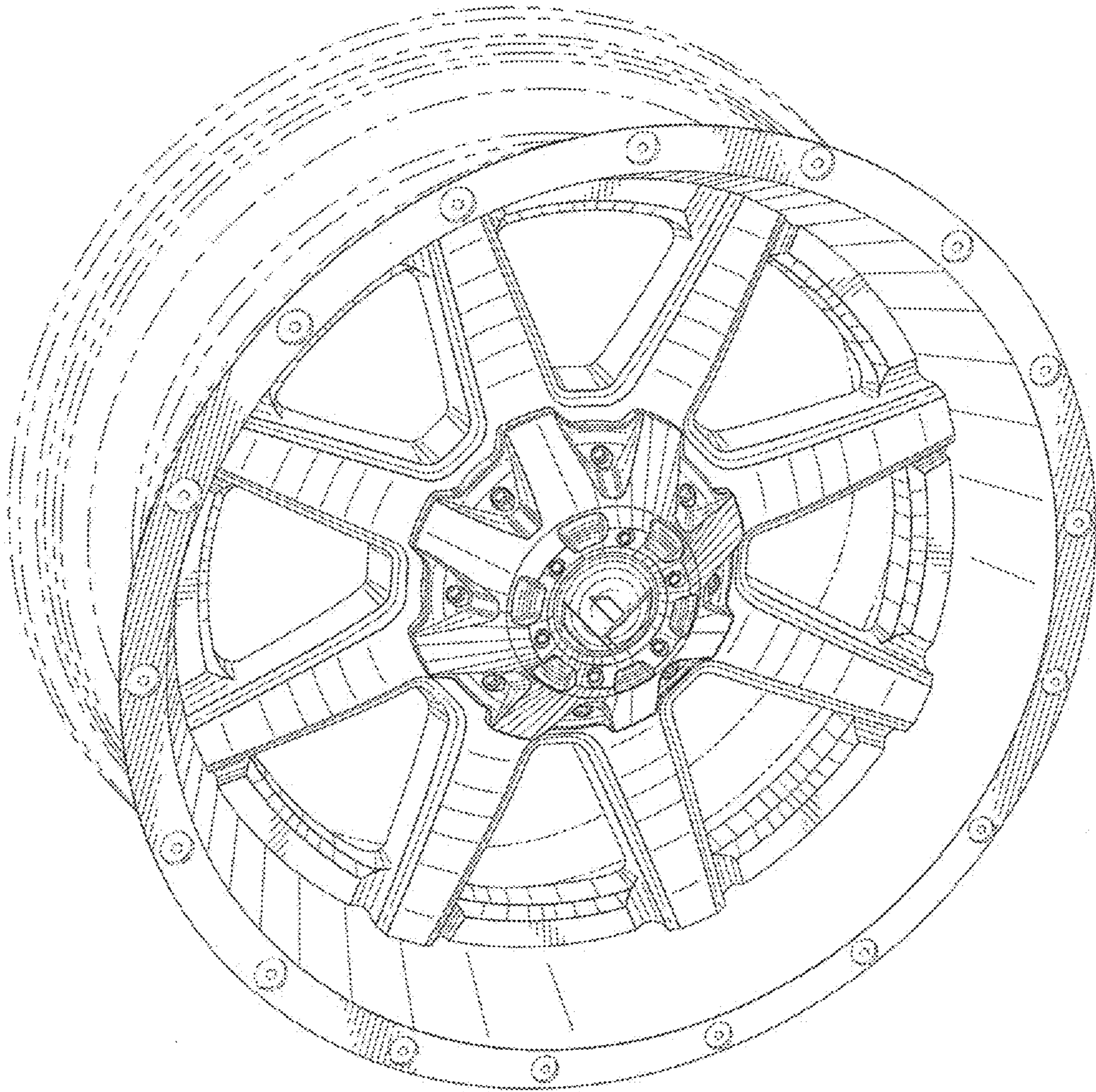


FIG. 2

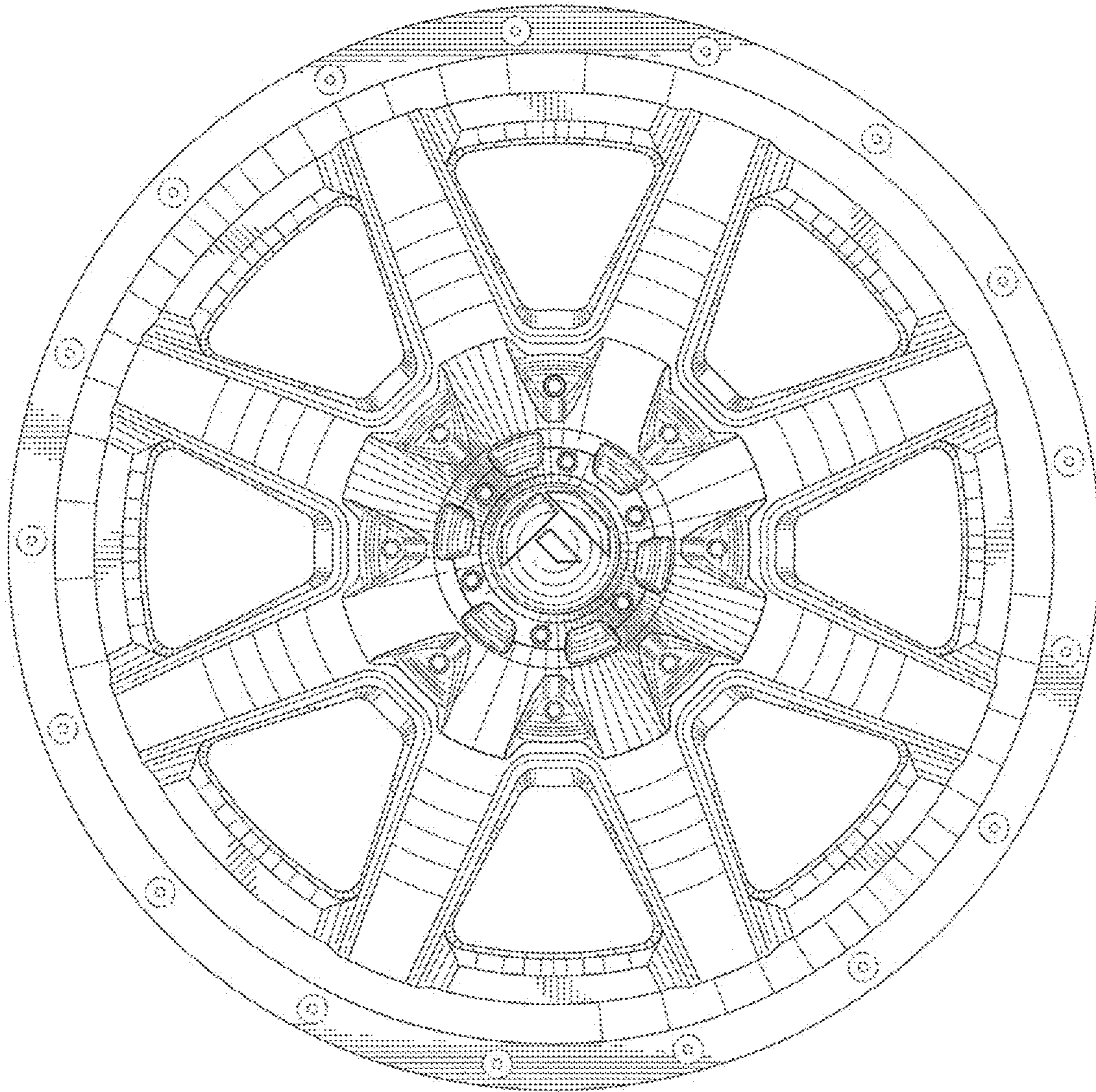


FIG. 3

