



US00D680935S

(12) **United States Design Patent**
Claunch

(10) **Patent No.:** **US D680,935 S**

(45) **Date of Patent:** **** Apr. 30, 2013**

(54) **SPOKE SEGMENT OF A VEHICLE WHEEL**

(71) Applicant: **Mobile Hi-Tech Wheels**, Rancho Dominguez, CA (US)

(72) Inventor: **Jeff E. Claunch**, Grass Valley, CA (US)

(73) Assignee: **Mobile Hi-Tech Wheels**, Rancho Dominguez, CA (US)

(**) Term: **14 Years**

(21) Appl. No.: **29/436,285**

(22) Filed: **Nov. 2, 2012**

(51) **LOC (9) Cl.** **12-16**

(52) **U.S. Cl.**
USPC **D12/209; D12/213**

(58) **Field of Classification Search** D12/204-213;
301/37.101, 64.101, 65, 64.201
See application file for complete search history.

(56) **References Cited**

U.S. PATENT DOCUMENTS

D526,265 S * 8/2006 Muzzarelli D12/209
D581,338 S * 11/2008 Imai D12/209

D625,238 S * 10/2010 Zhao D12/209
D627,699 S * 11/2010 George et al. D12/209
D631,419 S * 1/2011 Kim D12/209
D655,658 S * 3/2012 Noone et al. D12/209

* cited by examiner

Primary Examiner — Stacia Cadmus

(74) *Attorney, Agent, or Firm* — Christie, Parker & Hale, LLP

(57) **CLAIM**

The ornamental design for spoke segment of a vehicle wheel, as shown and described.

DESCRIPTION

FIG. 1 is a perspective view of a spoke segment of a vehicle wheel according to my new design; and, FIG. 2 is a front elevational view thereof. The broken line showing of the rear of the wheel is included for the purpose of illustrating environment and forms no part of the claimed design. The dash dot line on either side of the spoke segment is for the purpose of illustrating the boundary of the claimed design and forms no part thereof.

1 Claim, 2 Drawing Sheets

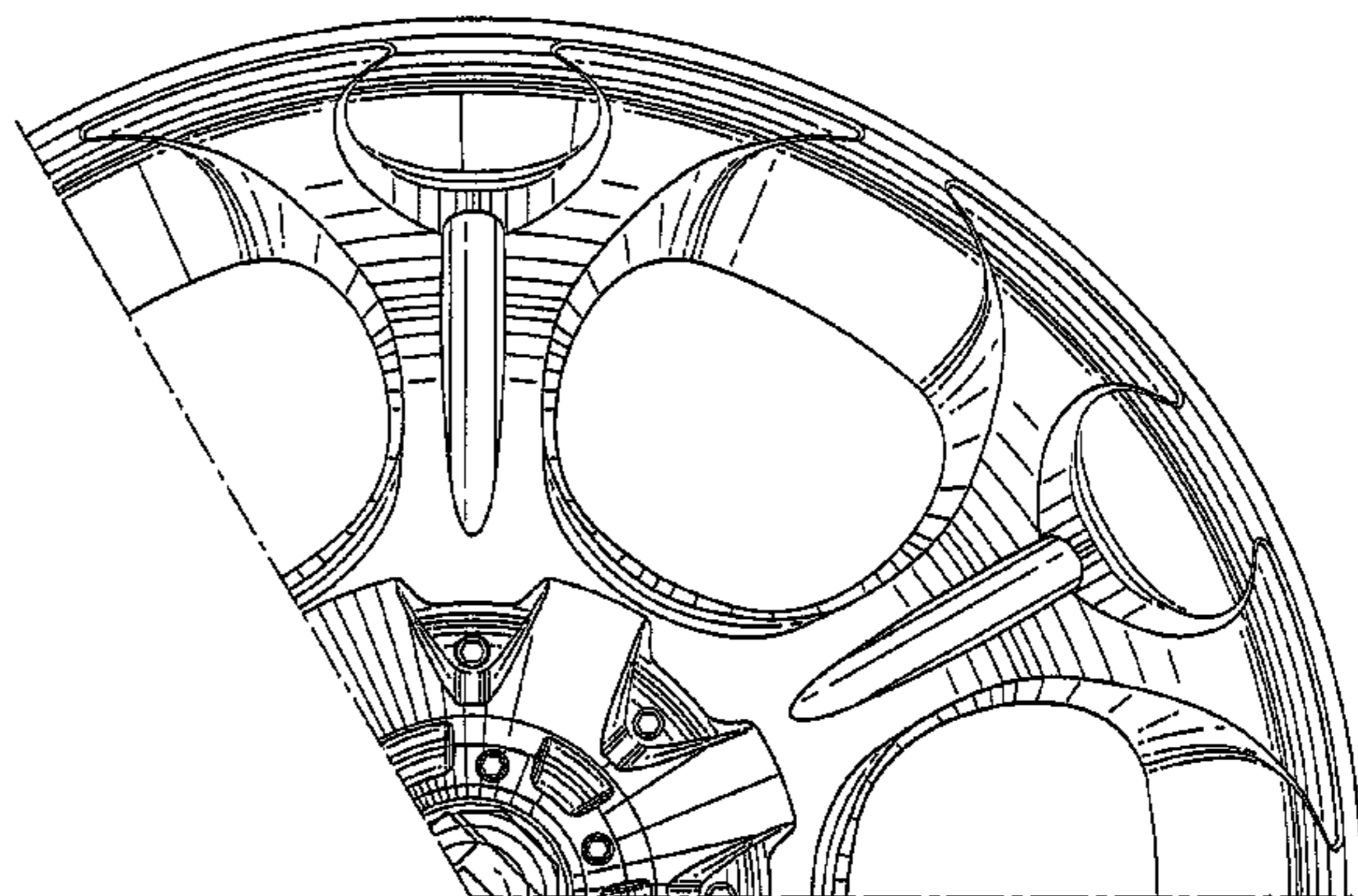
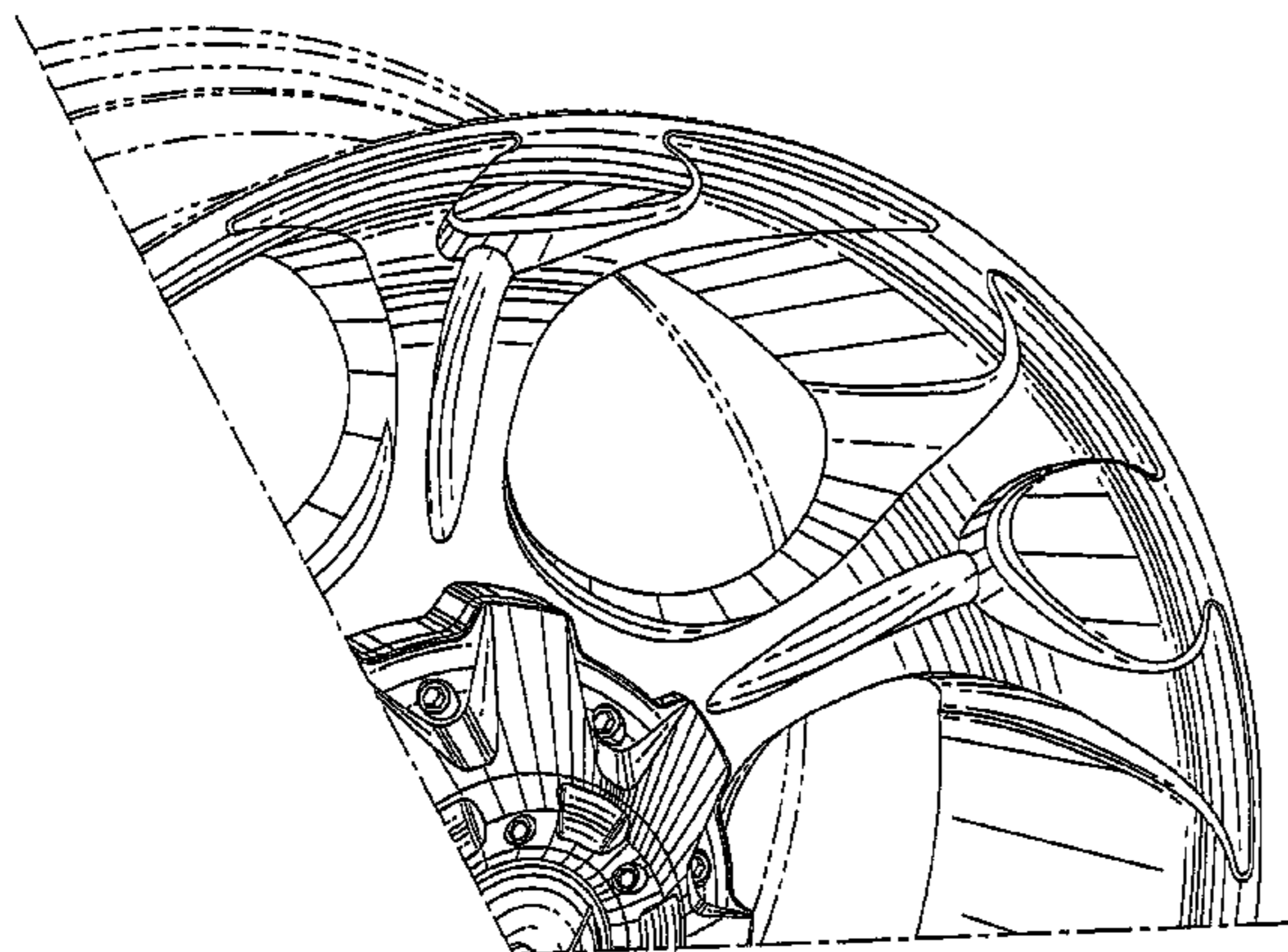


FIG. 1

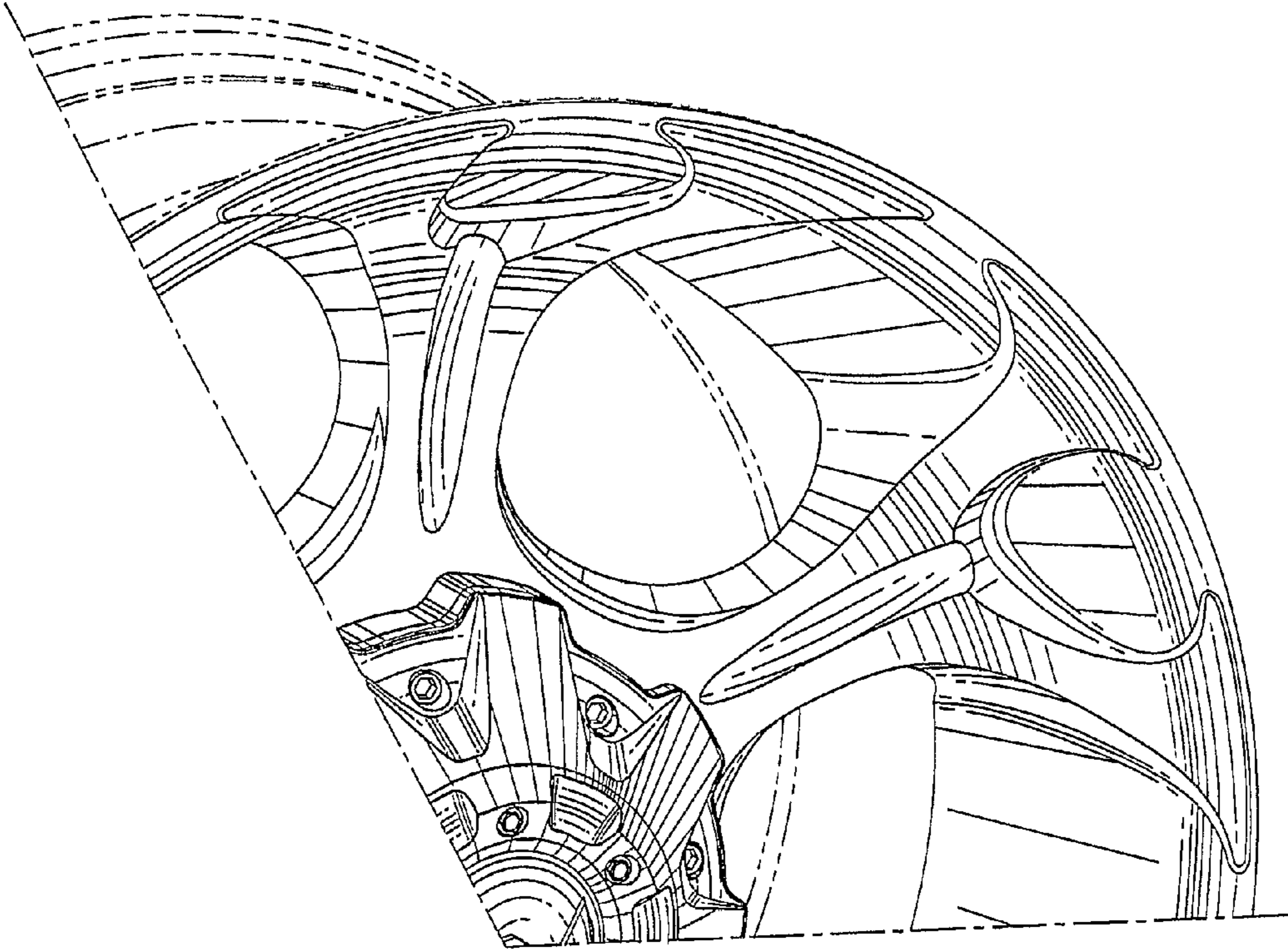


FIG. 2

