



US00D680932S

(12) **United States Design Patent**
Lu

(10) **Patent No.:** **US D680,932 S**

(45) **Date of Patent:** **** Apr. 30, 2013**

(54) **VEHICLE FLOOR MAT**

(71) Applicant: **Michael Lu**, Tainan (TW)

(72) Inventor: **Michael Lu**, Tainan (TW)

(73) Assignee: **Packy Poda Inc.**, Tainan (TW)

(**) Term: **14 Years**

(21) Appl. No.: **29/442,038**

(22) Filed: **Nov. 19, 2012**

(51) **LOC (9) Cl.** **12-16**

(52) **U.S. Cl.**

USPC **D12/203**

(58) **Field of Classification Search** D12/203;

D6/582-586, 592-594; 280/163-164.1;

15/215-217; 428/138.141; 296/97.23

See application file for complete search history.

(56) **References Cited**

U.S. PATENT DOCUMENTS

D413,850 S * 9/1999 Wang D12/203

D469,726 S * 2/2003 Kraines D12/203

D514,045 S * 1/2006 Hussaini et al. D12/203

D517,967 S * 3/2006 Hussaini et al. D12/203

D525,576 S * 7/2006 Lu D12/203

D555,562 S * 11/2007 Iacovelli et al. D12/203

* cited by examiner

Primary Examiner — Stacia Cadmus

(74) *Attorney, Agent, or Firm* — Alan Kamrath; Kamrath IP Lawfirm, P.A.

(57) **CLAIM**

The ornamental design for a vehicle floor mat, as shown and described.

DESCRIPTION

FIG. 1 is a perspective view of a vehicle floor mat showing my design;

FIG. 2 is a front elevational view thereof;


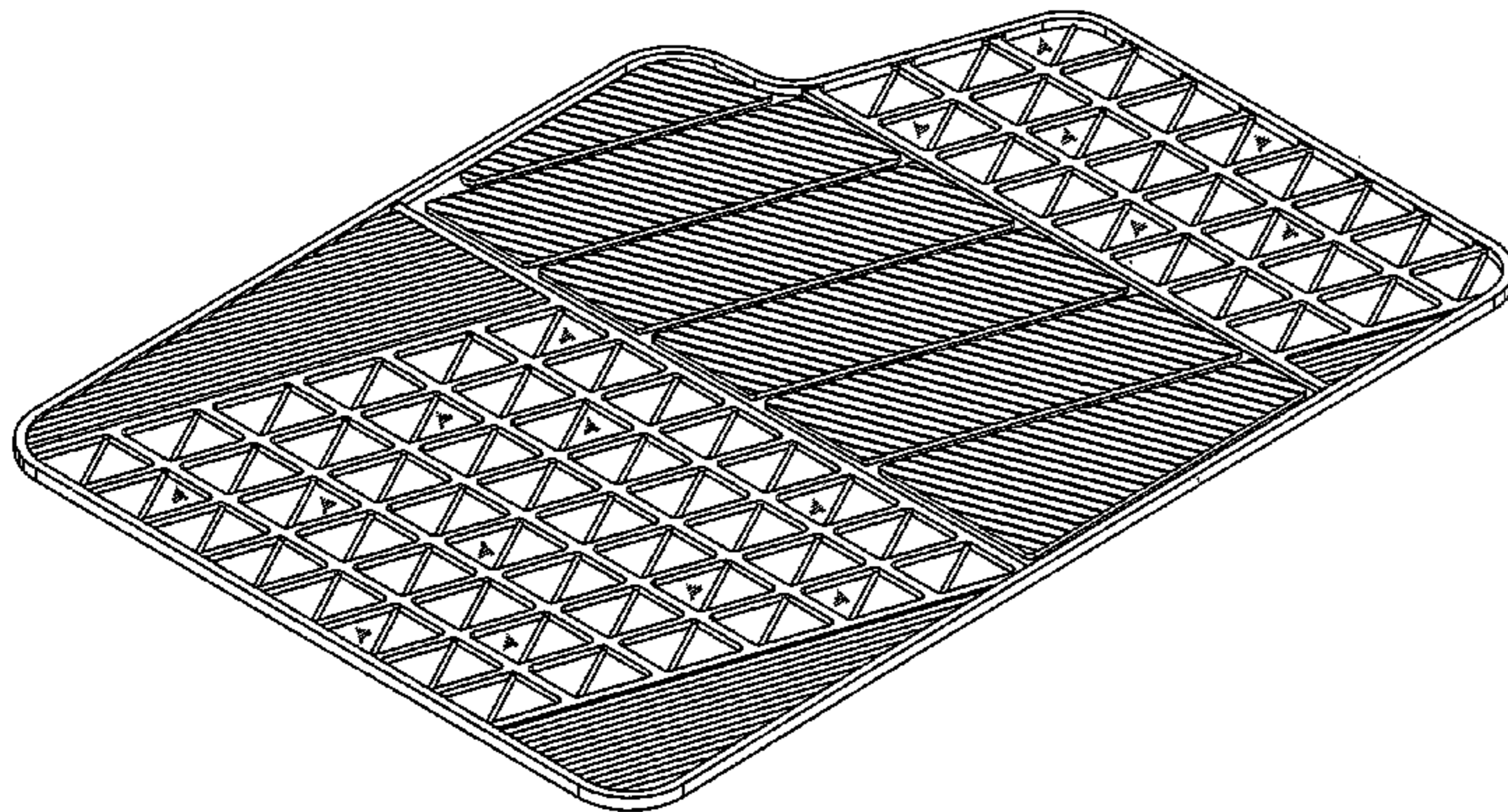
FIG. 3 is a rear elevational view thereof;

FIG. 4 is a left side elevational view thereof;

FIG. 5 is a right side elevational view thereof; and,

FIG. 6 is a top plan view thereof.

1 Claim, 4 Drawing Sheets



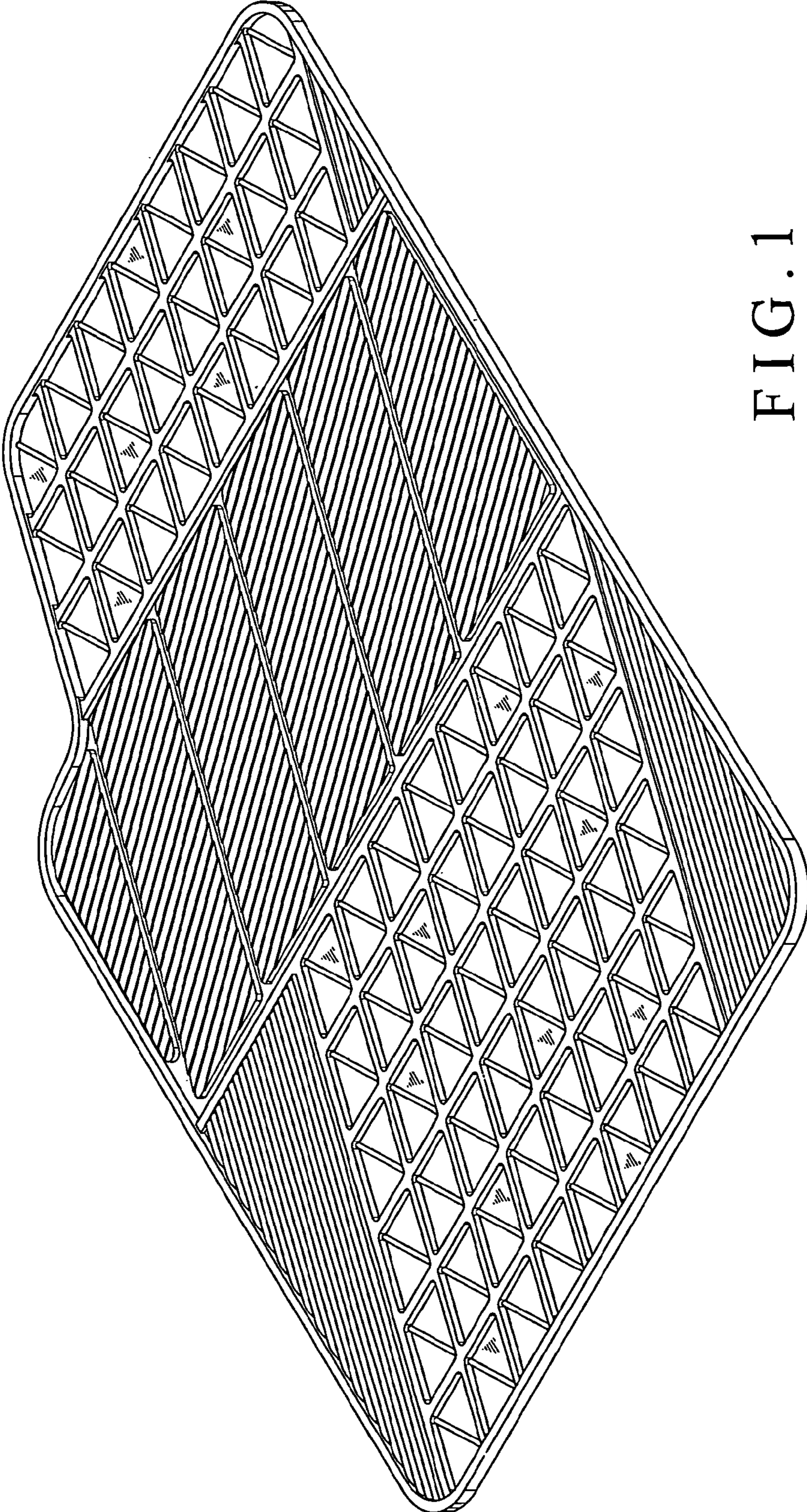


FIG. 1



FIG. 2




FIG. 3

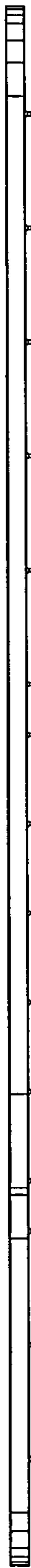


FIG. 4



FIG. 5




FIG. 6