



US00D680928S

(12) **United States Design Patent**  
**Tani et al.**

(10) **Patent No.:** **US D680,928 S**  
(45) **Date of Patent:** **\*\* Apr. 30, 2013**

(54) **FRONT FENDER FOR AUTOMOBILE**

(75) Inventors: **Yasuhiro Tani**, Kanagawa (JP); **Kazuki Yamazaki**, Kanagawa (JP); **Kenichi Munakata**, Tokyo (JP)

(73) Assignee: **Nissan Motor Co., Ltd.**, Yokohama (JP)

(\*\*) Term: **14 Years**

(21) Appl. No.: **29/411,331**

(22) Filed: **Jan. 19, 2012**

(51) **LOC (9) Cl.** ..... **12-16**

(52) **U.S. Cl.**  
USPC ..... **D12/184**

(58) **Field of Classification Search** ..... D12/184,  
D12/196, 90-92, 181; 280/152.1, 847-849,  
280/851; 296/181.1, 181.5  
See application file for complete search history.

(56) **References Cited**

U.S. PATENT DOCUMENTS

D604,681 S	*	11/2009	Nakamura	.....	D12/184
D626,044 S	*	10/2010	Yamazaki	.....	D12/181
D654,413 S	*	2/2012	Okumoto	.....	D12/184
D658,100 S	*	4/2012	Kubo et al.	.....	D12/184
D660,214 S	*	5/2012	Cartabiano et al.	.....	D12/184

FOREIGN PATENT DOCUMENTS

JP D1241934 S 6/2005

\* cited by examiner

*Primary Examiner* — Melody Brown

(74) *Attorney, Agent, or Firm* — Global IP Counselors, LLP

(57) **CLAIM**

The ornamental design for a front fender for an automobile, as shown and described.

**DESCRIPTION**

FIG. 1 is a front elevational view of a front bumper for an automobile showing our new design;  
FIG. 2 is a top plan view thereof;  
FIG. 3 is a bottom plan view thereof;  
FIG. 4 is a left side elevational view thereof;  
FIG. 5 is a right side elevational view thereof;  
FIG. 6 is a top, front and left side perspective view thereof;  
and,  
FIG. 7 is a top, rear and right side perspective view thereof.  
The rear view of the front fender forms no part of the claimed design.  
The appearance of the rear side of the front fender as seen in FIGS. 2, 3, 4, 5, 6 and 7 forms no part of the claimed design.  
Our new design includes the mirror image of the front fender shown in FIGS. 1 to 7.

**1 Claim, 7 Drawing Sheets**






FIG. 1




FIG. 2




FIG. 3




FIG. 4




FIG. 5



FIG. 6



FIG. 7