



US00D680924S

(12) **United States Design Patent**
Song et al.

(10) **Patent No.:** **US D680,924 S**
(45) **Date of Patent:** **** Apr. 30, 2013**

- (54) **VEHICLE WINDSHIELD**
- (75) Inventors: **Solomon H. Song**, Farmington Hills, MI (US); **Darrell Paul Behmer**, Novi, MI (US); **Shawn Wehrly**, Royal Oak, MI (US)
- (73) Assignee: **Ford Motor Company**, Dearborn, MI (US)
- (**) Term: **14 Years**
- (21) Appl. No.: **29/416,989**
- (22) Filed: **Mar. 29, 2012**
- (51) **LOC (9) Cl.** **12-08**
- (52) **U.S. Cl.**
USPC **D12/182**
- (58) **Field of Classification Search** D12/182-183, D12/317; 296/84.1, 77.1, 96.12, 96.19, 97.1, 296/95.1; 160/370.21, 370.22; 219/203
See application file for complete search history.

- D601,065 S * 9/2009 Gueler et al. D12/182
- D623,995 S * 9/2010 Woolley et al. D12/182
- D623,996 S * 9/2010 Bucher et al. D12/182
- D667,354 S * 9/2012 Platto et al. D12/182
- D667,764 S * 9/2012 Messale D12/182
- D668,595 S * 10/2012 Tonello D12/182
- 2002/0008401 A1 * 1/2002 Campfield et al. 296/95.1
- 2002/0015824 A1 * 2/2002 Kawamoto et al. 428/156

* cited by examiner

Primary Examiner — Katrina A Betton
(74) *Attorney, Agent, or Firm* — Damian Porcari

(57) **CLAIM**
The ornamental design for a vehicle windshield, as shown and described.


DESCRIPTION

FIG. 1 is a top plan view of a vehicle windshield;
FIG. 2 is a bottom plan view of the vehicle windshield;
FIG. 3 is a front elevational view of the vehicle windshield;
FIG. 4 is a left side elevational view of the vehicle windshield;
FIG. 5 is a right side elevational view of the vehicle windshield;
FIG. 6 is a perspective view of the vehicle windshield; and,
FIG. 7 is another perspective view of the vehicle windshield.

1 Claim, 7 Drawing Sheets

- (56) **References Cited**

U.S. PATENT DOCUMENTS
6,485,082 B2 * 11/2002 Campfield et al. 296/95.1
D522,941 S * 6/2006 Metros et al. D12/182
D595,196 S * 6/2009 Woolley et al. D12/182
D601,064 S 9/2009 Golden et al.







Figure 1

Figure 2






Figure 3




Figure 4




Figure 5

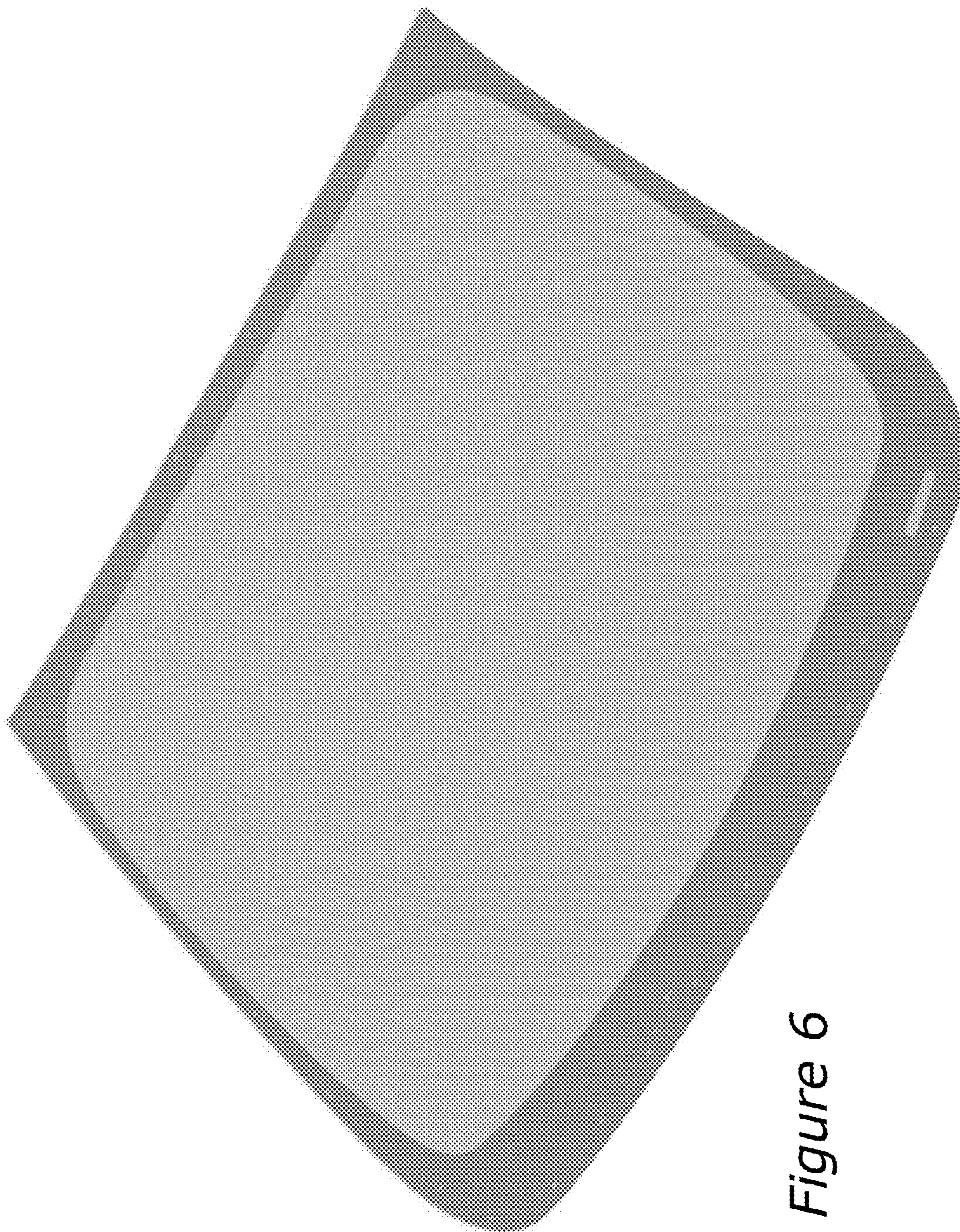


Figure 6




Figure 7