



US00D680897S

(12) **United States Design Patent**  
**Li**

(10) **Patent No.:** **US D680,897 S**

(45) **Date of Patent:** **\*\* Apr. 30, 2013**

- (54) **JEWEL**
- (75) Inventor: **Dongrong Li**, An Ren Town (CN)
- (73) Assignee: **New Heritage Ltd.**, Hong Kong (HK)
- (\*\*) Term: **14 Years**
- (21) Appl. No.: **29/405,178**
- (22) Filed: **Oct. 31, 2011**
- (51) **LOC (9) Cl.** ..... **11-01**
- (52) **U.S. Cl.**  
USPC ..... **D11/91**
- (58) **Field of Classification Search** ..... D11/1,  
D11/2, 86-92, 26-43, 79, 80, 81; 63/12,  
63/13, 14, 18, 26-28, 29.1, 29.2, 31, 32,  
63/1.111  
See application file for complete search history.

7,762,104	B2	*	7/2010	Lin	.....	63/28
D641,651	S	*	7/2011	Kothari	.....	D11/91
D642,087	S	*	7/2011	Kothari	.....	D11/91
D643,327	S	*	8/2011	Kothari	.....	D11/91
D643,767	S	*	8/2011	Kothari	.....	D11/34
D647,817	S	*	11/2011	Kothari	.....	D11/91
D648,650	S	*	11/2011	Roehl et al.	.....	D11/91
D648,651	S	*	11/2011	Sin	.....	D11/91
D650,308	S	*	12/2011	Roehl et al.	.....	D11/91
D654,394	S	*	2/2012	Kothari	.....	D11/91
D655,219	S	*	3/2012	Kothari	.....	D11/91
2009/0056376	A1	*	3/2009	Lin	.....	63/28

\* cited by examiner

*Primary Examiner* — Jennifer Rivard

*Assistant Examiner* — Melanie Pellegrini

(74) *Attorney, Agent, or Firm* — Galbreath Law Offices,  
P.C.; John A. Galbreath

(57) **CLAIM**

The ornamental design for a jewel, as shown and described.

(56) **References Cited**

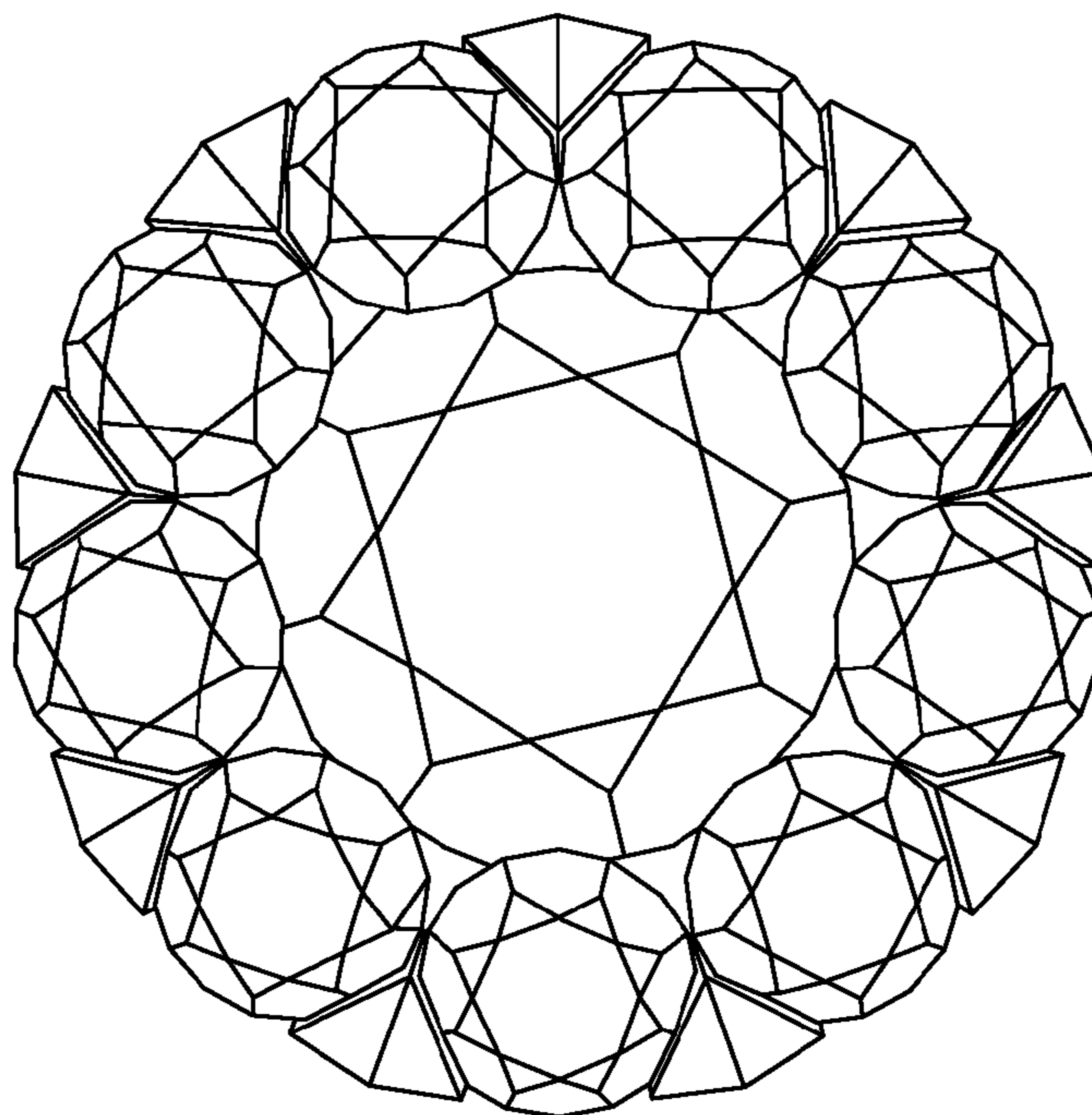
**DESCRIPTION**

U.S. PATENT DOCUMENTS

D68,641	S	*	11/1925	Robbins	.....	D11/34
D272,327	S	*	1/1984	Bulgari	.....	D11/75
D388,015	S	*	12/1997	Itzkowitz	.....	D11/90
D422,935	S	*	4/2000	Chan	.....	D11/92
D445,058	S	*	7/2001	Kaplan	.....	D11/91
D529,837	S	*	10/2006	Shum	.....	D11/91
D544,809	S	*	6/2007	Shah	.....	D11/91
D549,612	S	*	8/2007	Kothari	.....	D11/91
D552,011	S	*	10/2007	Kothari	.....	D11/91
D553,543	S	*	10/2007	Kothari	.....	D11/92
D563,260	S	*	3/2008	Shah	.....	D11/91
D570,727	S	*	6/2008	Shah	.....	D11/91
7,461,452	B1	*	12/2008	Kothari	.....	63/28
D587,159	S	*	2/2009	Dholakiya	.....	D11/91

FIG. 1 is a top view of the invention;  
 FIG. 2 is a bottom view of the invention;  
 FIG. 3 is a front view of the invention;  
 FIG. 4 is a back view of the invention, with the invention inverted;  
 FIG. 5 is a side view of the invention;  
 FIG. 6 is another side view of the invention, showing the side opposite that shown in FIG. 5; and,  
 FIG. 7 is a perspective view of the invention.  
 The broken lines shown in the drawings represent portions of the jewel and form no part of the claimed design.

**1 Claim, 7 Drawing Sheets**



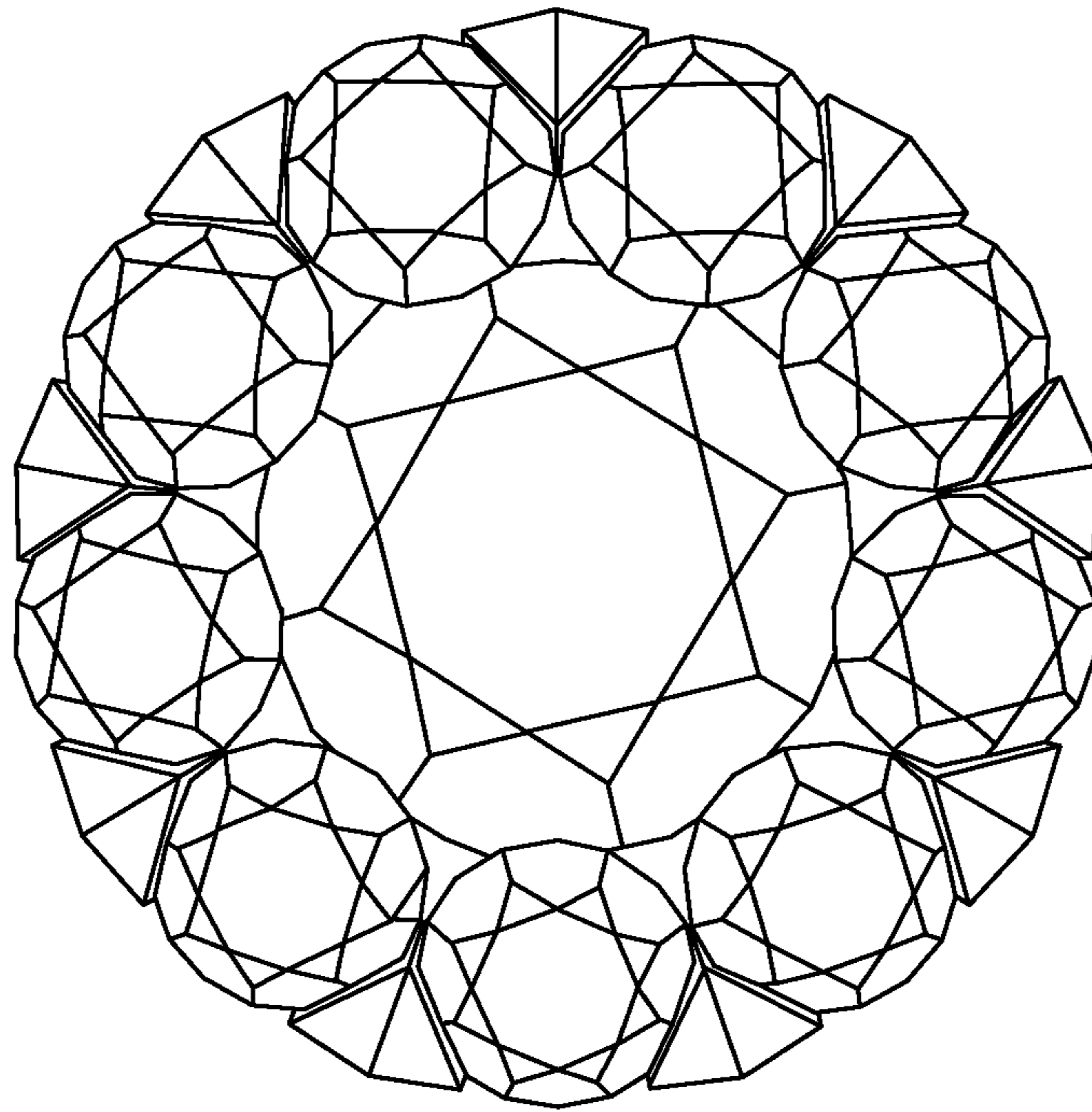


FIG. 1

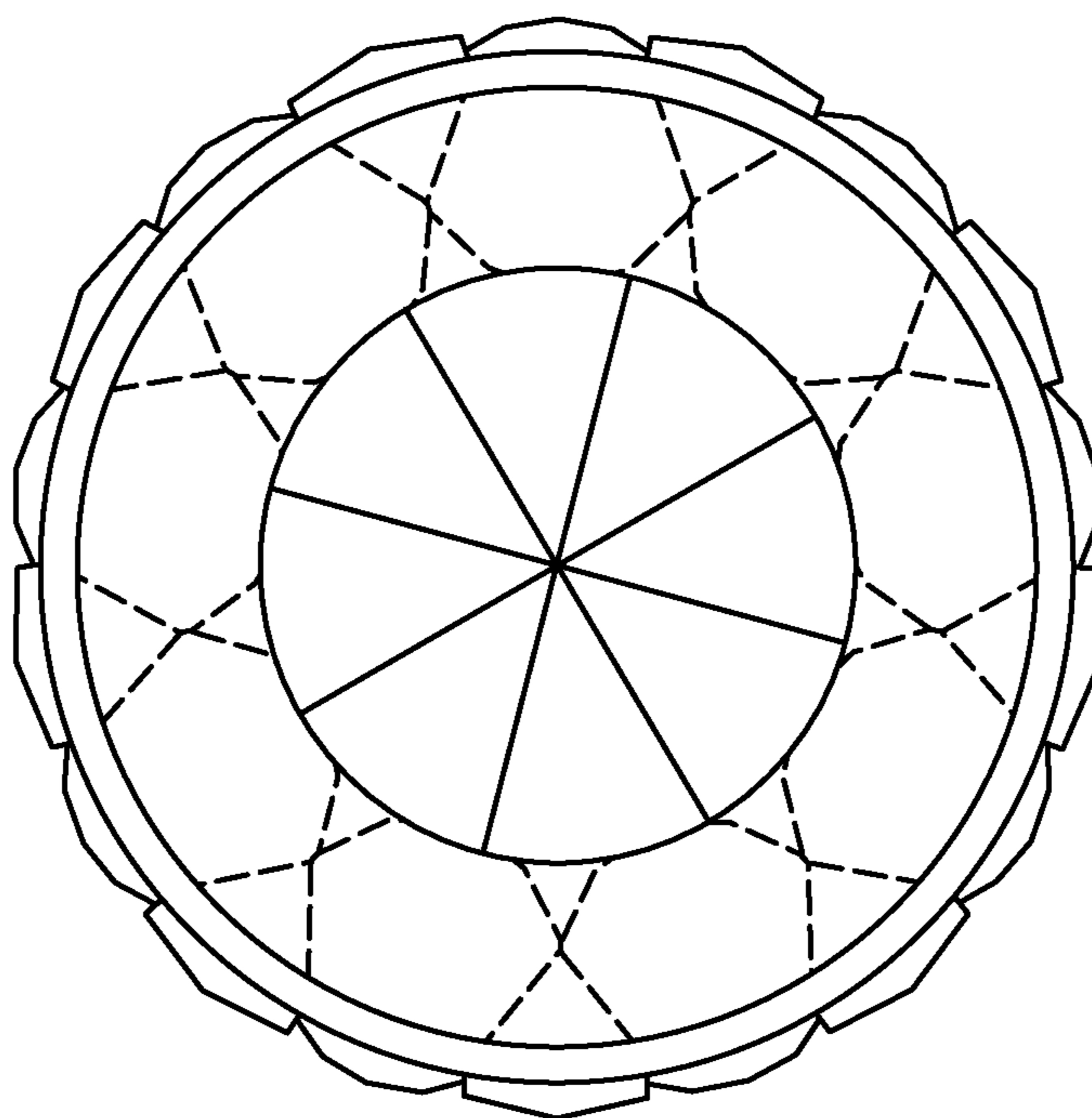


FIG. 2

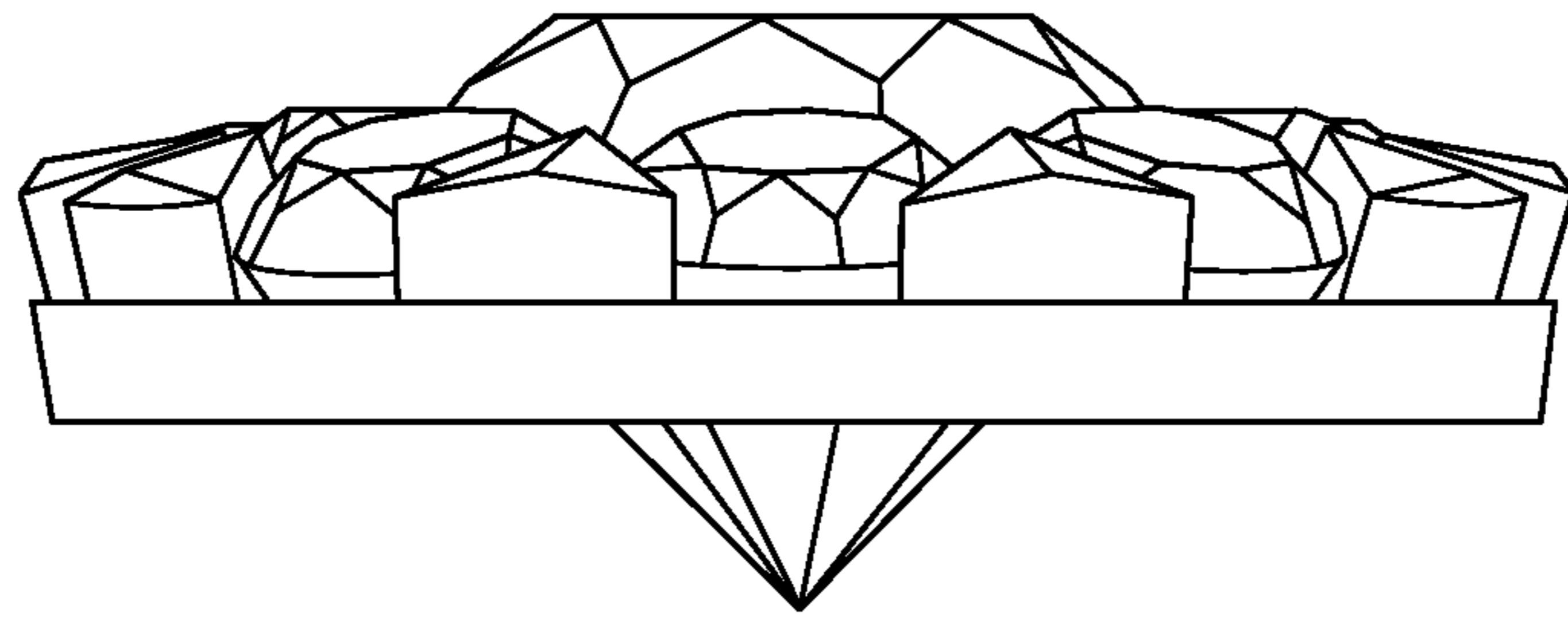


FIG. 3

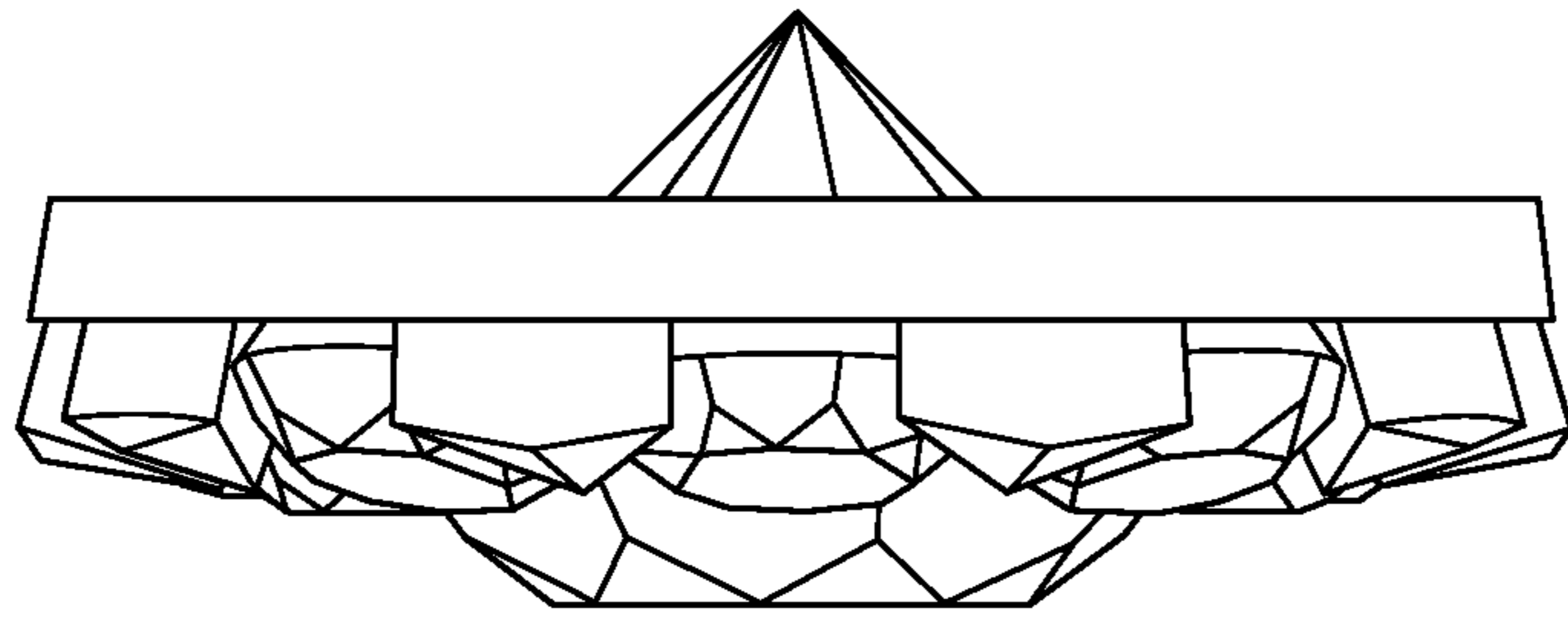


FIG. 4

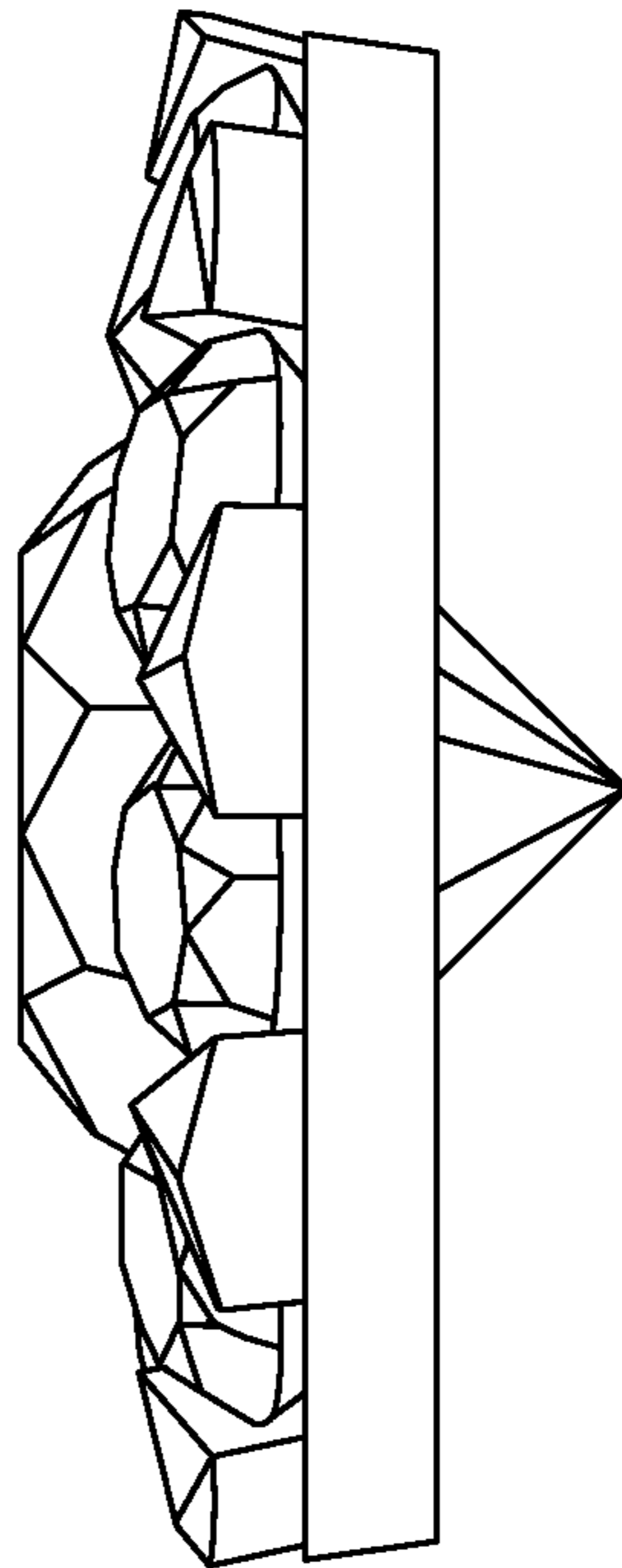


FIG. 5

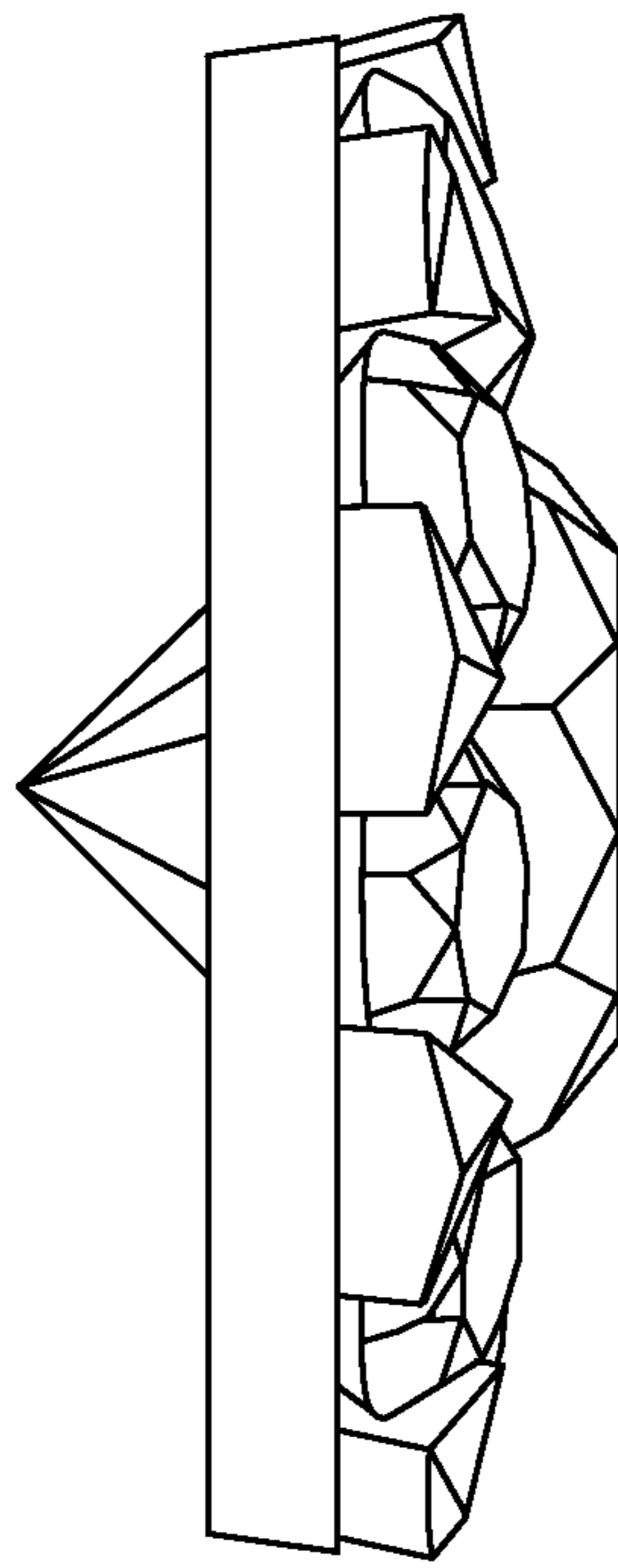


FIG. 6



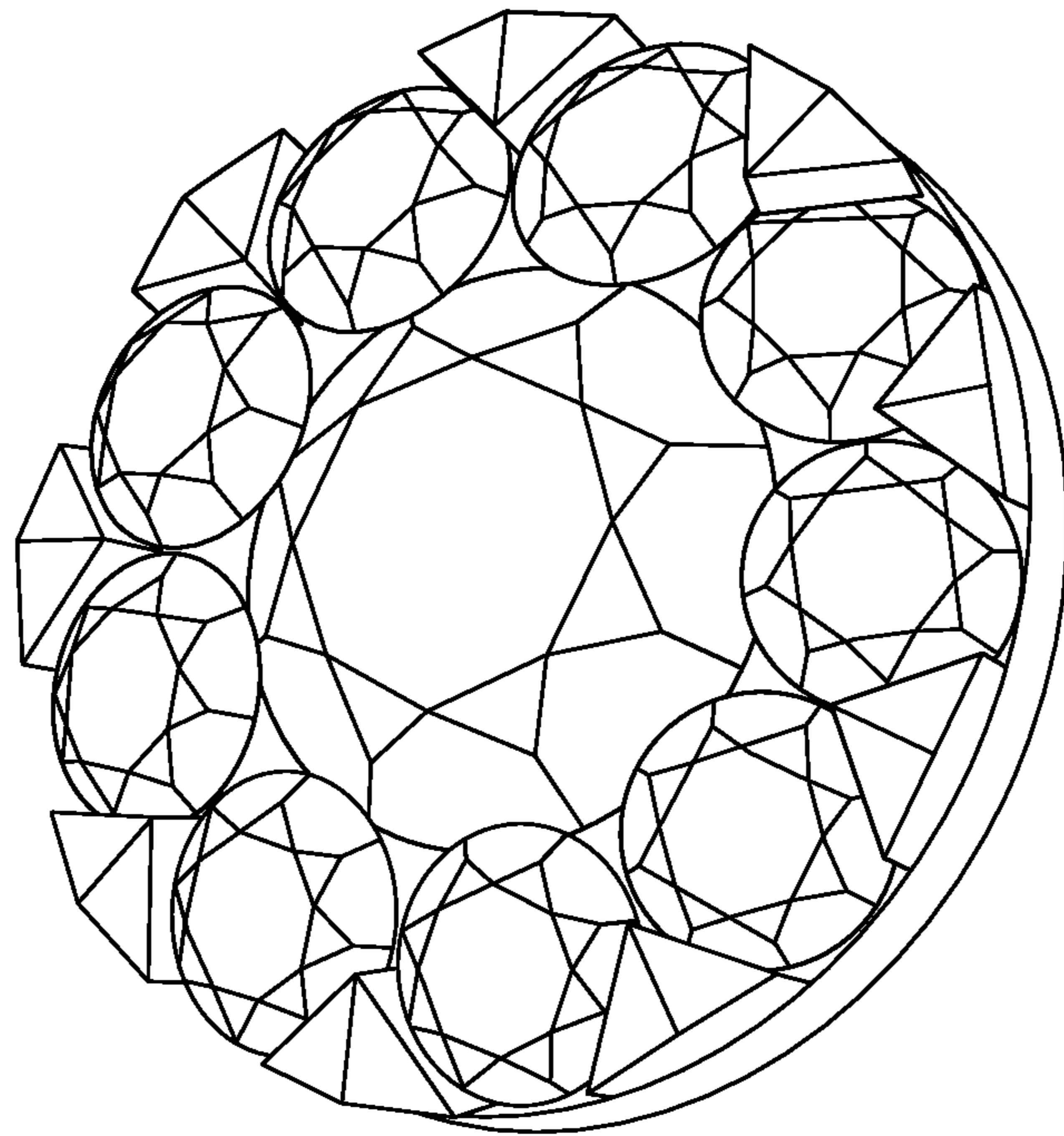


FIG. 7