



US00D680896S

(12) **United States Design Patent**
Wong et al.

(10) **Patent No.:** **US D680,896 S**
(45) **Date of Patent:** **** Apr. 30, 2013**

(54) **JEWELRY**
(75) Inventors: **Tse-Kok Wong**, Hunghom (HK);
Lok-Sung Wong, Hunghom (HK)
(73) Assignee: **Wing Yee Gems & Jewellery Limited**,
Hong Kong (HK)

D618,132 S *	6/2010	Wong et al.	D11/91
D624,845 S *	10/2010	Shah	D11/91
D632,207 S *	2/2011	Gurfinkel	D11/91
D642,087 S *	7/2011	Kothari	D11/40
D643,327 S *	8/2011	Kothari	D11/40
D643,767 S *	8/2011	Kothari	D11/34
D650,307 S *	12/2011	Roehl et al.	D11/91
D650,308 S *	12/2011	Roehl et al.	D11/91
D654,394 S *	2/2012	Kothari	D11/40
D657,710 S *	4/2012	Shah	D11/91
D666,521 S *	9/2012	Yakubovich et al.	D11/91

(**) Term: **14 Years**

(21) Appl. No.: **29/386,206**

* cited by examiner

(22) Filed: **Feb. 25, 2011**

Primary Examiner — Jennifer Rivard

(51) **LOC (9) Cl.** **11-01**

Assistant Examiner — Melanie Pelligrini

(52) **U.S. Cl.** **D11/91**

(74) *Attorney, Agent, or Firm* — Ostrolenk Faber LLP

USPC **D11/91**

(57) **CLAIM**

(58) **Field of Classification Search** D11/1,

The ornamental design for jewelry, as shown and described.

D11/2, 86–91, 34–43, 79, 80, 47, 75; 63/12,

DESCRIPTION

63/13, 14, 18, 26–28, 29.1, 29.2, 31, 32,

FIG. 1 is a top plan view of jewelry showing my new design;

63/1.11

FIG. 2 is a top plan view thereof with gemstones;

See application file for complete search history.

FIG. 3 is a side elevational view of FIG. 1;

(56) **References Cited**

U.S. PATENT DOCUMENTS

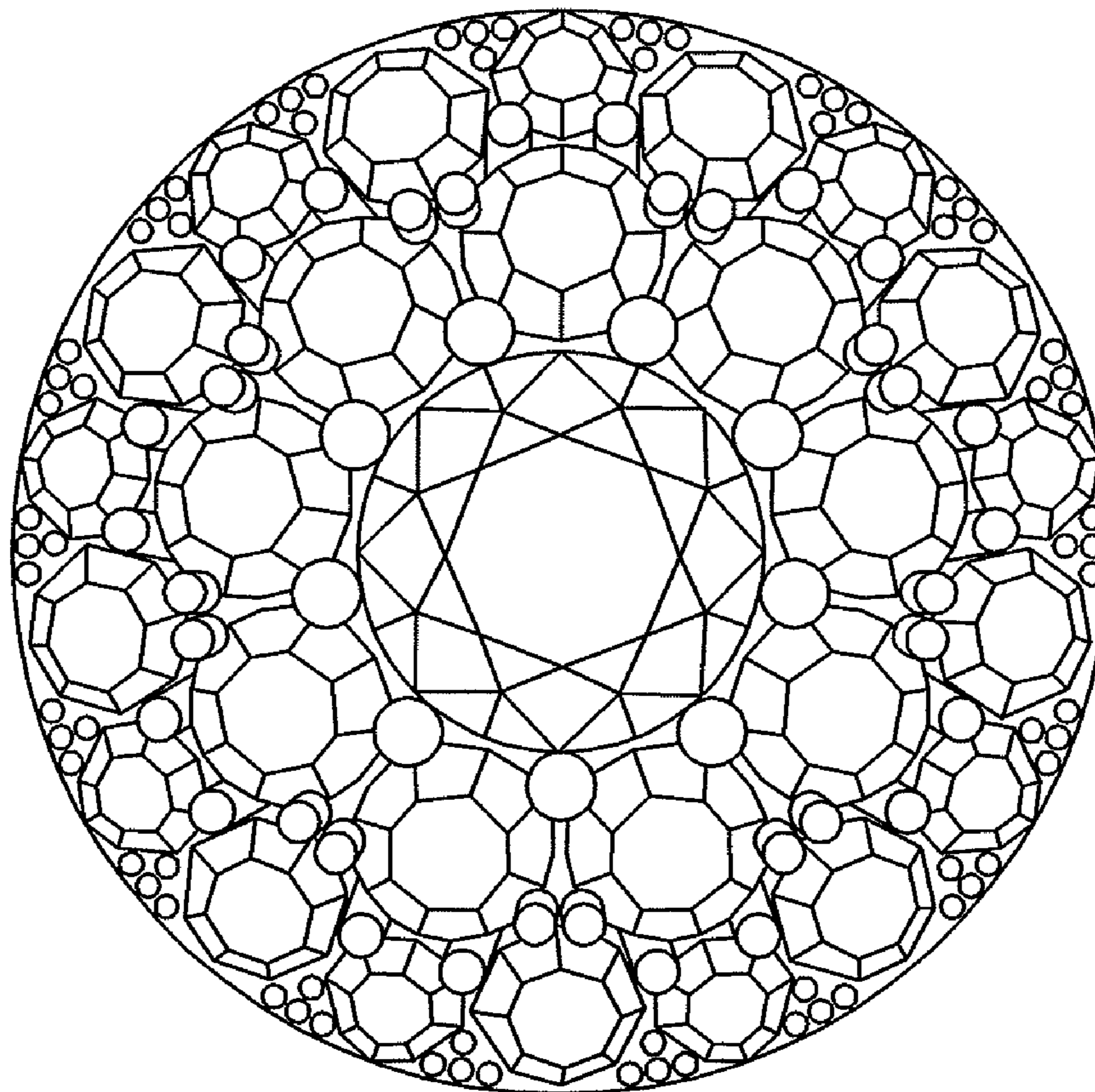
D508,868 S *	8/2005	Pinto et al.	D11/92
D553,543 S *	10/2007	Kothari	D11/92
D587,159 S *	2/2009	Dholakiya	D11/91

FIG. 4 is a side elevational view of FIG. 2; and,

FIG. 5 is an exploded view of FIG. 4.

In FIGS. 1 and 3, the jewelry setting is disclosed separately for convenience of illustration.

1 Claim, 3 Drawing Sheets



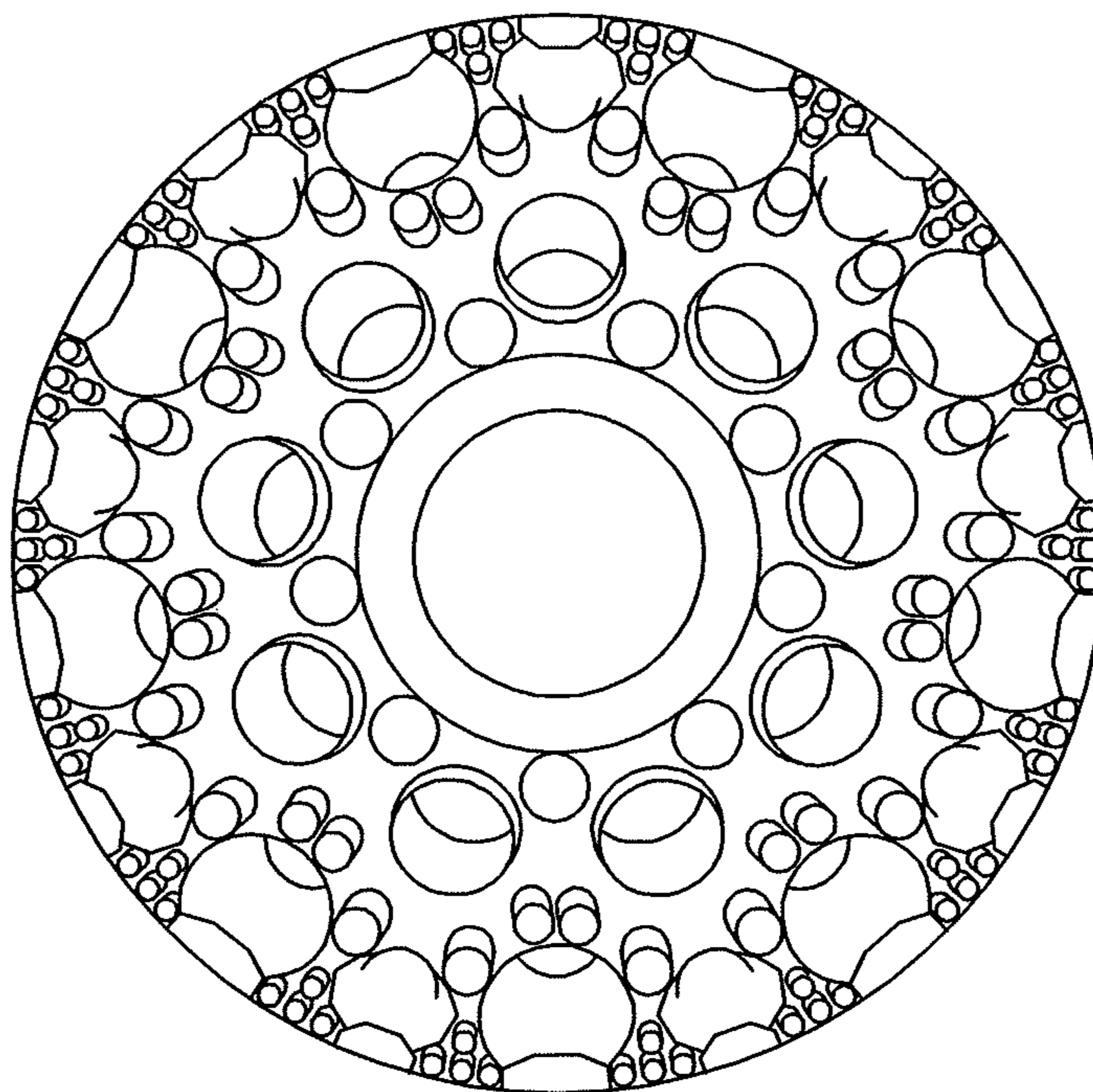


FIG. 1

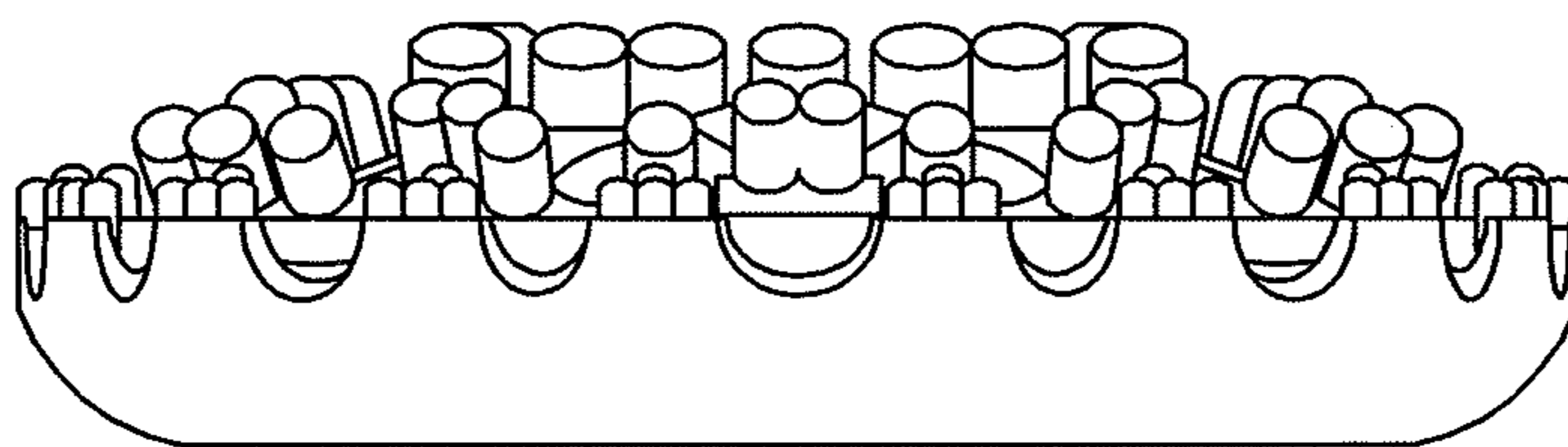


FIG. 3

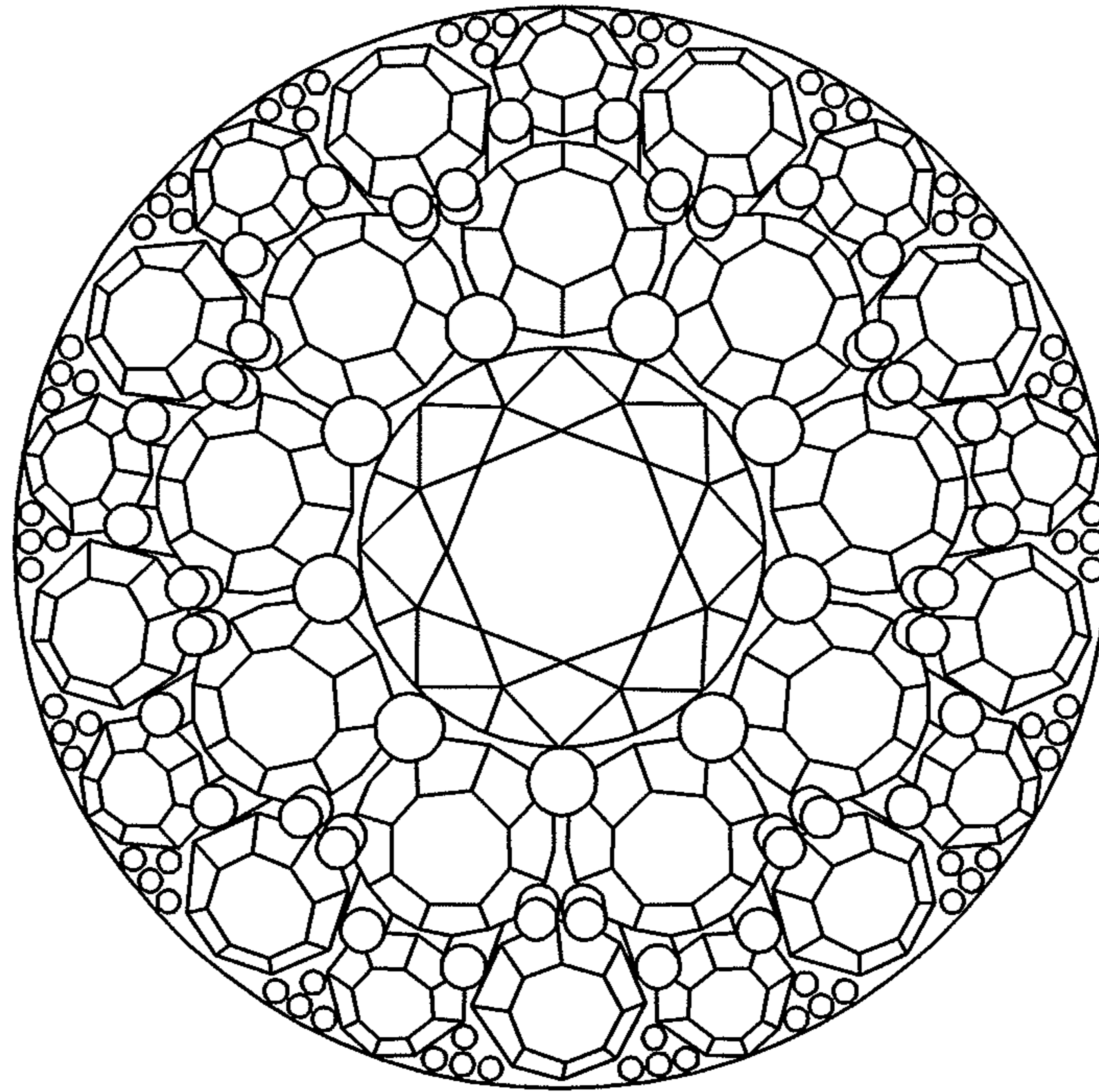


FIG. 2

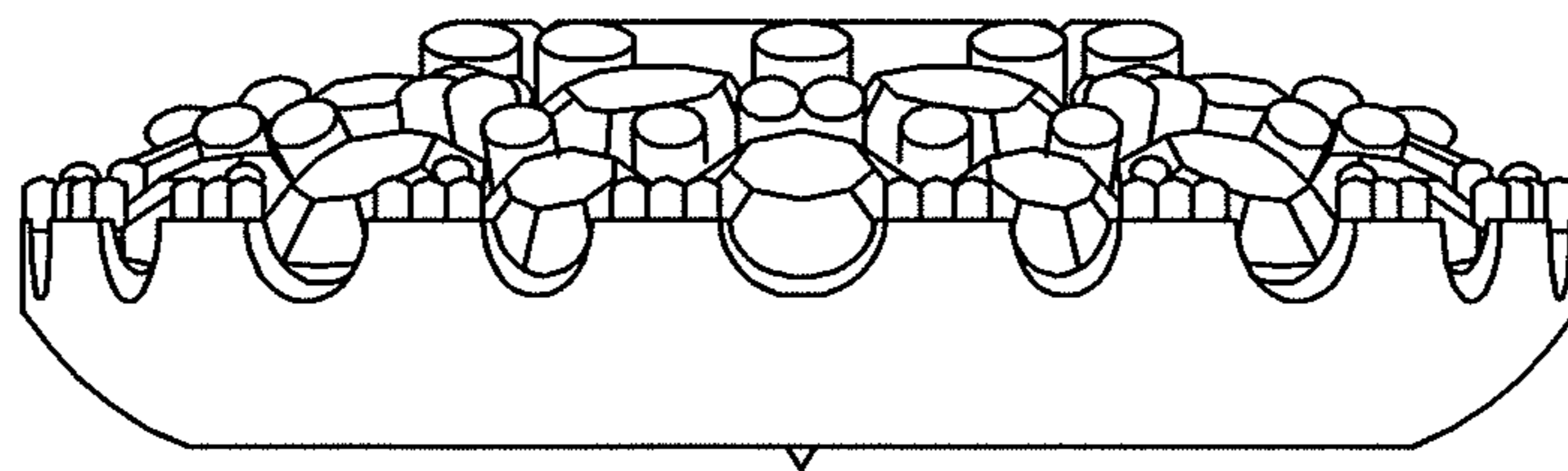


FIG. 4

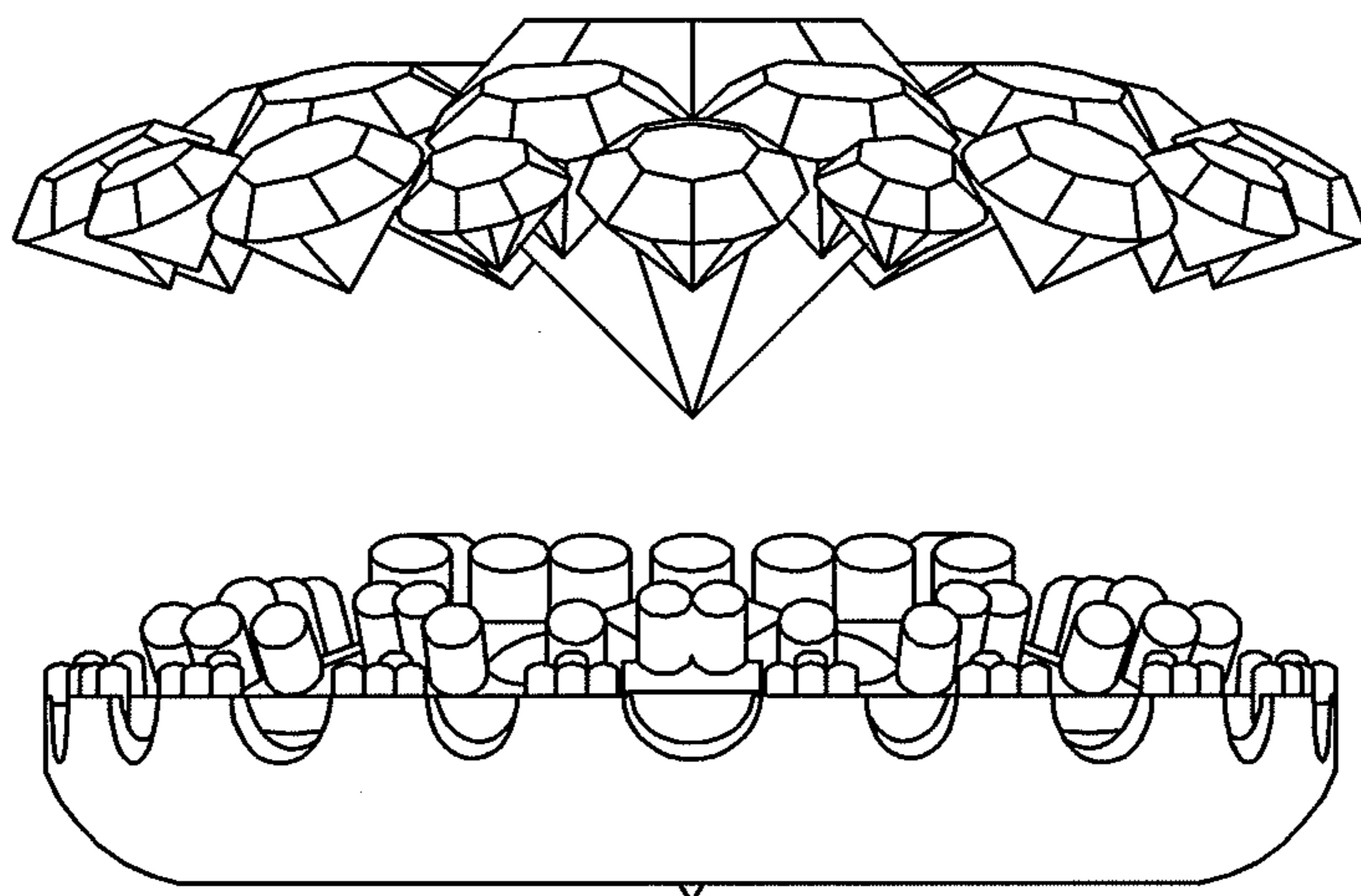


FIG. 5