



US00D680851S

(12) **United States Design Patent**
Lo

(10) **Patent No.:** **US D680,851 S**

(45) **Date of Patent:** **** Apr. 30, 2013**

(54) **CORD LOCK**

(75) Inventor: **Hung Wen Lo**, Taipei (TW)

(73) Assignee: **Duraflex Hong Kong Limited**, Hong Kong (HK)

(**) Term: **14 Years**

(21) Appl. No.: **29/382,188**

(22) Filed: **Dec. 30, 2010**

(30) **Foreign Application Priority Data**

Jul. 7, 2010 (CN) 2010 3 0237393

(51) **LOC (9) Cl.** **08-05**

(52) **U.S. Cl.**
USPC **D8/356**

(58) **Field of Classification Search** D8/356,
D8/354, 367, 349, 330, 383, 371, 394, 395;
439/501; 70/421, 371, 369, 208; 24/74.2,
24/269.2, 265, 115 R, 115 G, 115 H
See application file for complete search history.

(56) **References Cited**

U.S. PATENT DOCUMENTS

479,509 A * 7/1892 Heaphy, Jr. 24/130
2,533,341 A * 12/1950 Alfano 242/388

D259,244 S * 5/1981 Grecol, Jr. D8/380
D372,188 S * 7/1996 Van Dyke D8/358
5,547,390 A * 8/1996 Laherty 439/373
5,625,925 A * 5/1997 Richards 24/129 B
D415,280 S * 10/1999 Coburn et al. D24/176
D488,372 S * 4/2004 Gambrell D8/356
7,143,708 B1 * 12/2006 Cimino 114/219
D576,867 S * 9/2008 Kretz D8/356
D604,589 S * 11/2009 Johansson D8/356
7,669,813 B2 * 3/2010 Crain et al. 248/163.1
D650,265 S * 12/2011 Wong D8/383
D669,764 S * 10/2012 Kelleghan D8/356
D669,773 S * 10/2012 Colasse D8/395
D674,680 S * 1/2013 Mirer et al. D8/367
D674,681 S * 1/2013 Gorman D8/367

* cited by examiner

Primary Examiner — Cynthia Underwood

(57) **CLAIM**

The ornamental design for a cord lock, as shown.

DESCRIPTION

FIG. 1 is a front elevational view of a cord lock showing my new design;

FIG. 2 is a rear elevational view thereof;

FIG. 3 is a right side elevational view thereof;

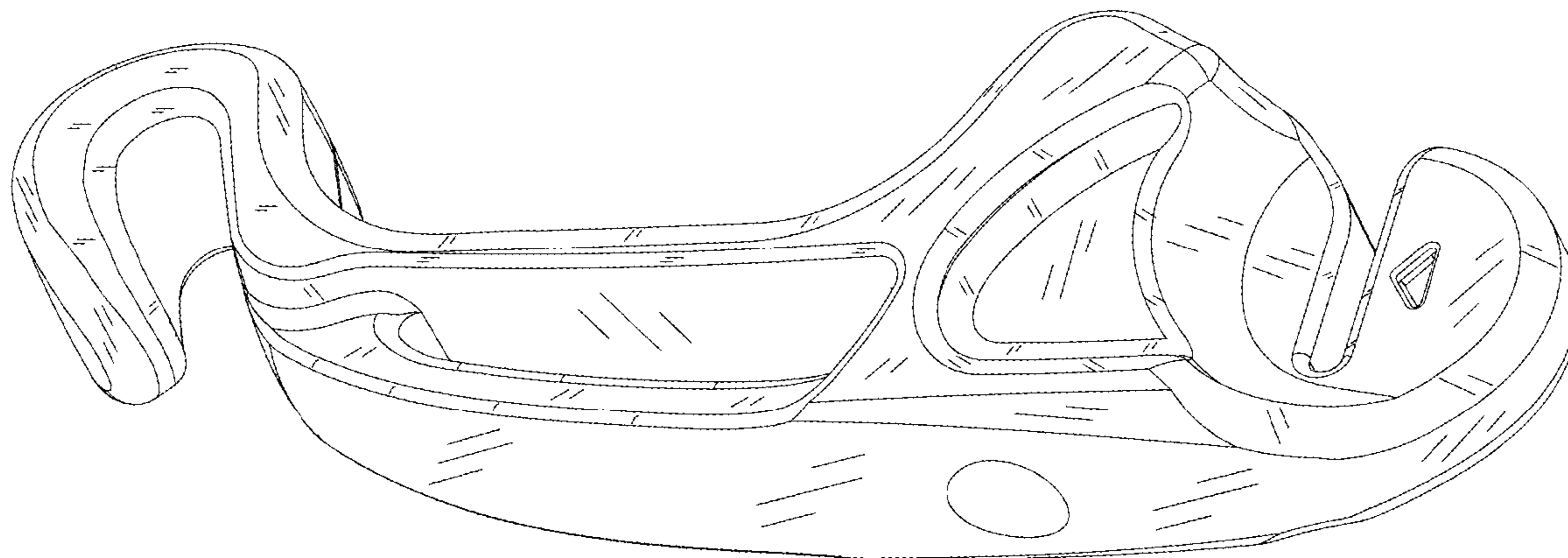
FIG. 4 is a left side elevational view thereof;

FIG. 5 is a bottom plan view thereof;

FIG. 6 is a top plan view thereof; and,

FIG. 7 is a perspective view thereof.

1 Claim, 7 Drawing Sheets



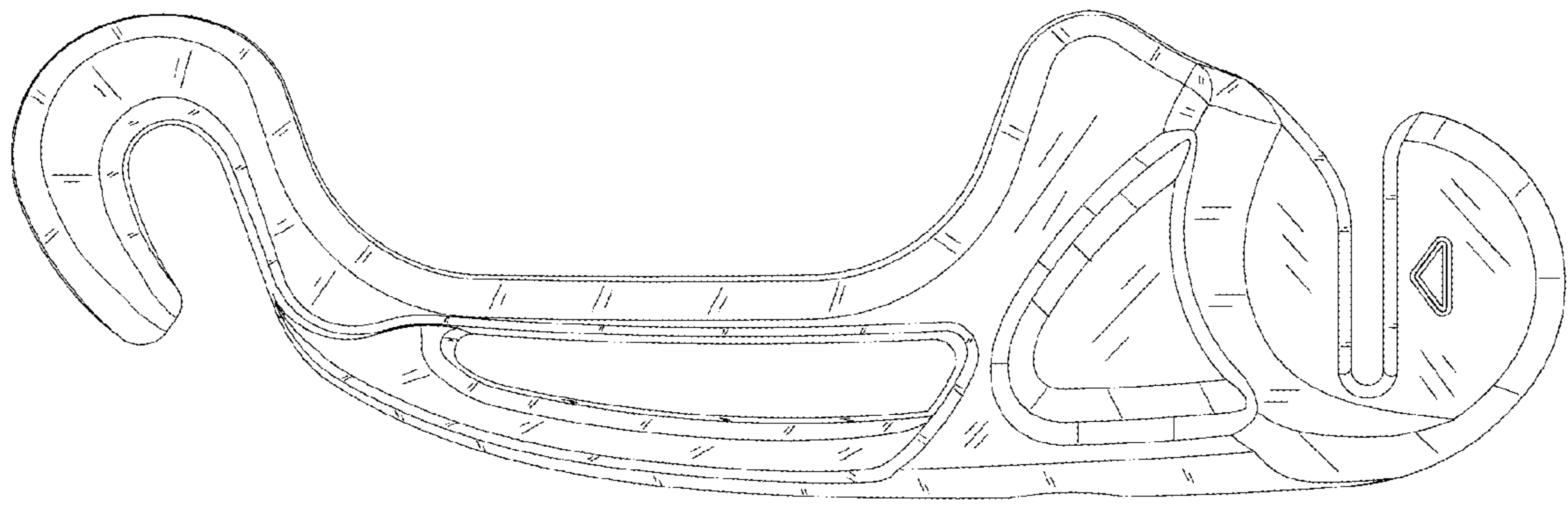


FIG. 1

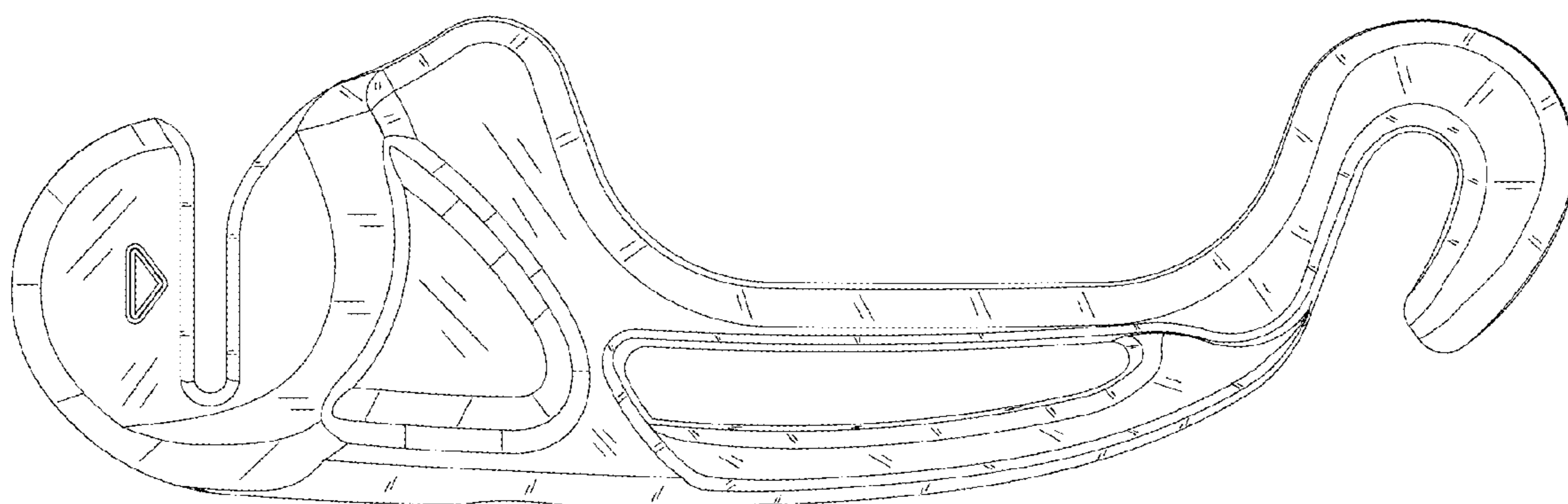


FIG. 2

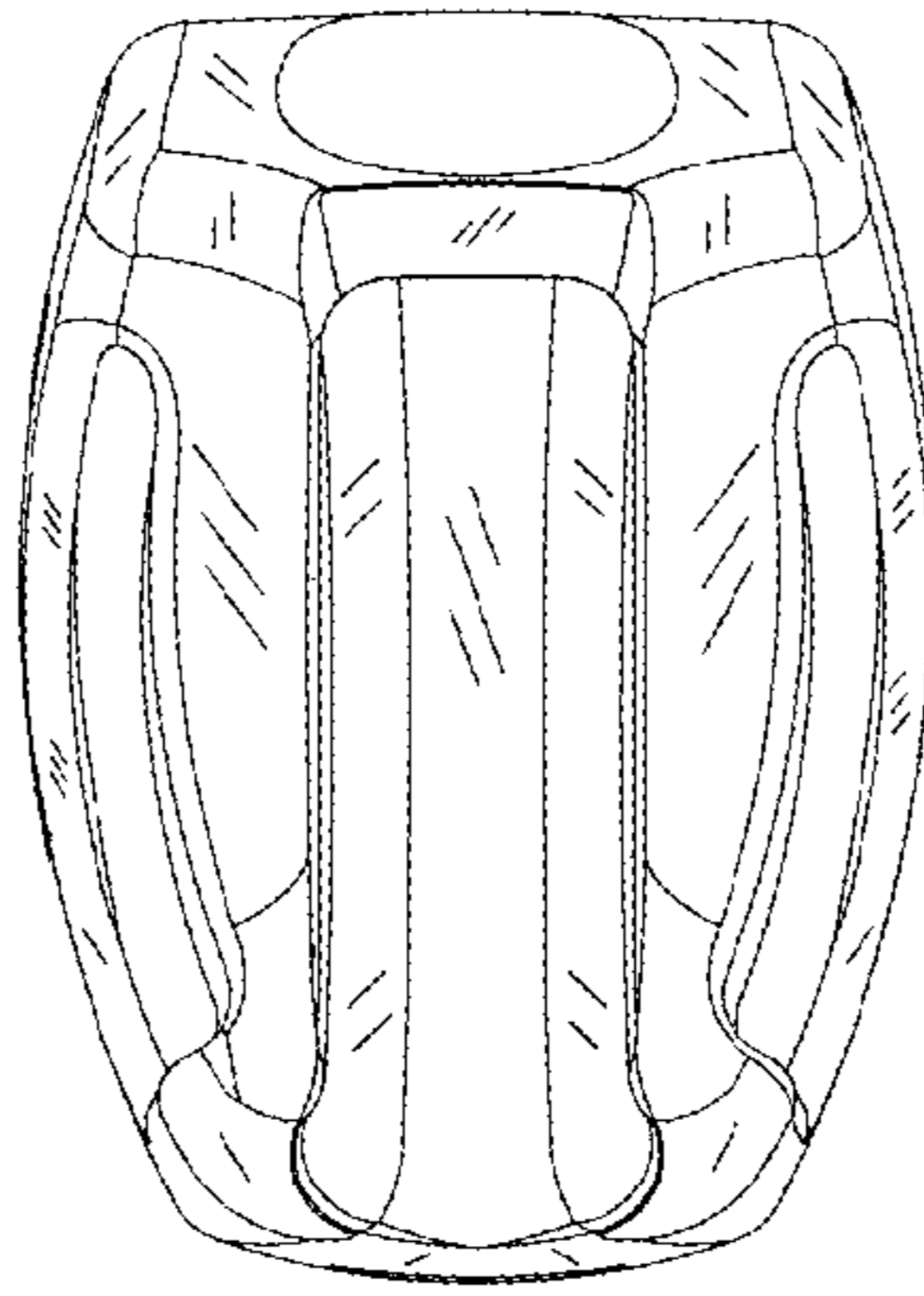


FIG. 3

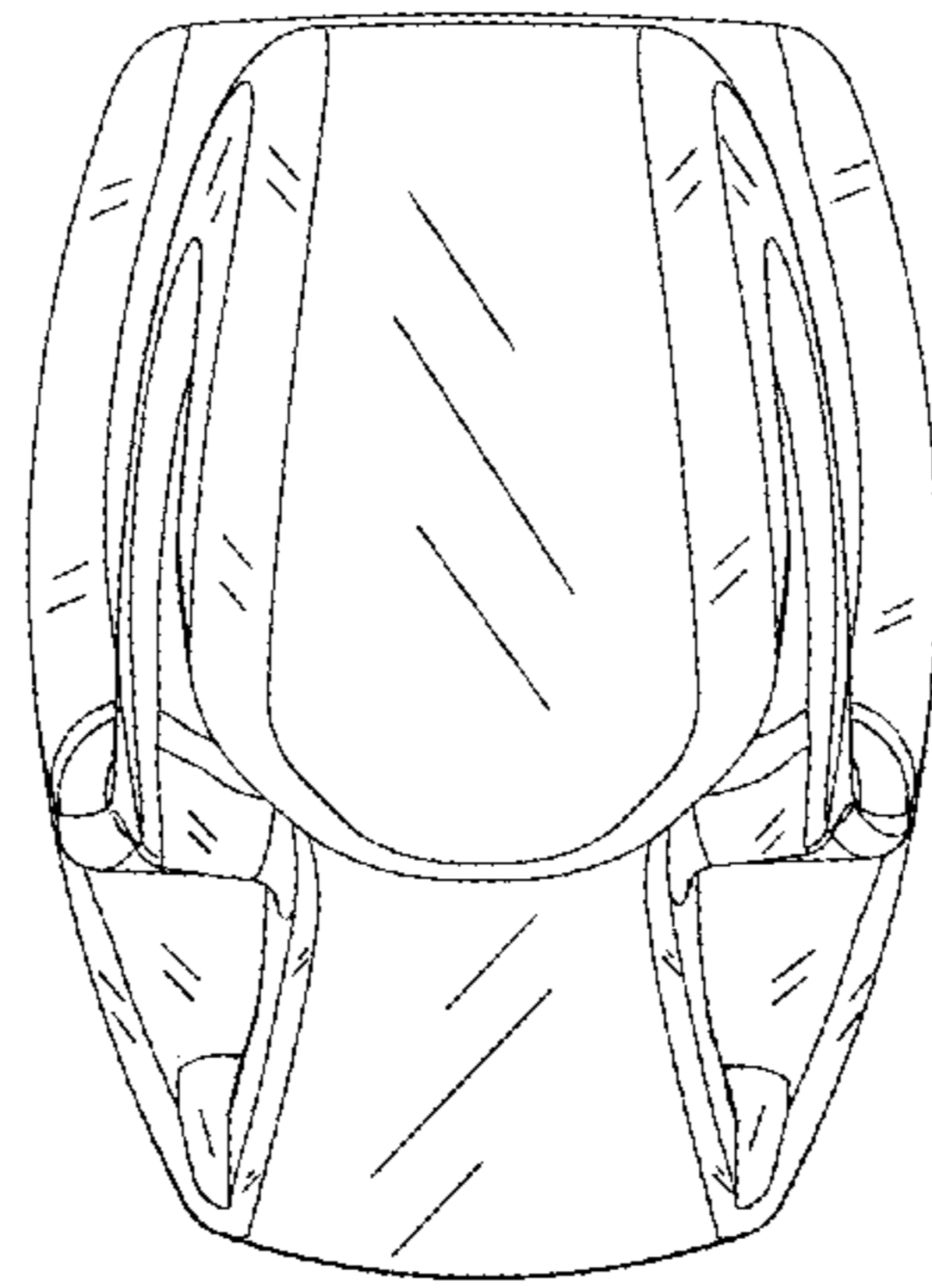


FIG. 4

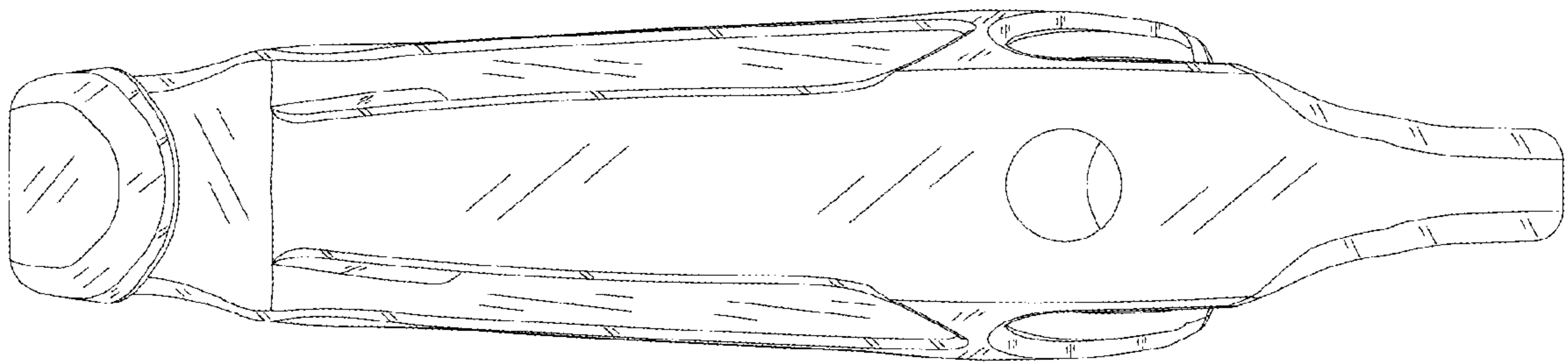


FIG. 5

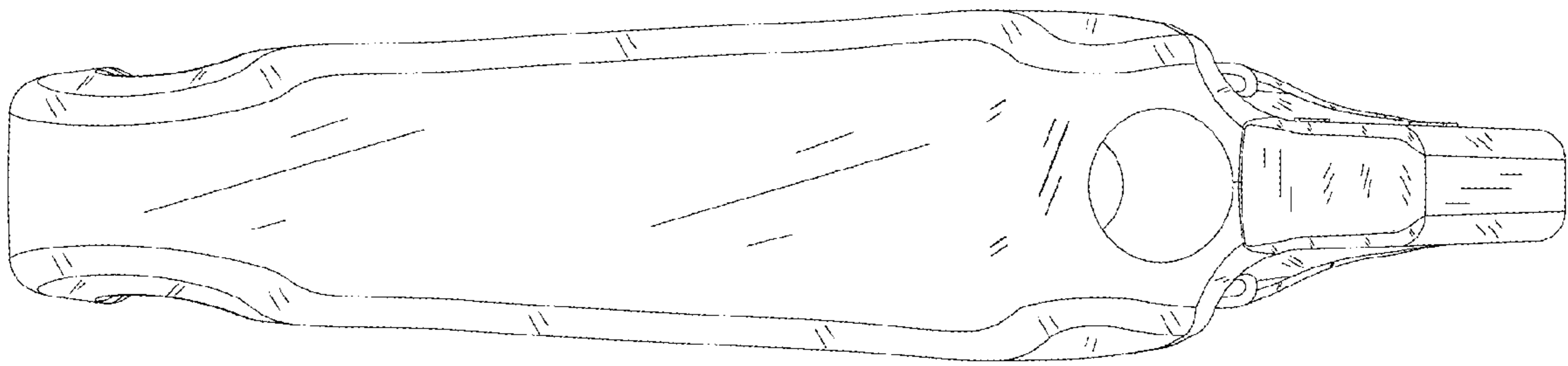


FIG. 6

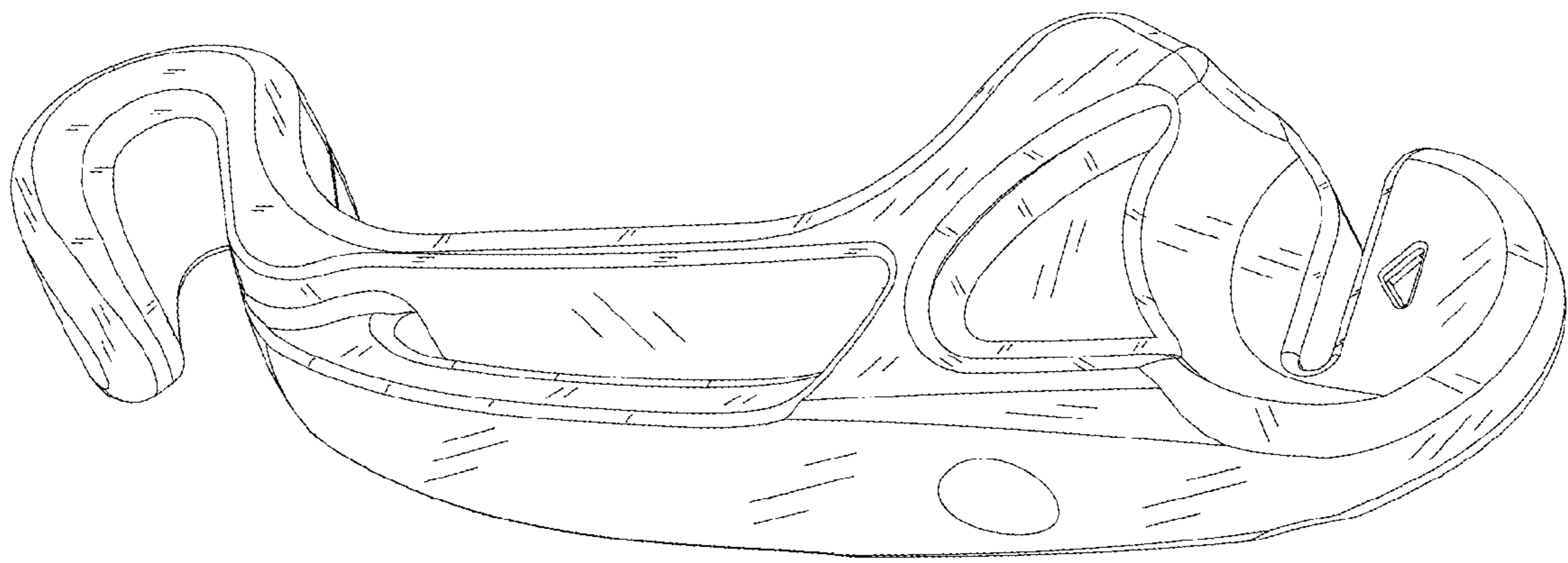


FIG. 7