



US00D680850S

(12) **United States Design Patent**
Jou

(10) **Patent No.:** **US D680,850 S**
(45) **Date of Patent:** **** Apr. 30, 2013**

- (54) **CABINET PULL**
- (75) Inventor: **Soub Yann Jou**, Grand Rapids, MI (US)
- (73) Assignee: **Century Hardware, Inc.**, Kentwood, MI (US)
- (**) Term: **14 Years**
- (21) Appl. No.: **29/418,258**
- (22) Filed: **Apr. 13, 2012**
- (51) **LOC (9) Cl.** **08-06**
- (52) **U.S. Cl.**
USPC **D8/315**
- (58) **Field of Classification Search** D8/300,
D8/305, 307, 315, 316, 317, DIG. 1; D23/250,
D23/254; D7/393; D6/549; D3/12; 16/110.1,
16/412, 413, 415
See application file for complete search history.

D450,511 S *	11/2001	Gottwald	D6/549
D470,742 S *	2/2003	Fields	D8/316
D471,074 S *	3/2003	Fields	D8/315
D471,075 S *	3/2003	Fields	D8/316
D561,556 S *	2/2008	McConnell	D8/316
D563,196 S *	3/2008	Ricereto	D8/315
D564,336 S *	3/2008	McConnell	D8/316
D611,323 S *	3/2010	Koskela	D8/316
D649,855 S *	12/2011	Warmenhoven	D8/305

* cited by examiner

Primary Examiner — Paula Greene

(74) *Attorney, Agent, or Firm* — Barnes & Thornburg LLP

(57) **CLAIM**

I claim the ornamental design for cabinet pull, as shown and described.

DESCRIPTION

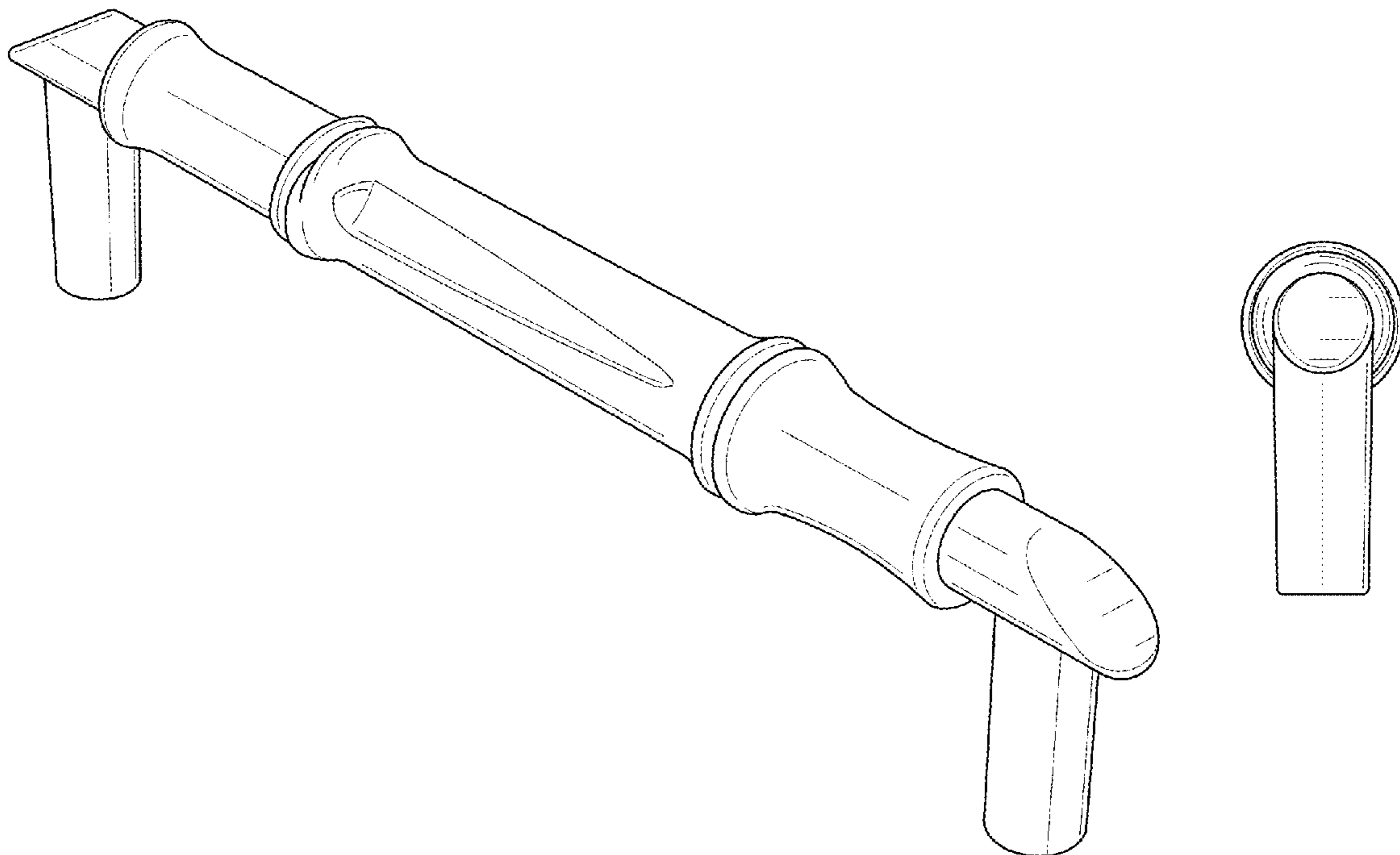
FIG. 1 is a front perspective view of a cabinet pull;
 FIG. 2 is a rear view thereof;
 FIG. 3 is a left end view thereof;
 FIG. 4 is a right end view thereof;
 FIG. 5 is top perspective view thereof; and,
 FIG. 6 is a bottom perspective thereof.
 The broken lines form no part of the claimed design.

1 Claim, 2 Drawing Sheets

(56) **References Cited**

U.S. PATENT DOCUMENTS

D227,437 S *	6/1973	Pruitt	D8/305
D294,669 S *	3/1988	Litowitz	D6/581
D299,110 S *	12/1988	Jans	D8/316
D337,507 S *	7/1993	Jans	D8/316
D338,149 S *	8/1993	Adams	D8/107
D411,729 S *	6/1999	Langmuir et al.	D8/320
D438,776 S *	3/2001	Boscherini	D8/316



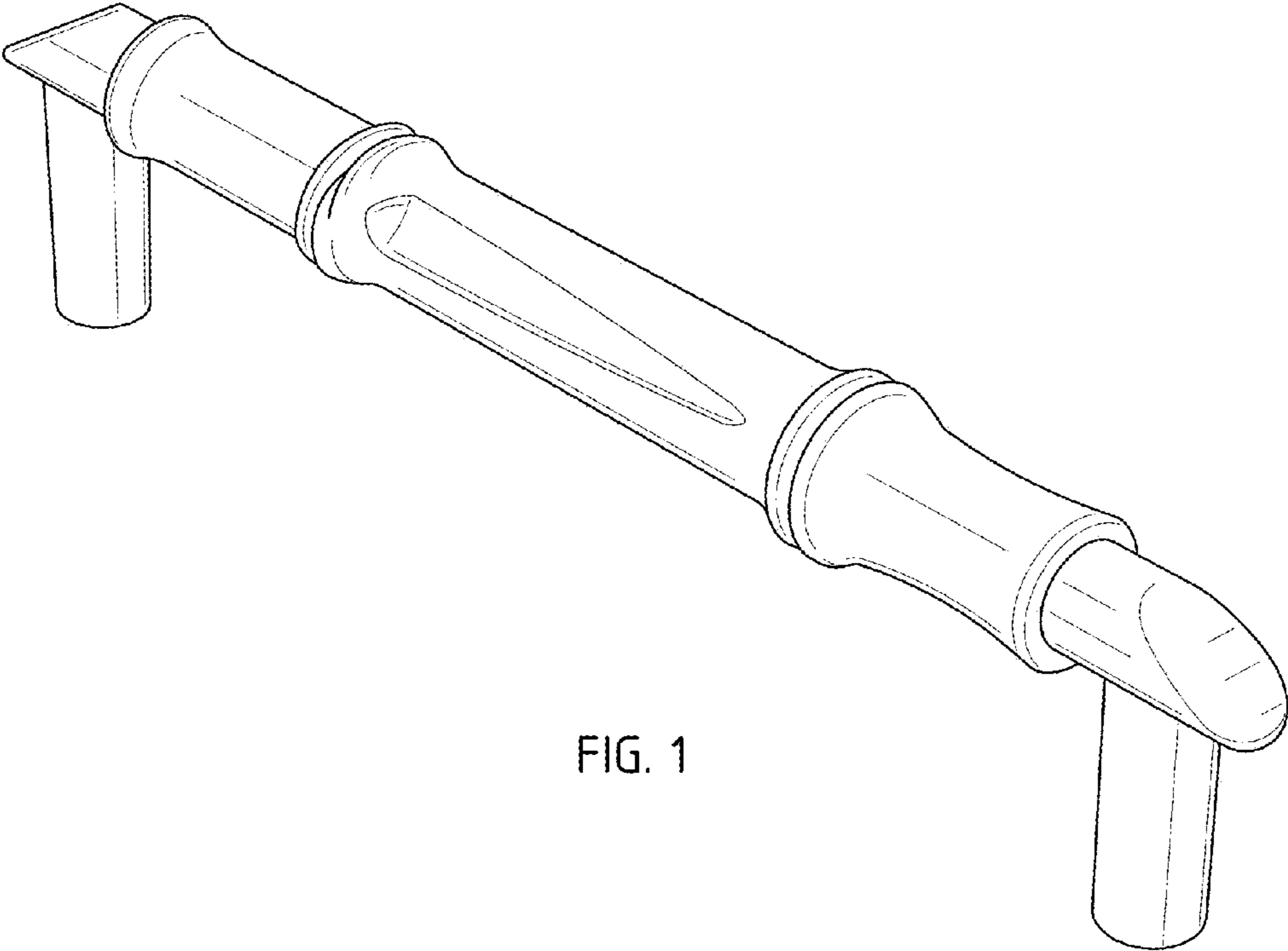


FIG. 1

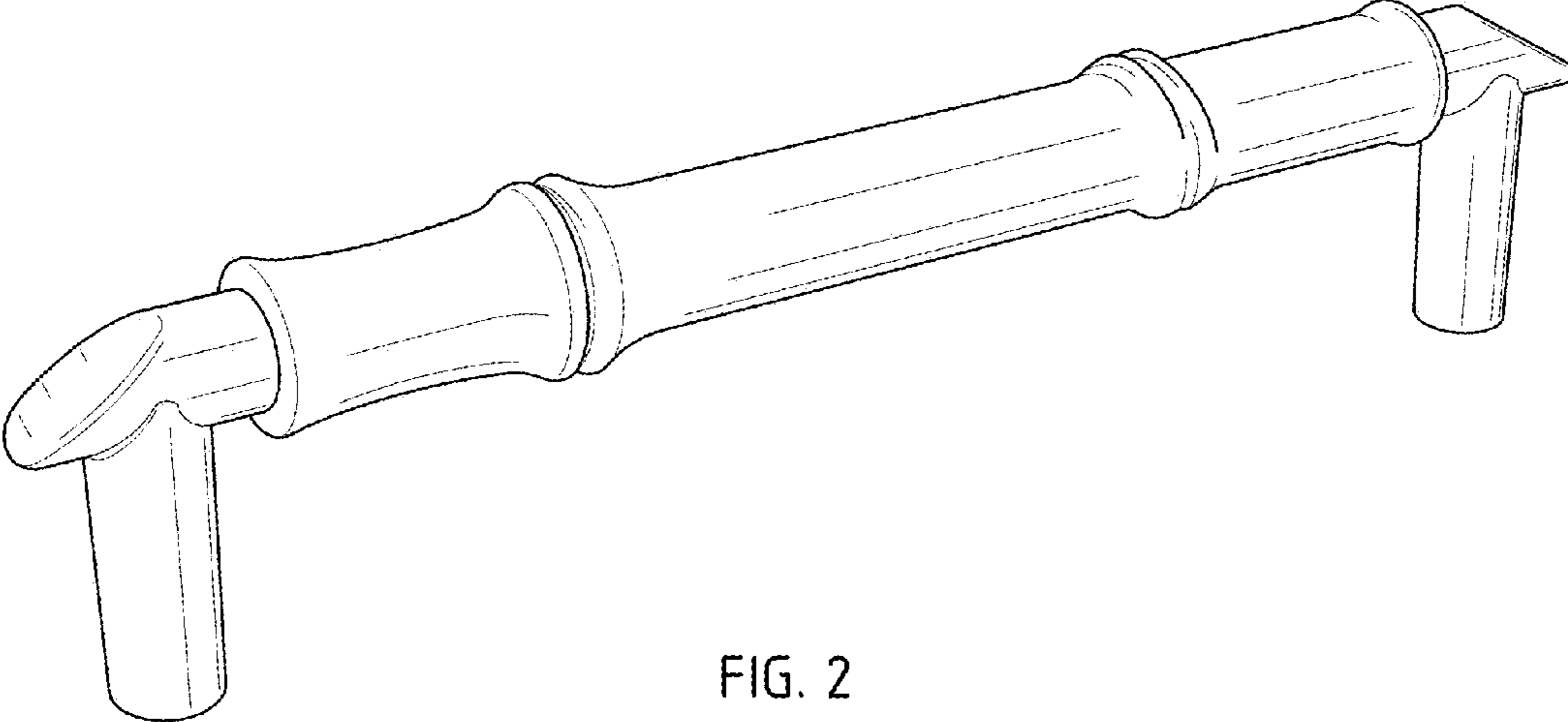


FIG. 2

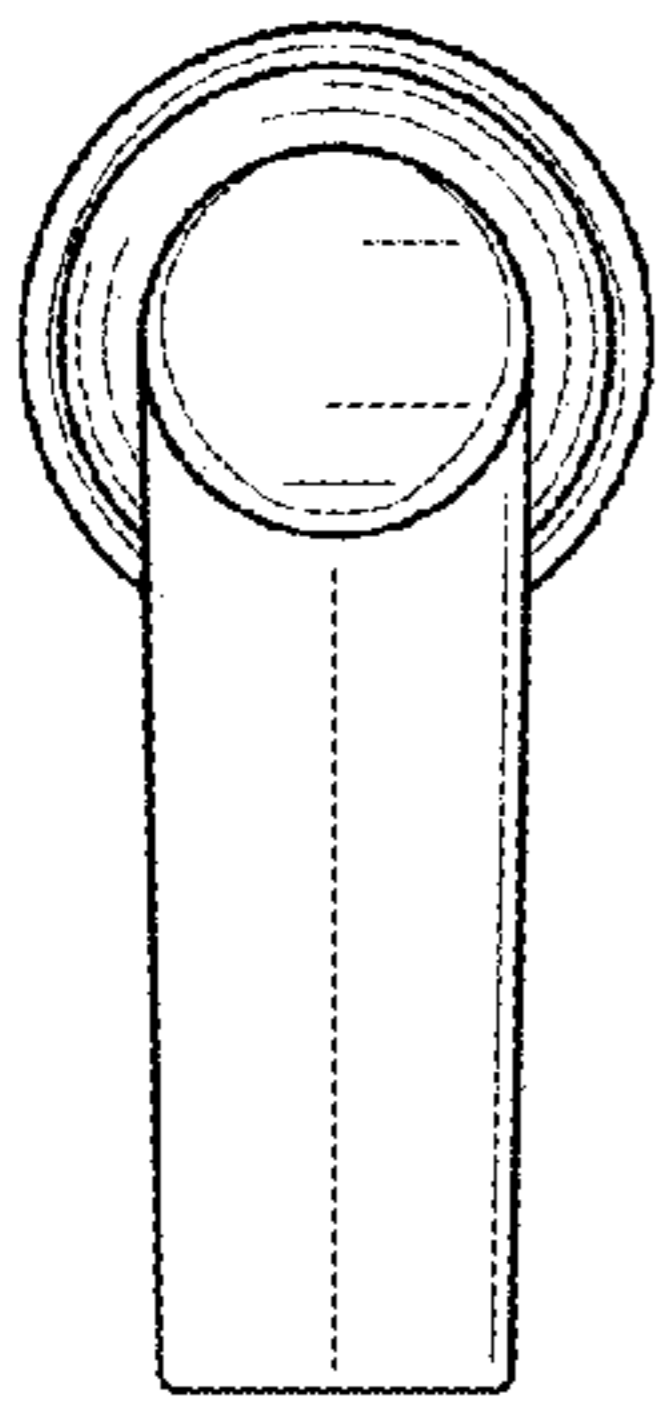


FIG. 3

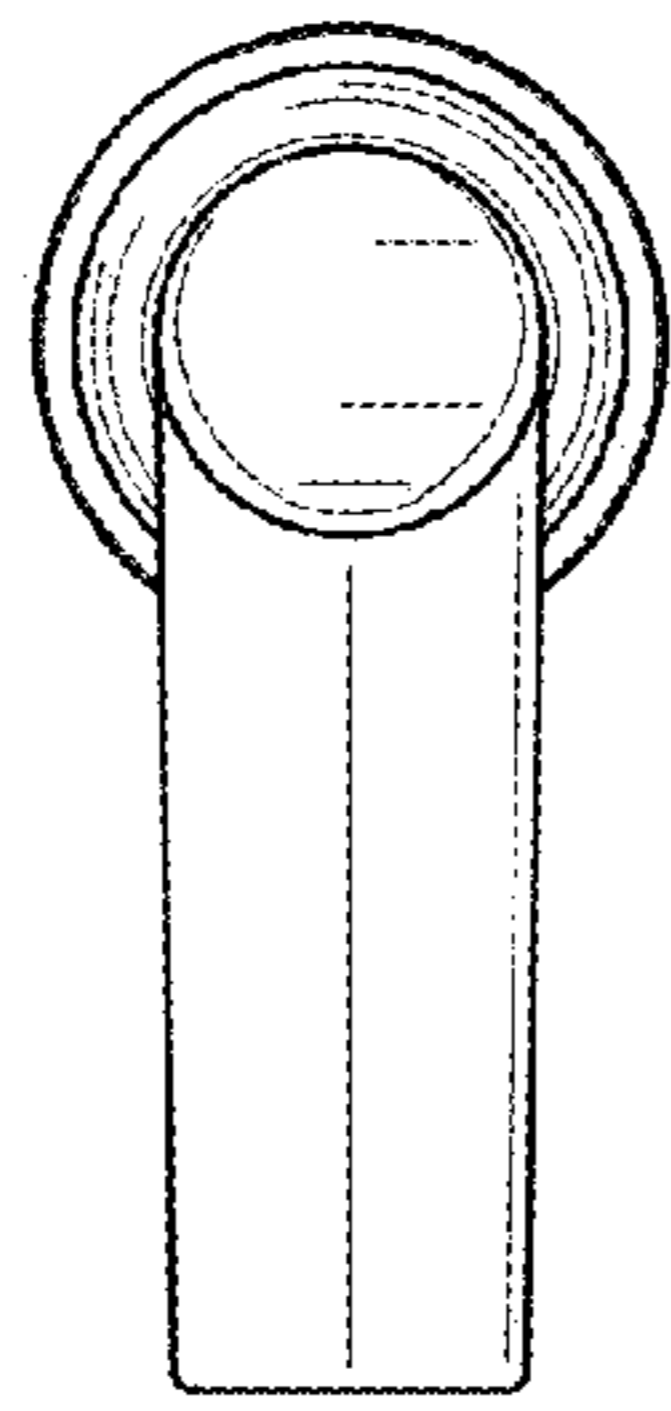


FIG. 4




FIG. 5




FIG. 6