



US00D680823S

(12) **United States Design Patent**
Crumley

(10) **Patent No.:** **US D680,823 S**

(45) **Date of Patent:** **** Apr. 30, 2013**

(54) **CORER**

4,596,073 A * 6/1986 Ewald 30/113.1
4,690,047 A * 9/1987 Balzano 99/542
5,481,803 A * 1/1996 Guthrie et al. 30/113.3

(76) Inventor: **James H. Crumley**, Buchanan, VA (US)

* cited by examiner

(**) Term: **14 Years**

Primary Examiner — Terry Wallace

(21) Appl. No.: **29/423,606**

(74) *Attorney, Agent, or Firm* — Quarles & Brady LLP

(22) Filed: **Jun. 1, 2012**

(57) **CLAIM**

(51) **LOC (9) Cl.** **07-06**

The ornamental design for a corer, as shown and described.

(52) **U.S. Cl.**

DESCRIPTION

USPC **D7/693**

(58) **Field of Classification Search** D7/680–696,
D7/669, 368; 30/113.1, 113.3, 301, 302,
30/130, 299, 316; 99/542, 544

FIG. 1 is a top, front perspective view of a corer embodying my new design;

FIG. 2 is a front elevational view thereof, of which the left side, right side, and back are identical;

FIG. 3 is a top view thereof; and,

FIG. 4 is a bottom view thereof.

See application file for complete search history.

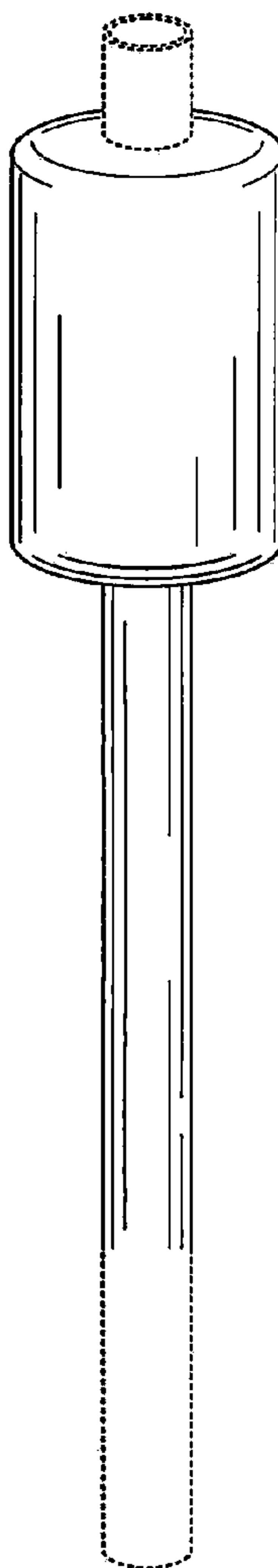
The broken lines are for illustrative purposes only and form no part of the claimed design.

(56) **References Cited**

U.S. PATENT DOCUMENTS

2,615,245 A * 10/1952 Schaumleffel 30/130
2,990,615 A * 7/1961 Ohler 30/316

1 Claim, 1 Drawing Sheet



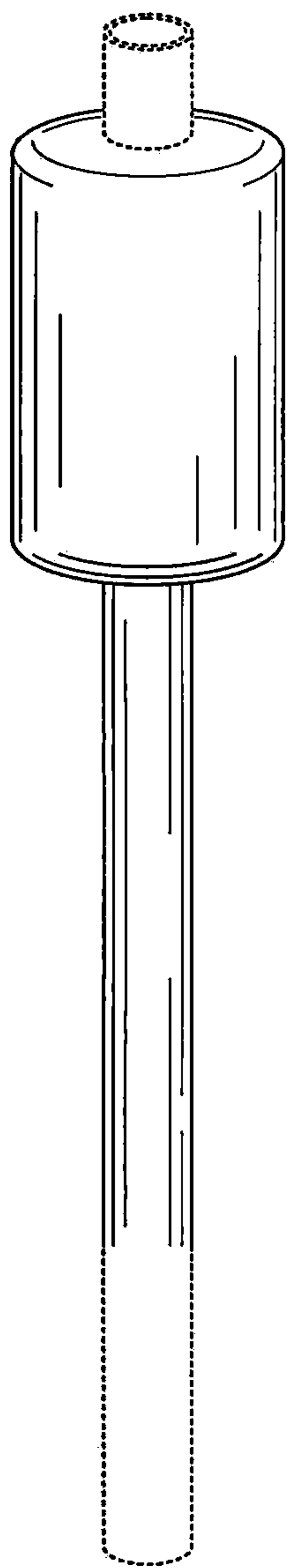


FIG. 1

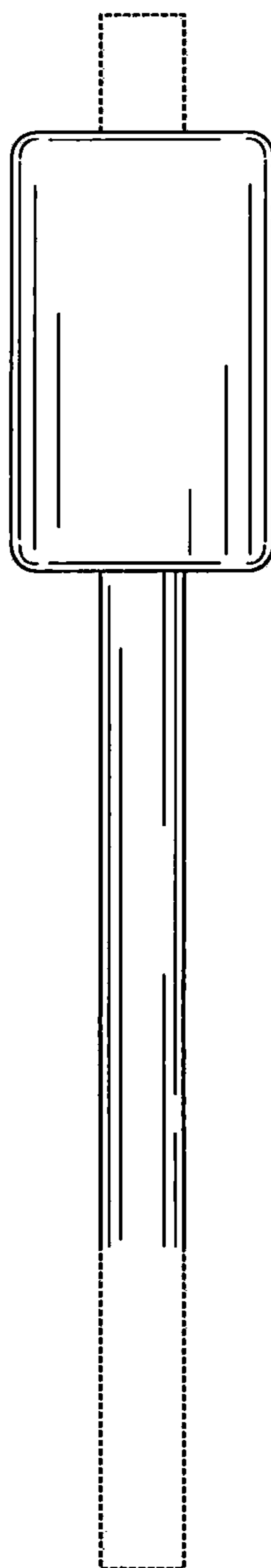


FIG. 2

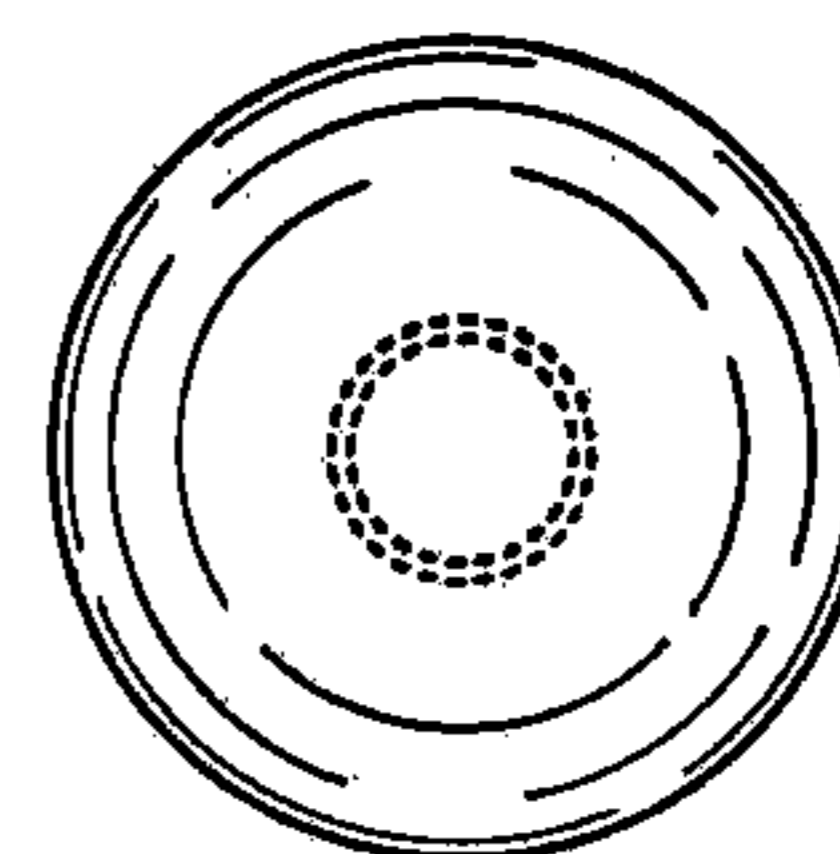


FIG. 3

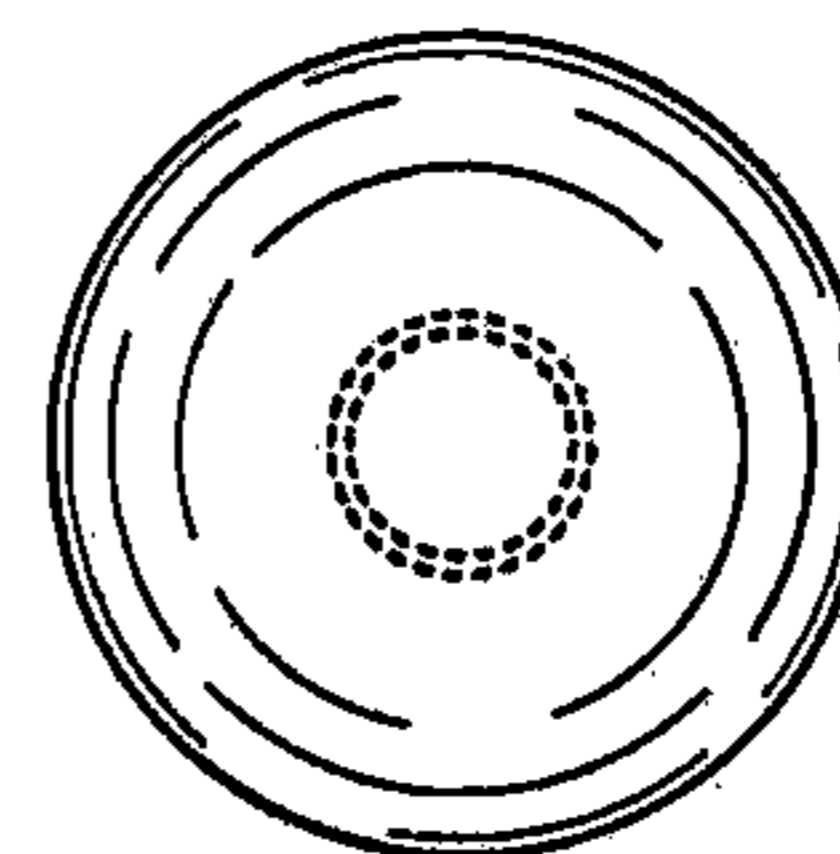


FIG. 4