



US00D680809S

(12) **United States Design Patent**
Kim et al.

(10) **Patent No.:** **US D680,809 S**

(45) **Date of Patent:** **** *Apr. 30, 2013**

(54) **HANDLE FOR GAS RANGE**

(75) Inventors: **Sooyeon Kim**, Seoul (KR); **Kyoungha Lee**, Busan (KR); **Najung Cho**, Seoul (KR); **Hanjin Jung**, Seoul (KR)

(73) Assignee: **LG Electronics Inc.**, Seoul (KR)

(*) Notice: This patent is subject to a terminal disclaimer.

(**) Term: **14 Years**

(21) Appl. No.: **29/382,138**

(22) Filed: **Dec. 29, 2010**

(51) **LOC (9) Cl.** **07-02**

(52) **U.S. Cl.**
USPC **D7/402; D8/316**

(58) **Field of Classification Search** D7/340–341,
D7/346, 348, 365, 367, 393–394, 402–407;
D8/315–318; D32/1, 2, 3; 16/412–420;
126/19 M, 275 R, 275 E, 21 A; 99/327–328,
99/329 R, 331, 332, 348, 357, 467, 448, 468,
99/483, 339

See application file for complete search history.

(56) **References Cited**

U.S. PATENT DOCUMENTS

D229,291 S * 11/1973 Frawley D8/317
D424,873 S * 5/2000 Holbrook D7/402

D429,953 S *	8/2000	Orzel et al.	D7/405
D468,962 S *	1/2003	Jones et al.	D7/405
D471,403 S *	3/2003	Jones et al.	D7/405
D477,177 S *	7/2003	Jeong	D7/340
D511,936 S *	11/2005	Becker et al.	D7/406
D511,955 S *	11/2005	Baldwin et al.	D8/301
D525,476 S *	7/2006	Bengtson et al.	D7/349
D552,959 S *	10/2007	Gilboe	D8/317
D565,892 S *	4/2008	McConnell et al.	D7/402
D587,730 S *	3/2009	Yang et al.	D15/89
D593,799 S *	6/2009	Cruver et al.	D7/402
D646,141 S *	10/2011	Jeon et al.	D8/316

* cited by examiner

Primary Examiner — T. Chase Nelson

Assistant Examiner — Mark Cavanna

(74) *Attorney, Agent, or Firm* — Birch, Stewart, Kolasch & Birch, LLP

(57) **CLAIM**

The ornamental design for a handle for gas range, as shown and described.

DESCRIPTION

FIG. 1 is a top, front, perspective view of a handle for gas range showing our new design;
FIG. 2 is a front view thereof;
FIG. 3 is a rear view thereof;
FIG. 4 is a left side view thereof;
FIG. 5 is a right side view thereof;
FIG. 6 is a top view thereof; and,
FIG. 7 is a bottom view thereof.

1 Claim, 2 Drawing Sheets

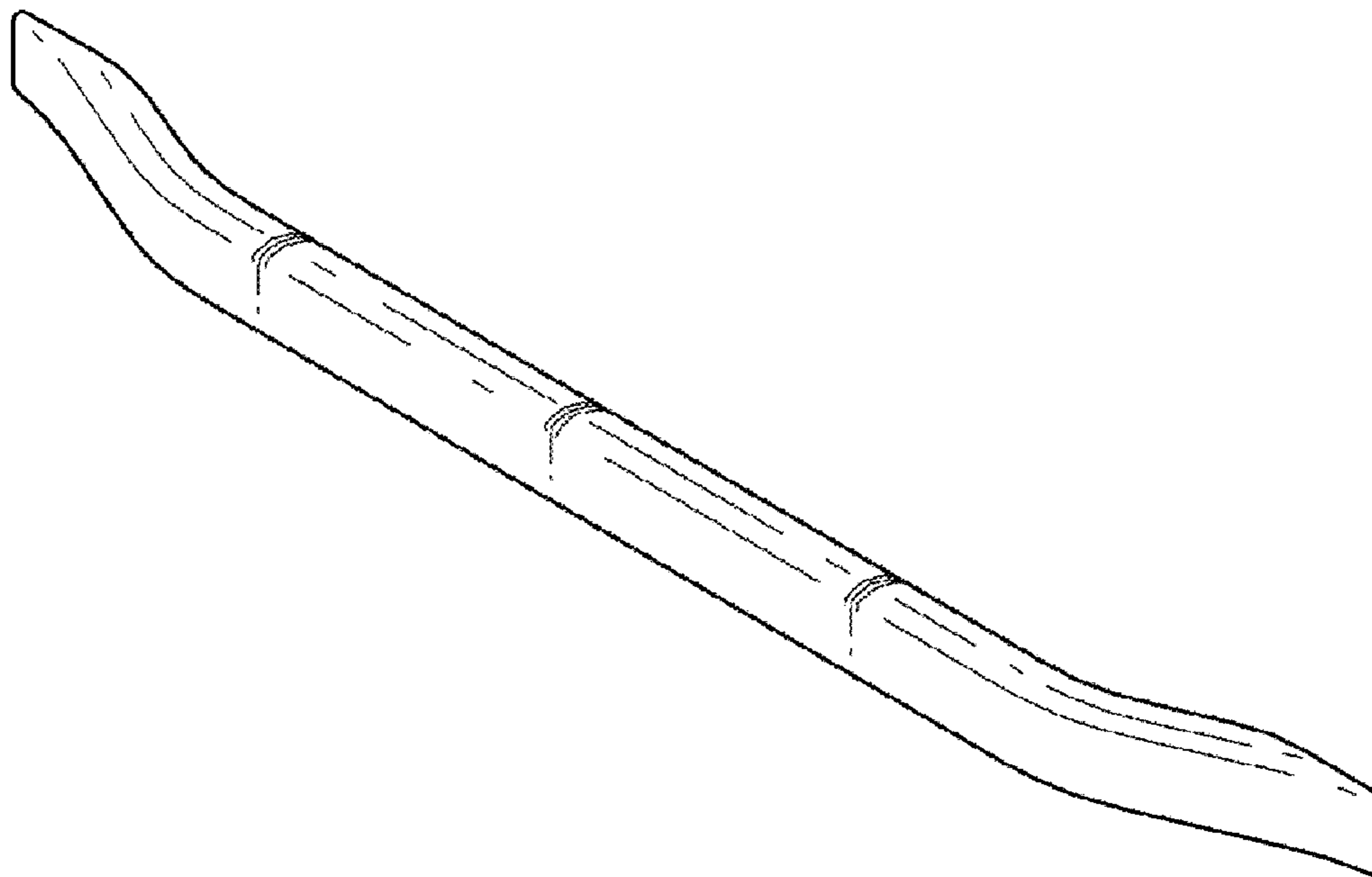


FIG. 1

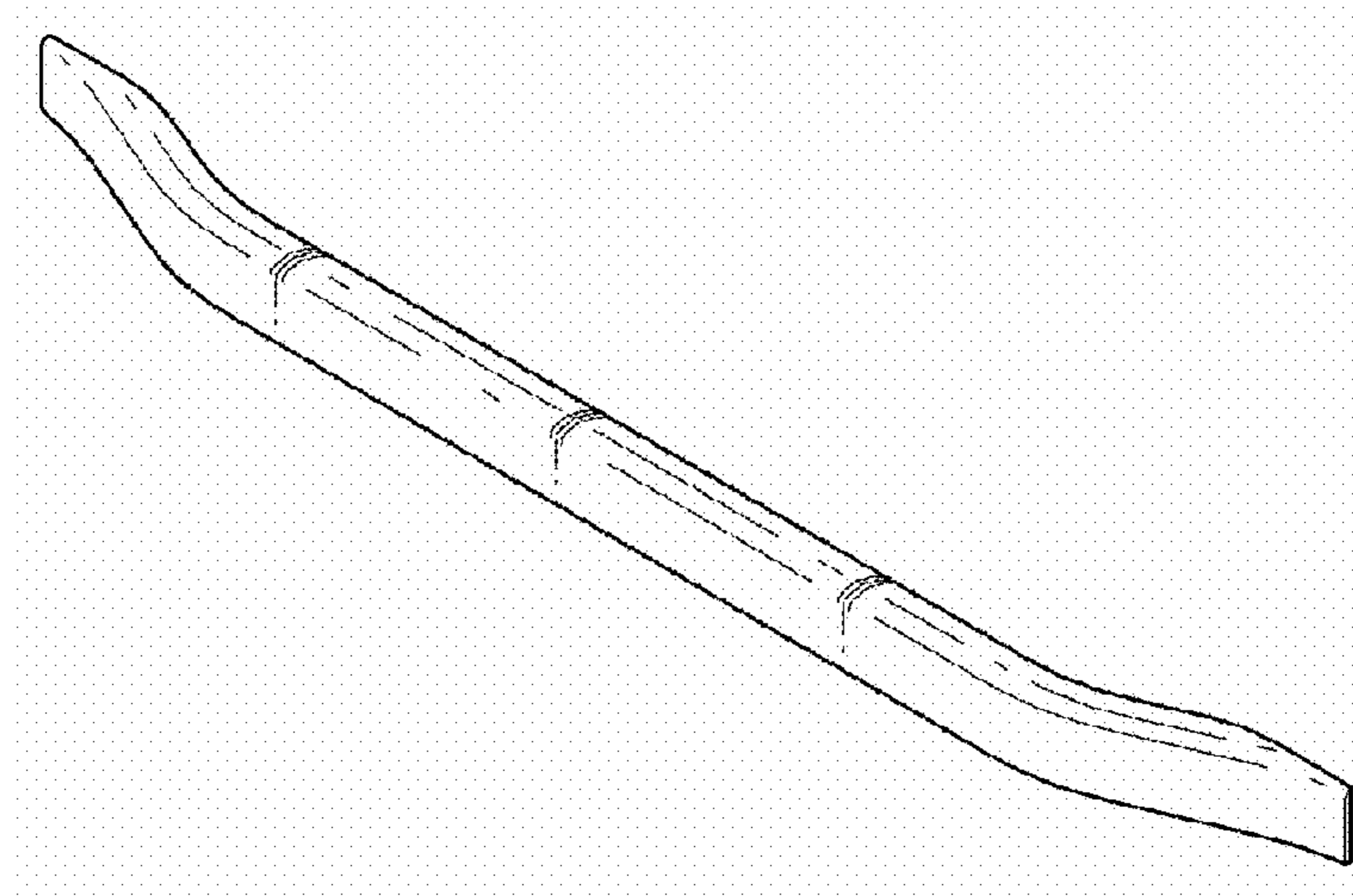


FIG. 2

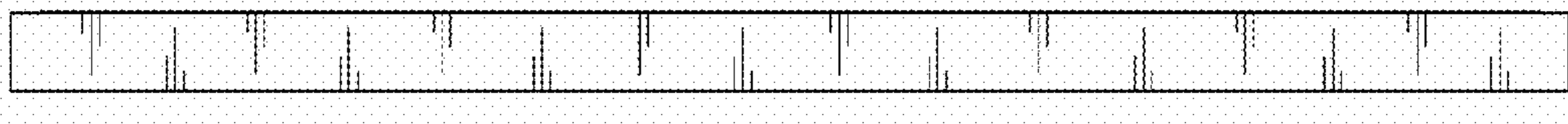


FIG. 3




FIG. 4

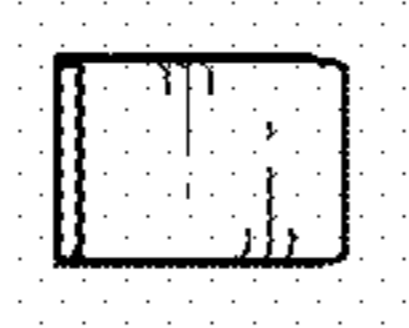


FIG. 5



FIG. 6




FIG. 7

