



US00D680804S

(12) **United States Design Patent**
Gilboe

(10) **Patent No.:** **US D680,804 S**

(45) **Date of Patent:** **** Apr. 30, 2013**

(54) **HOOK**

(75) Inventor: **Kevin J. Gilboe**, Woodbury, MN (US)

(73) Assignee: **3M Innovative Properties Company**,
St. Paul, MN (US)

(**) Term: **14 Years**

(21) Appl. No.: **29/422,954**

(22) Filed: **May 25, 2012**

(51) **LOC (9) Cl.** **08-05**

(52) **U.S. Cl.**

USPC **D7/367**

(58) **Field of Classification Search** D8/367,
D8/353, 354, 349, 356, 352, 351, 381, 372;
D6/323; 248/301, 304, 214, 215, 508, 354.7,
248/340, 302; D21/662; 294/143; 211/118;
16/87.2, 87.8, 330; 24/DIG. 11; 402/79;
D22/144

See application file for complete search history.

(56) **References Cited**

U.S. PATENT DOCUMENTS

D339,058	S	*	9/1993	Greenhut et al.	D8/367
D389,399	S	*	1/1998	Bries et al.	D8/367
D395,594	S	*	6/1998	Bries et al.	D8/367
D404,287	S	*	1/1999	Hepworth	D8/367
D417,606	S	*	12/1999	Bries et al.	D8/367
6,131,864	A	*	10/2000	Schumann	248/205.3

D436,841	S	*	1/2001	Carpenter	D8/373
6,325,345	B1	*	12/2001	Carpenter	248/217.3
D480,292	S	*	10/2003	Johansson et al.	D8/367
D486,057	S	*	2/2004	Chen	D8/367
D494,452	S	*	8/2004	Sheldon et al.	D8/367
D543,837	S	*	6/2007	Newbould et al.	D8/367
D554,481	S	*	11/2007	Newbould et al.	D8/367
D554,482	S	*	11/2007	Hager et al.	D8/367
D600,536	S	*	9/2009	Hager et al.	D8/367
D608,185	S	*	1/2010	Gomez	D8/367
D609,995	S	*	2/2010	Hager et al.	D8/367
D632,950	S	*	2/2011	McGreevy et al.	D8/367
D665,653	S	*	8/2012	Thompson et al.	D8/367

* cited by examiner

Primary Examiner — Cynthia Underwood

(74) *Attorney, Agent, or Firm* — Irina Hass

(57) **CLAIM**

The ornamental design for a hook, as shown and described.

DESCRIPTION

FIG. 1 is a perspective view showing the new design for a hook;

FIG. 2 is a right side view thereof, the left side being a mirror image thereof;

FIG. 3 is a front view thereof;

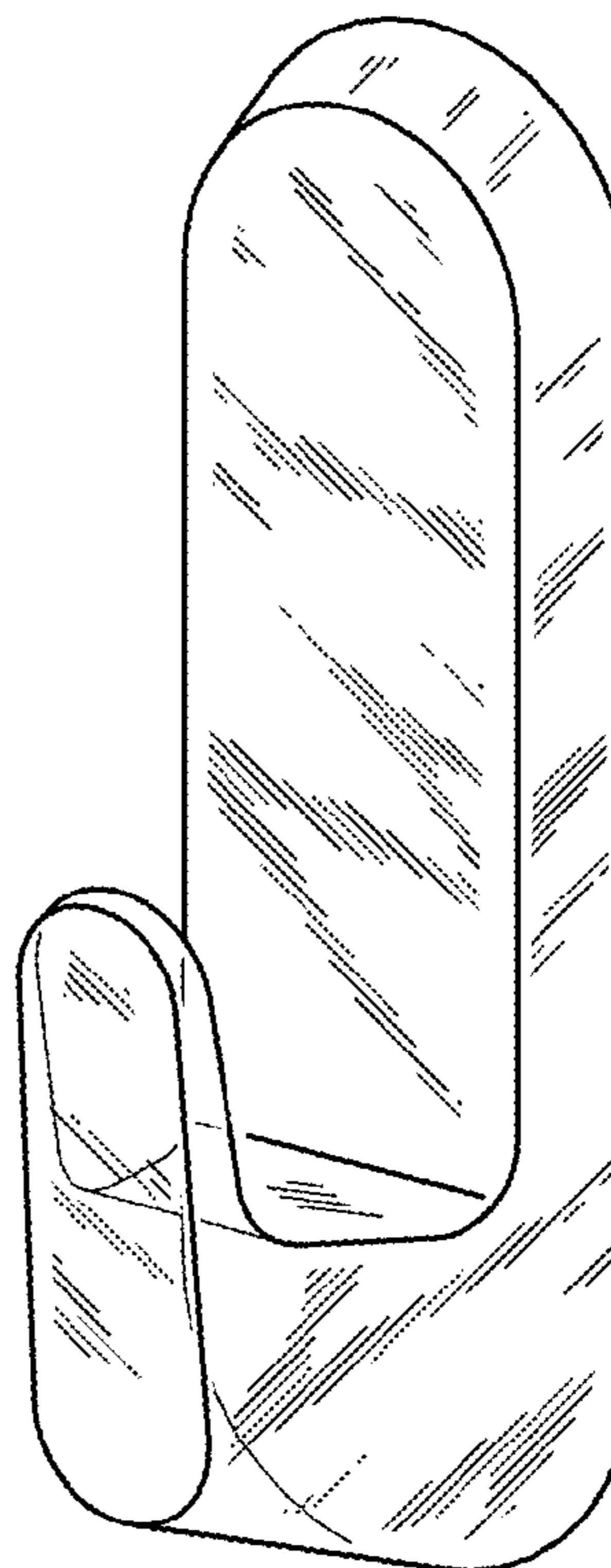
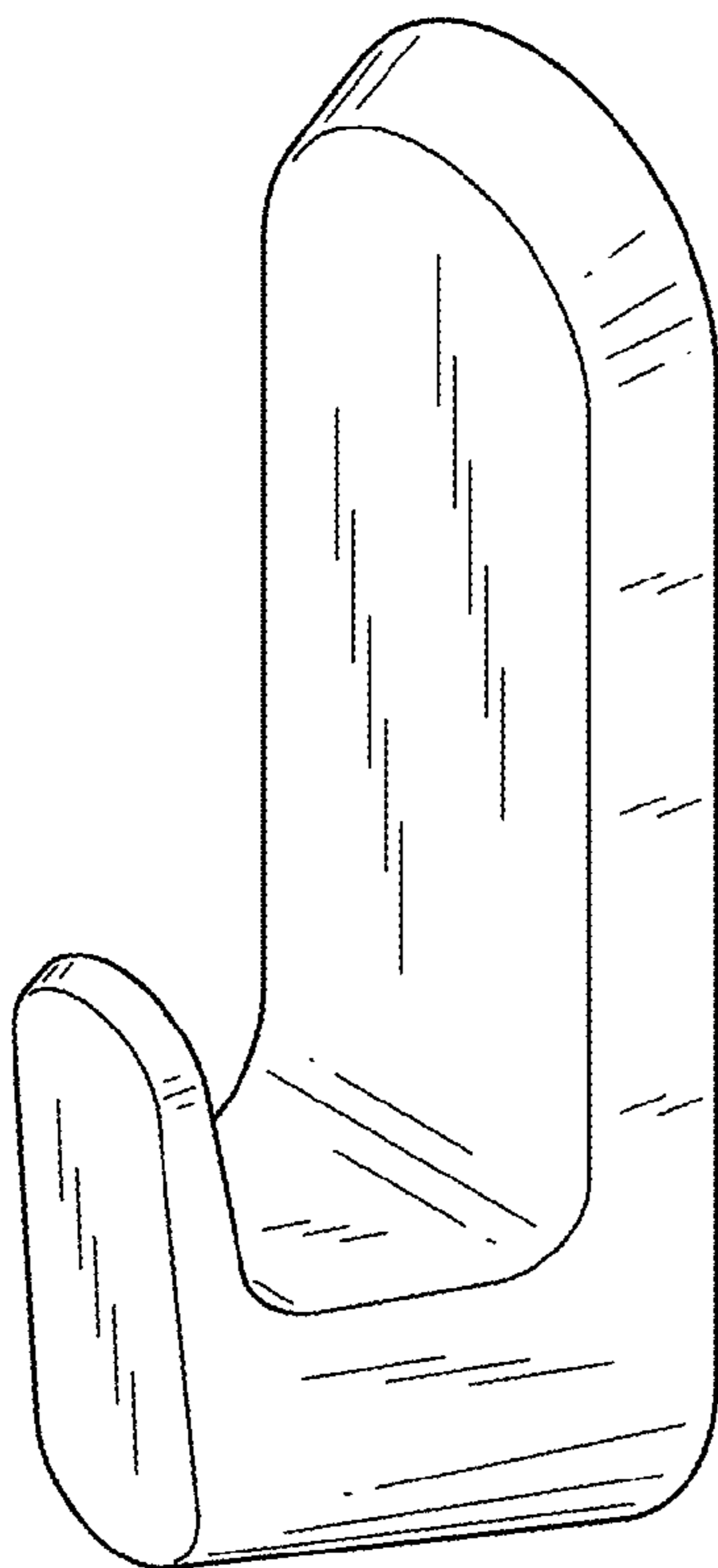
FIG. 4 is a top view thereof;

FIG. 5 is a bottom view thereof;

FIG. 6 is a rear view thereof; and,

FIG. 7 is a perspective view of a second embodiment of the hook showing the new design.

1 Claim, 2 Drawing Sheets



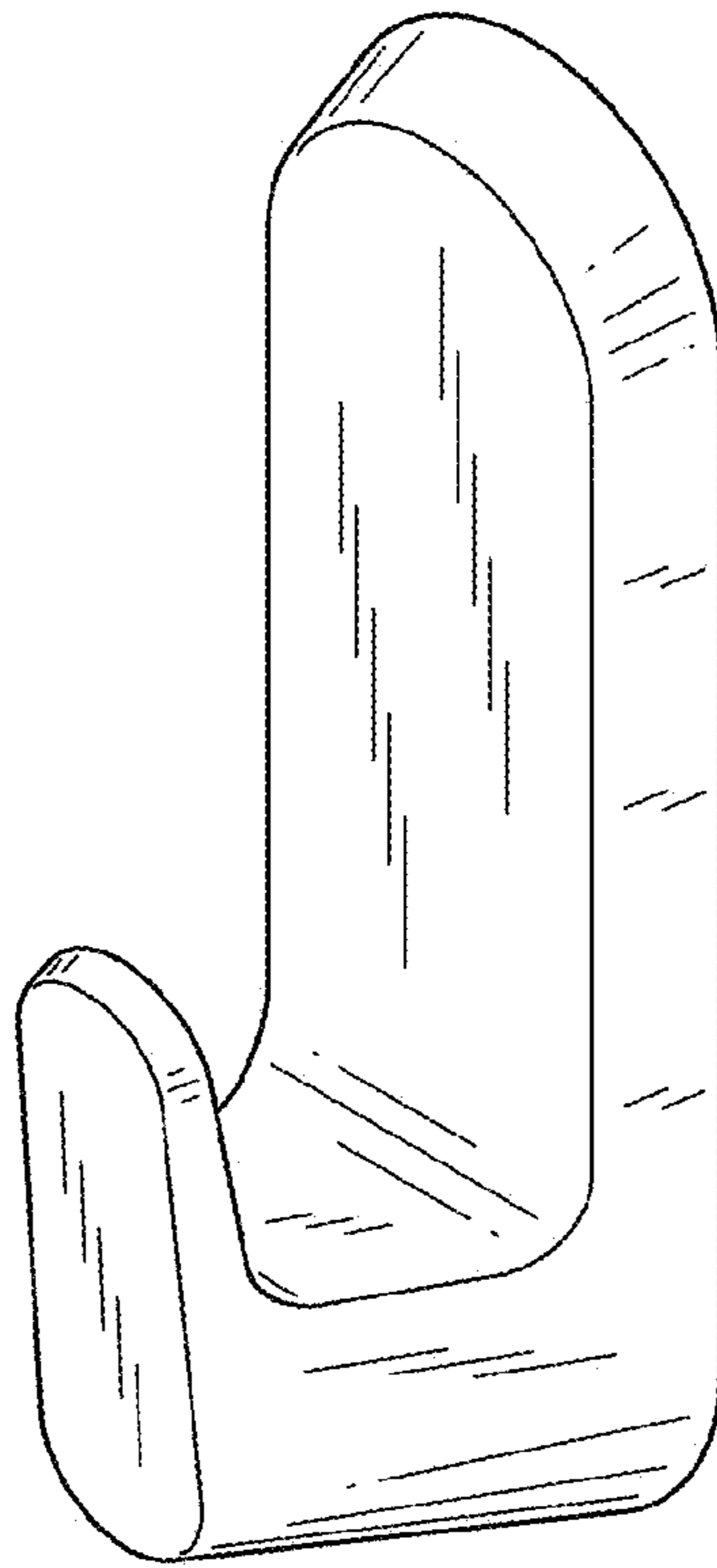


FIG. 1

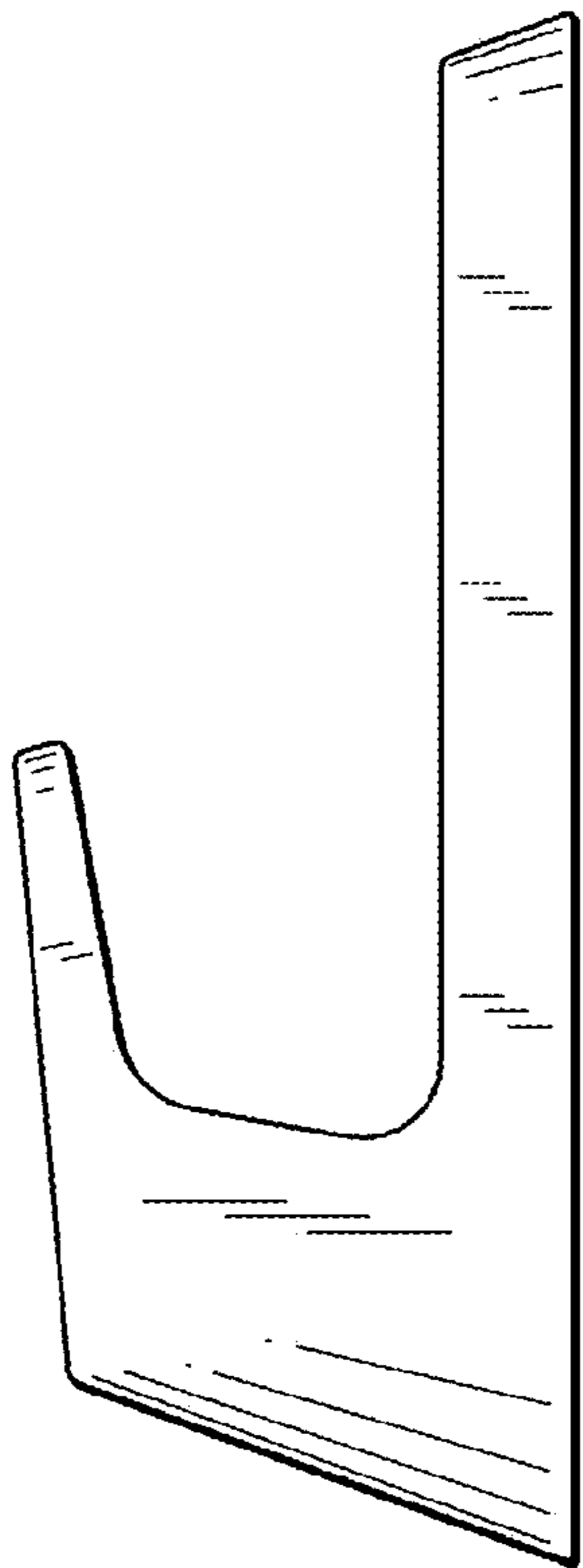


FIG. 2

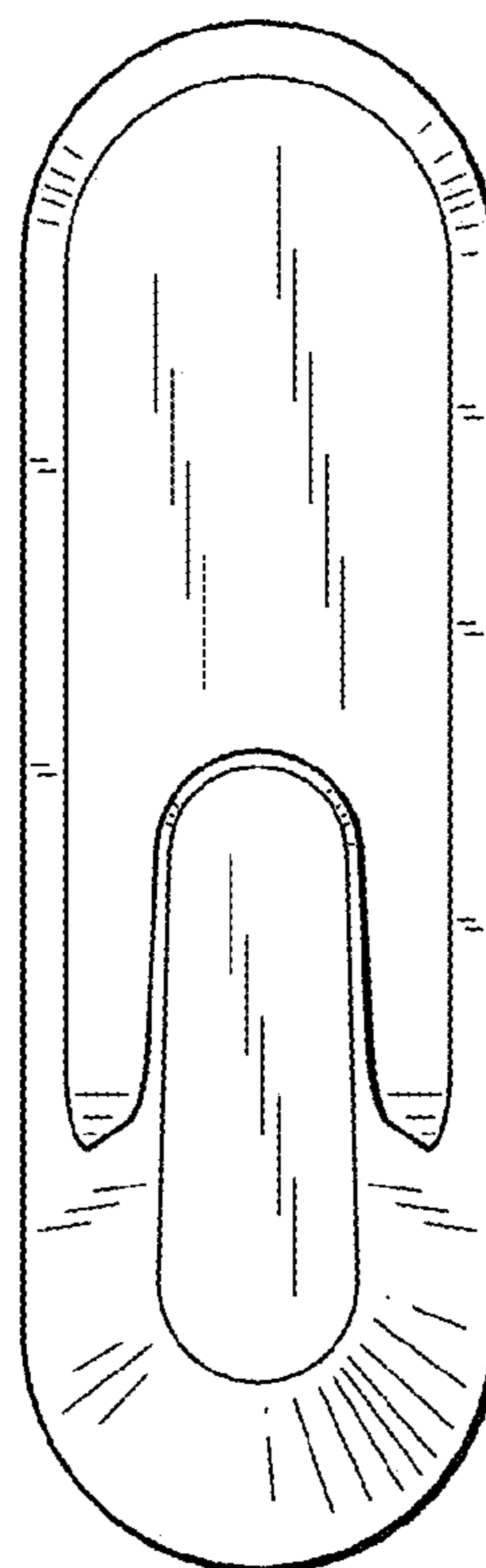


FIG. 3

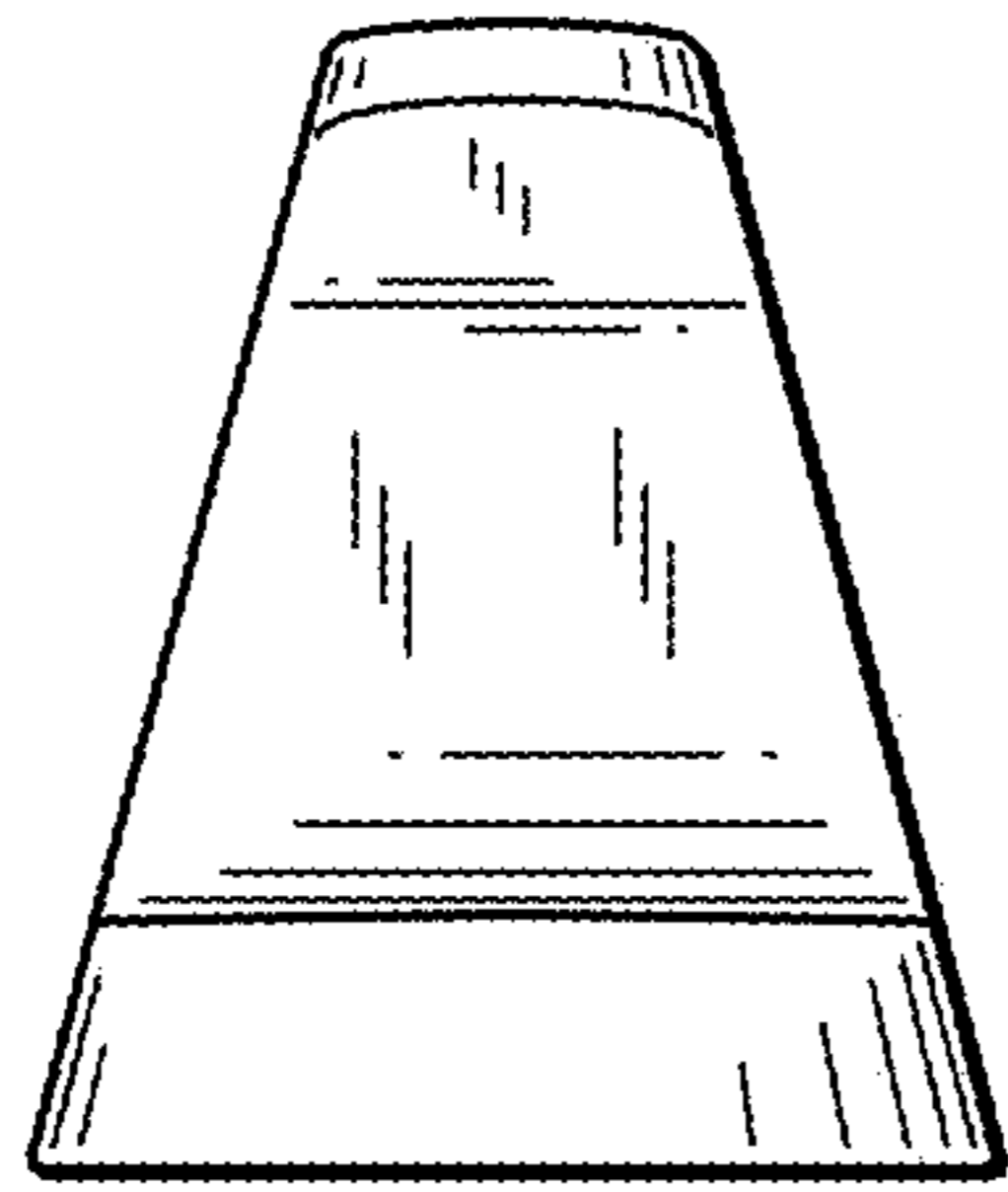


FIG. 4




FIG. 5




FIG. 6

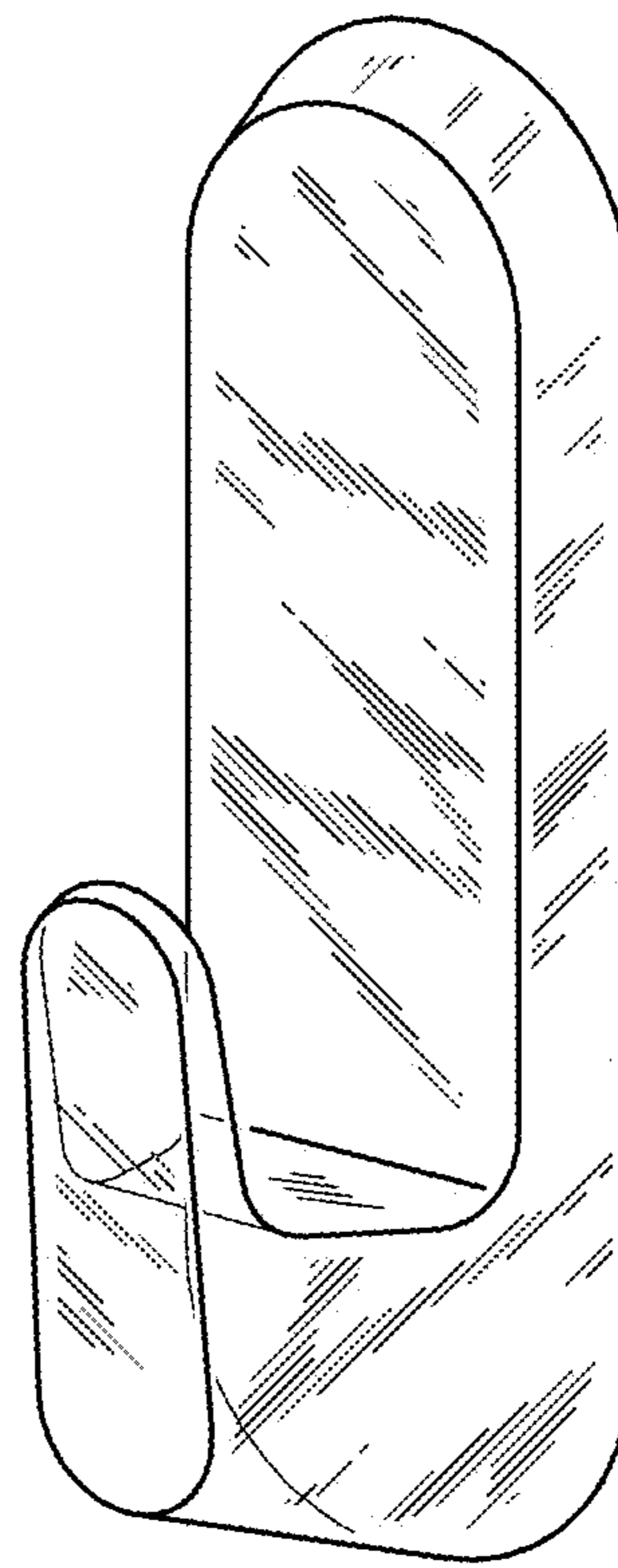


FIG. 7