



US00D680803S

(12) **United States Design Patent**
Varakian et al.

(10) **Patent No.:** **US D680,803 S**
(45) **Date of Patent:** **** Apr. 30, 2013**

(54) **SAUTE PAN AND LID**

(71) Applicant: **Nambe, LLC**, Santa Fe, NM (US)
(72) Inventors: **Robert Varakian**, Closter, NJ (US); **Neil Cohen**, New York, NY (US)
(73) Assignee: **Nambe, LLC**, Santa Fe, NM (US)
(**) Term: **14 Years**
(21) Appl. No.: **29/433,103**

(22) Filed: **Sep. 26, 2012**

(51) **LOC (9) Cl.** **07-02**

(52) **U.S. Cl.**
USPC **D7/360; D7/354**

(58) **Field of Classification Search** D7/323,
D7/329-332, 337-339, 346-347, 350.1-350.4,
D7/353-367, 391-395, 402-406, 538-543,
D7/665; 99/324-325, 330-332, 337-343,
99/366-369, 400-418, 422, 425, 444, 483;
126/37 R, 41 R, 261, 369, 378.1; 206/501-505,
206/507-508; 219/387, 400, 405, 429-442,
219/452.11, 620-624, 725, 730-735; 220/314-315,
220/573.1-573.5, 592.16, 912; 426/438,
426/441

See application file for complete search history.

(56) **References Cited**

U.S. PATENT DOCUMENTS

D190,962 S *	7/1961	Quistgaard	D7/542
D264,793 S *	6/1982	Blake	D7/539
D286,488 S *	11/1986	Broere	D7/542
D470,715 S *	2/2003	Kloppsteck	D7/360
D523,694 S *	6/2006	Czebiniak	D7/542
D535,856 S *	1/2007	Kell	D7/538
D563,174 S *	3/2008	O'Neil et al.	D7/538
D589,295 S *	3/2009	Rohrer	D7/360
D594,704 S *	6/2009	Loaiza	D7/542
D618,490 S *	6/2010	Li	D7/354
D635,402 S *	4/2011	Shah	D7/538
D641,200 S *	7/2011	Lion et al.	D7/356
D644,490 S *	9/2011	Shah	D7/542

* cited by examiner

Primary Examiner — Ricky Pham

(74) *Attorney, Agent, or Firm* — Brinks Hofer Gilson & Lione


(57) **CLAIM**

We claim the ornamental design for a saute pan and lid, as shown and described.

DESCRIPTION

FIG. 1 is a front elevation view of a saute pan and lid, the opposite side being identical thereto.
FIG. 2 is a side view of the saute pan and lid shown in FIG. 1, the opposite side being identical thereto.
FIG. 3 is a top plan view of the saute pan and lid shown in the previous figures; and,
FIG. 4 is a bottom plan view of the saute pan and lid shown in the previous figures.

1 Claim, 3 Drawing Sheets



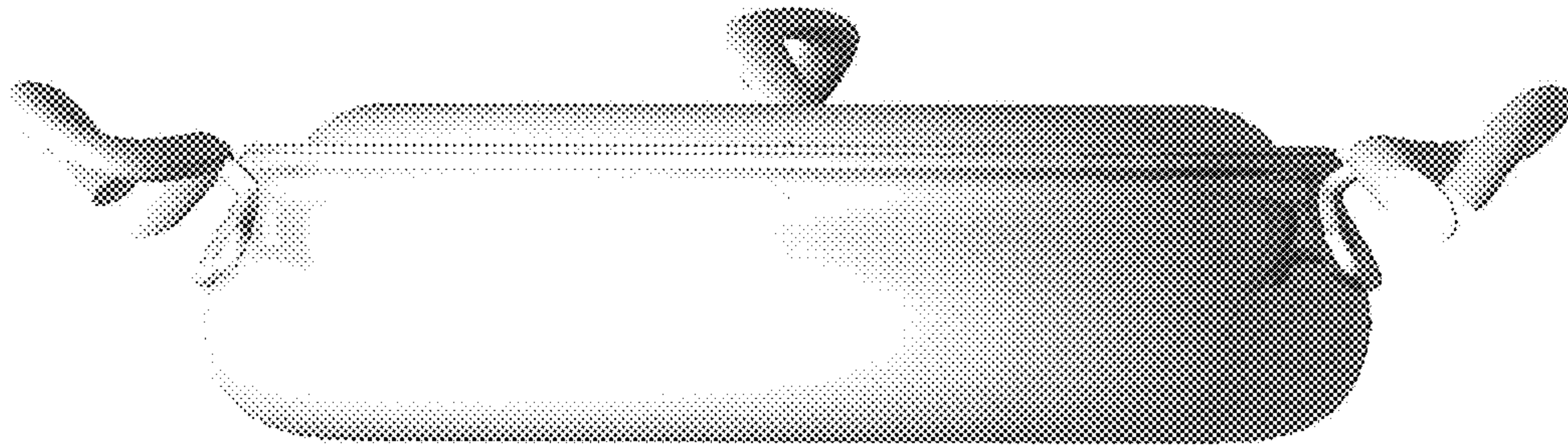


Fig 1




Fig 2




Fig 3




Fig 4