



US00D680792S

(12) **United States Design Patent**
Bodum

(10) **Patent No.:** **US D680,792 S**
(45) **Date of Patent:** **** Apr. 30, 2013**

- (54) **ELECTRIC KETTLE**
- (75) Inventor: **Jorgen Bodum**, Meggen (CH)
- (73) Assignee: **Pi-Design AG**, Triengen (CH)
- (**) Term: **14 Years**
- (21) Appl. No.: **29/408,462**
- (22) Filed: **Dec. 13, 2011**

D612,660 S * 3/2010 Bodum D7/319
 D622,090 S * 8/2010 Bodum D7/317
 D652,246 S 1/2012 Bodum

OTHER PUBLICATIONS

Bodum Catalog 2010 (Jan. 2010), pp. 16 to 21, 44, 45, 64 to 67 and 154 to 158.
 Print out from www.everythingkitchens.com/cloer_electric_water_kettle_5054019.html.
 Printout from www.purenature24.com/shop/k147/appliances.html.
 European community design No. 000764295-0007, registered Jul. 26, 2007.

(30) **Foreign Application Priority Data**

Jun. 14, 2011 (WO) DM/076 202

- (51) **LOC (9) Cl.** **07-01**
- (52) **U.S. Cl.**
USPC **D7/319; D7/317; D7/320**
- (58) **Field of Classification Search** D7/317-319,
D7/598, 600, 312, 322, 321, 320; 99/299,
99/306, 297; 222/572

See application file for complete search history.

* cited by examiner

Primary Examiner — Marianne Pandozzi
 (74) *Attorney, Agent, or Firm* — Sughrue Mion, PLLC

(57) **CLAIM**

The ornamental design for a electric kettle, as shown and described.

DESCRIPTION

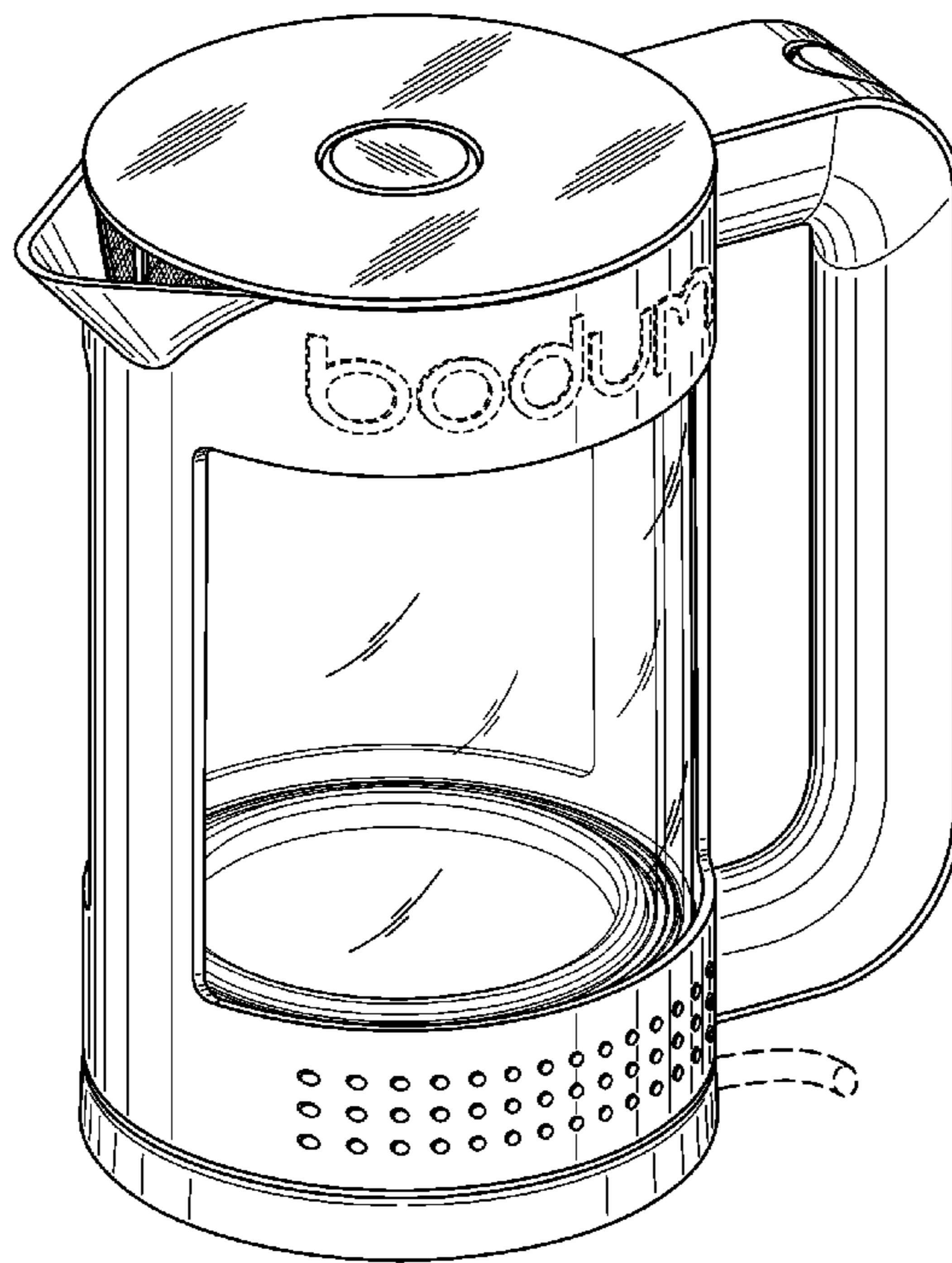
(56) **References Cited**

U.S. PATENT DOCUMENTS

| | | | |
|--------------|---------|------------|--------|
| D367,201 S | 2/1996 | Joergensen | |
| D367,580 S * | 3/1996 | Joergensen | D7/318 |
| D377,132 S * | 1/1997 | Jørgensen | D7/318 |
| D448,235 S | 9/2001 | Jorgensen | |
| D557,978 S * | 12/2007 | Bodum | D7/399 |
| D563,713 S * | 3/2008 | Bodum | D7/319 |
| D566,454 S * | 4/2008 | Bodum | D7/319 |
| D594,687 S * | 6/2009 | Bodum | D7/300 |
| D596,891 S * | 7/2009 | Bodum | D7/319 |
| D603,209 S | 11/2009 | Bodum | |
| D610,860 S | 3/2010 | Bodum | |

FIG. 1 is a perspective view of an electric kettle showing my new design;
 FIG. 2 is a right side elevation view thereof;
 FIG. 3 is a left side elevation view thereof;
 FIG. 4 is a front side elevation view thereof;
 FIG. 5 is a back side elevation view thereof;
 FIG. 6 is a top view thereof;
 FIG. 7 is a bottom view thereof; and,
 FIG. 8 is an exploded perspective view thereof.
 The broken lines depict environmental subject matter only and form no part of the claimed design.

1 Claim, 8 Drawing Sheets



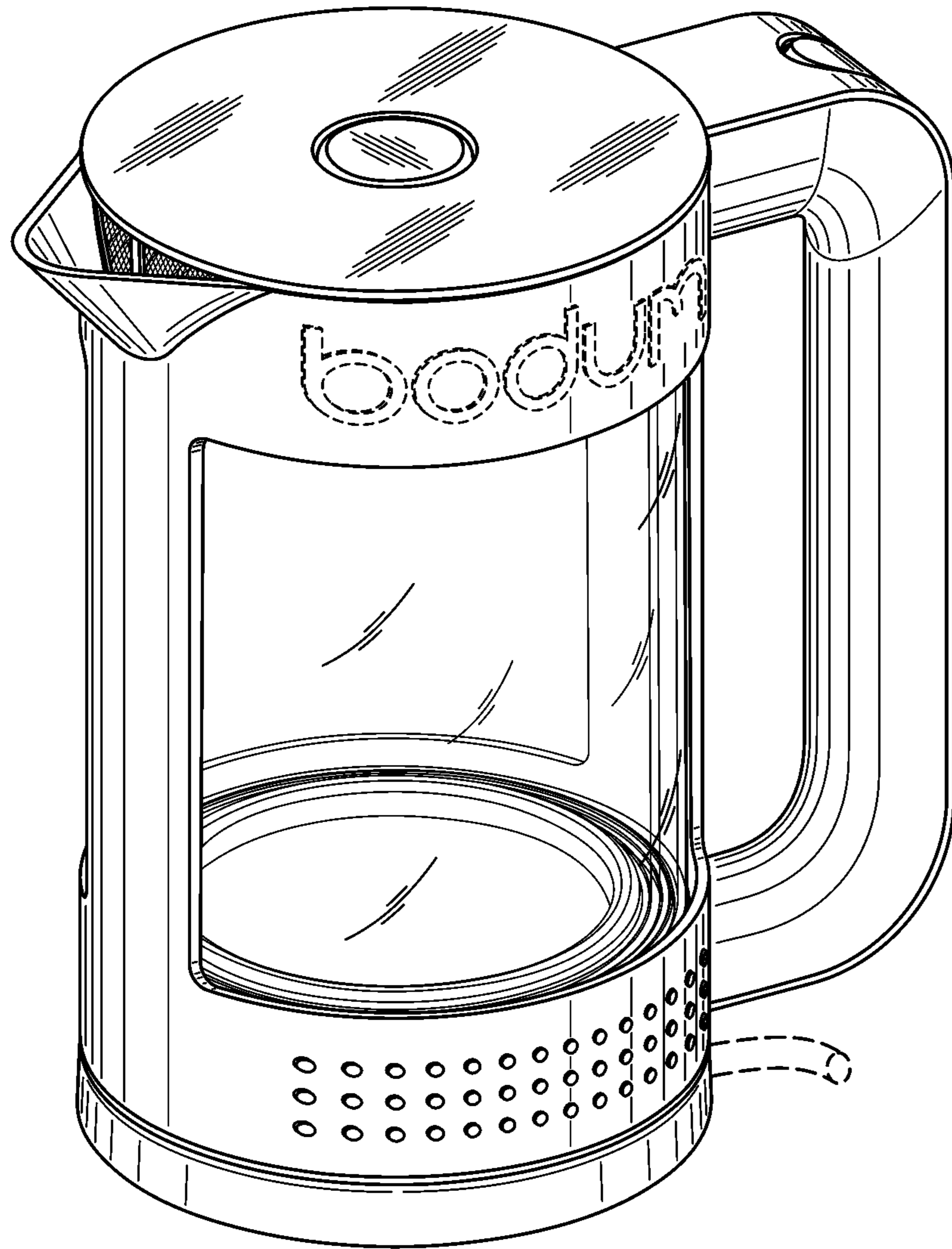


FIG. 1




FIG. 2




FIG. 3

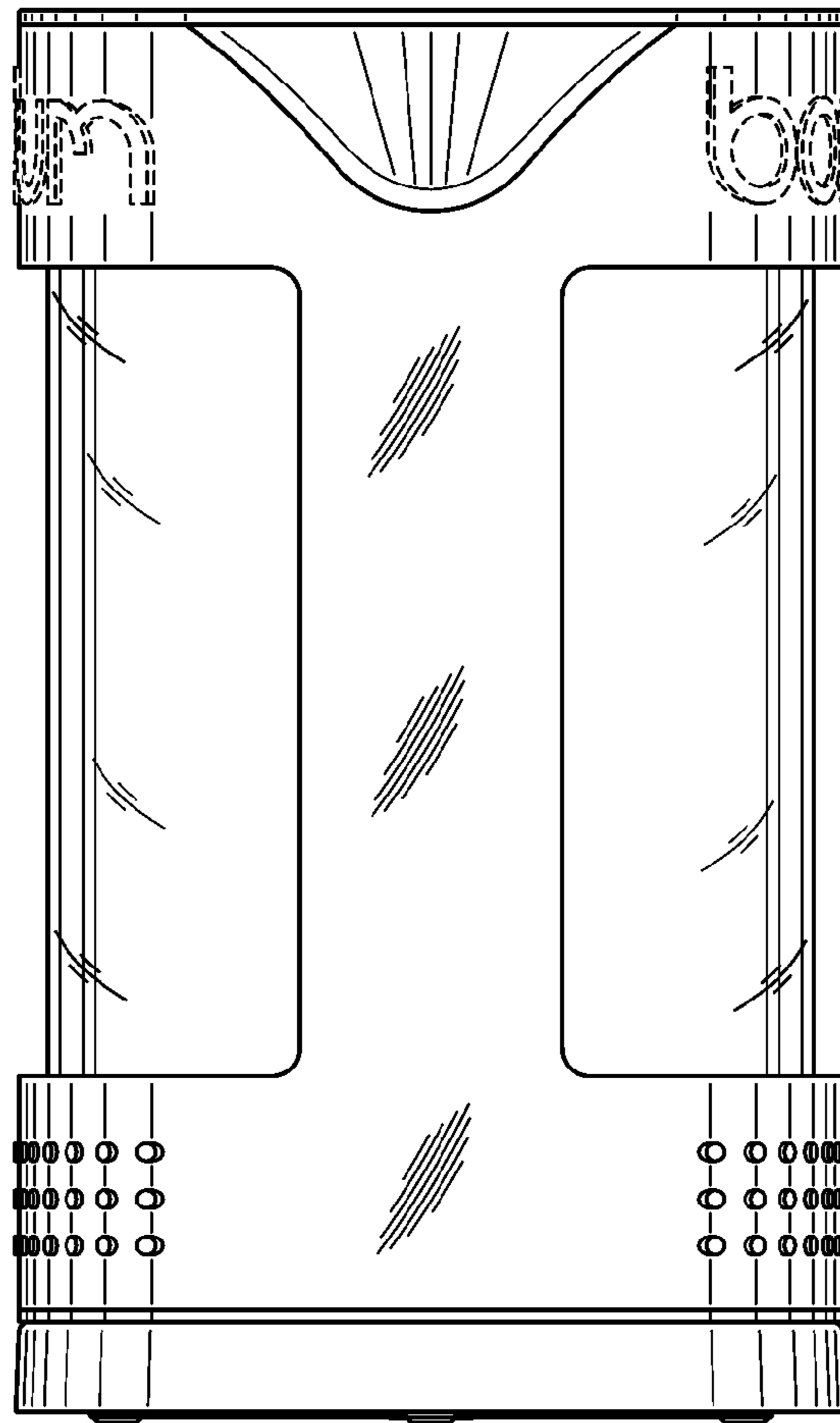


FIG.4

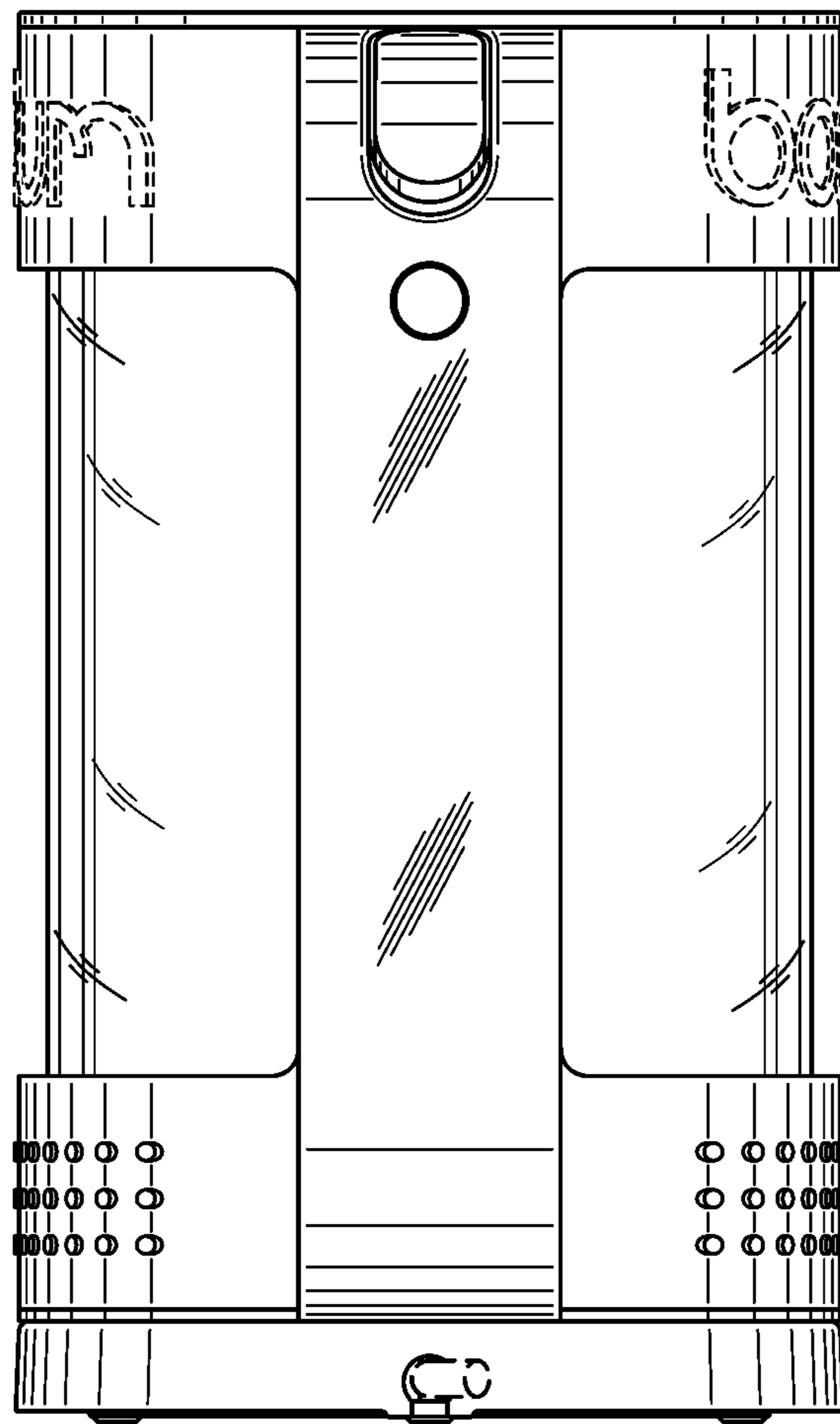


FIG. 5

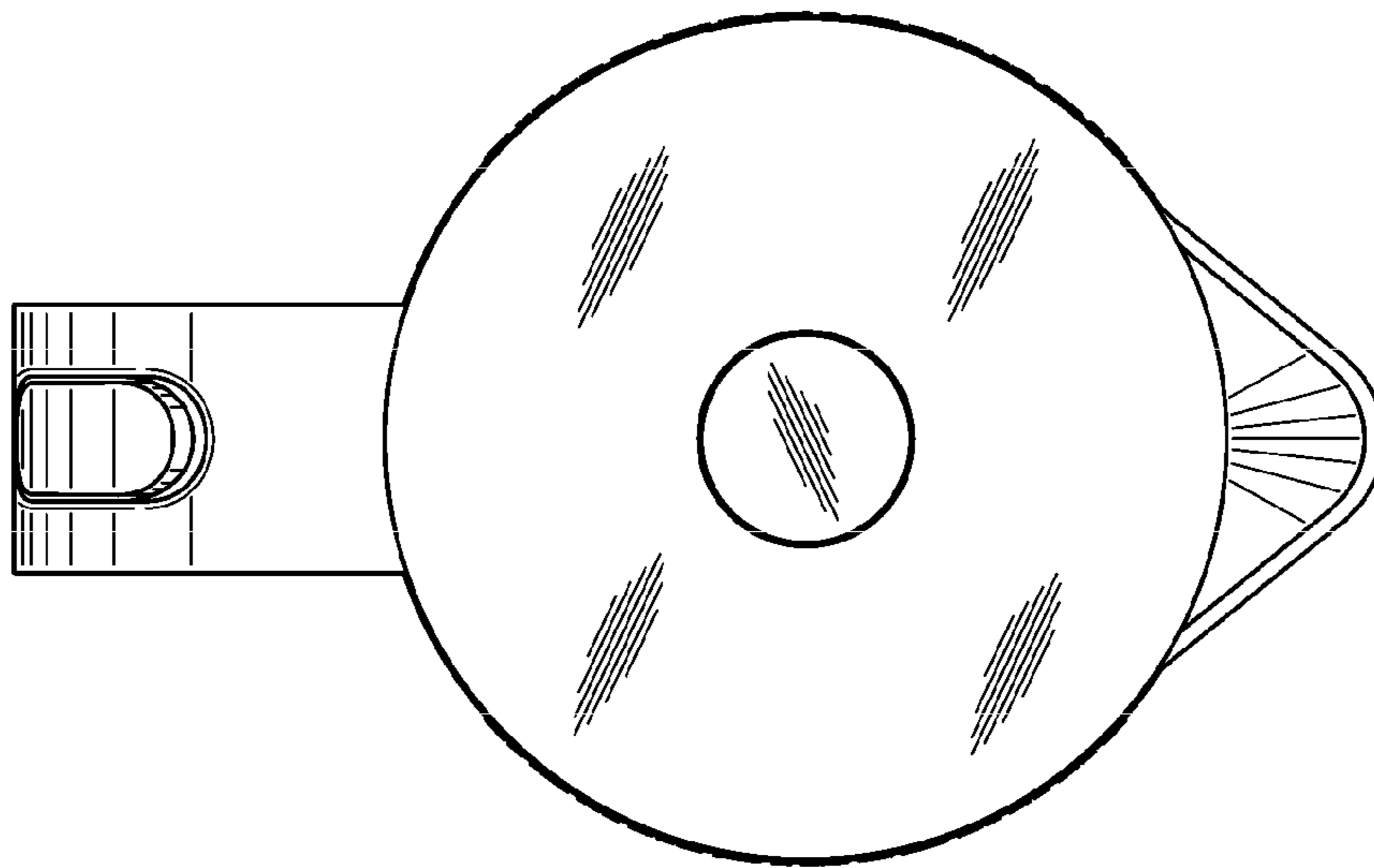


FIG. 6

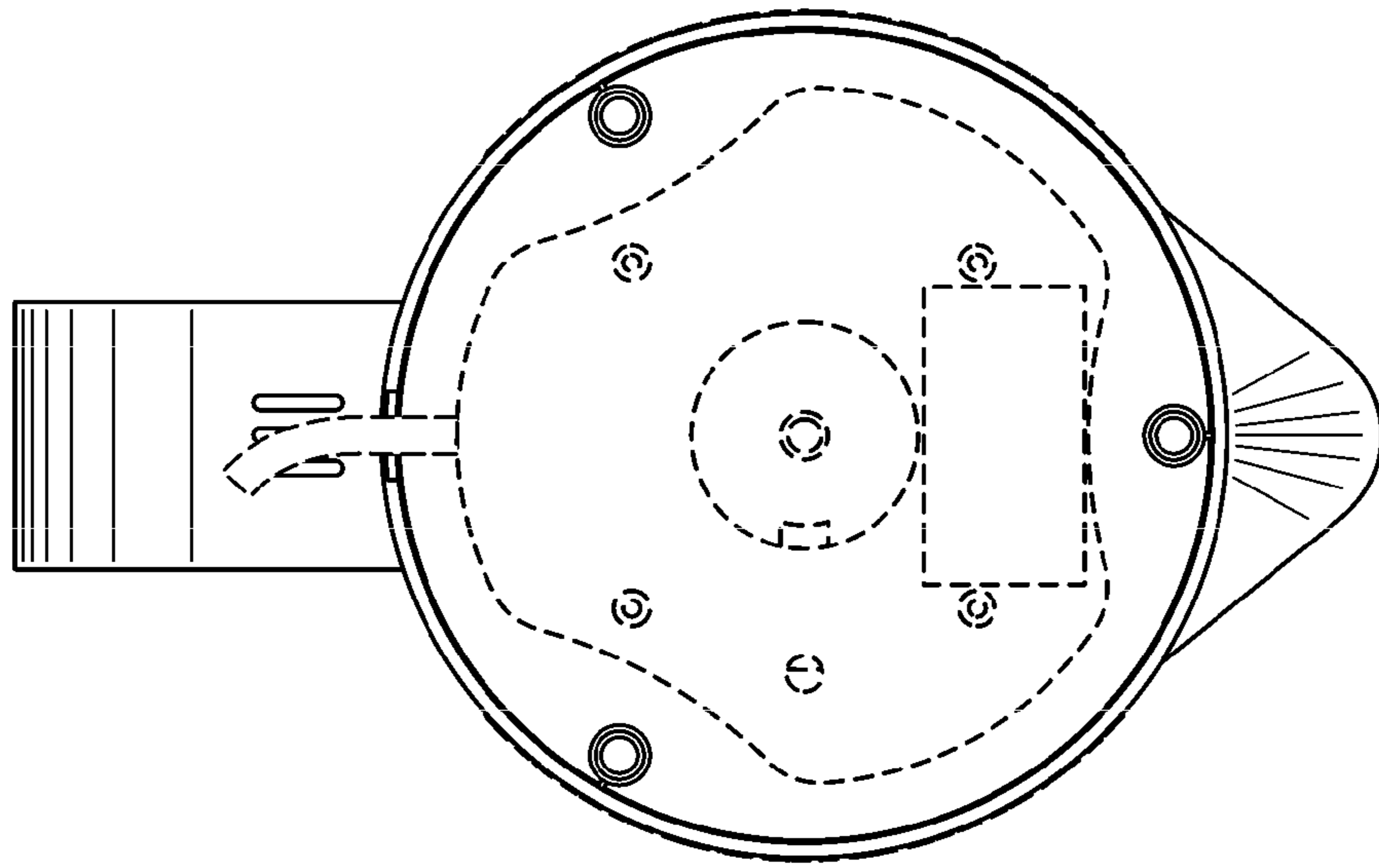


FIG. 7

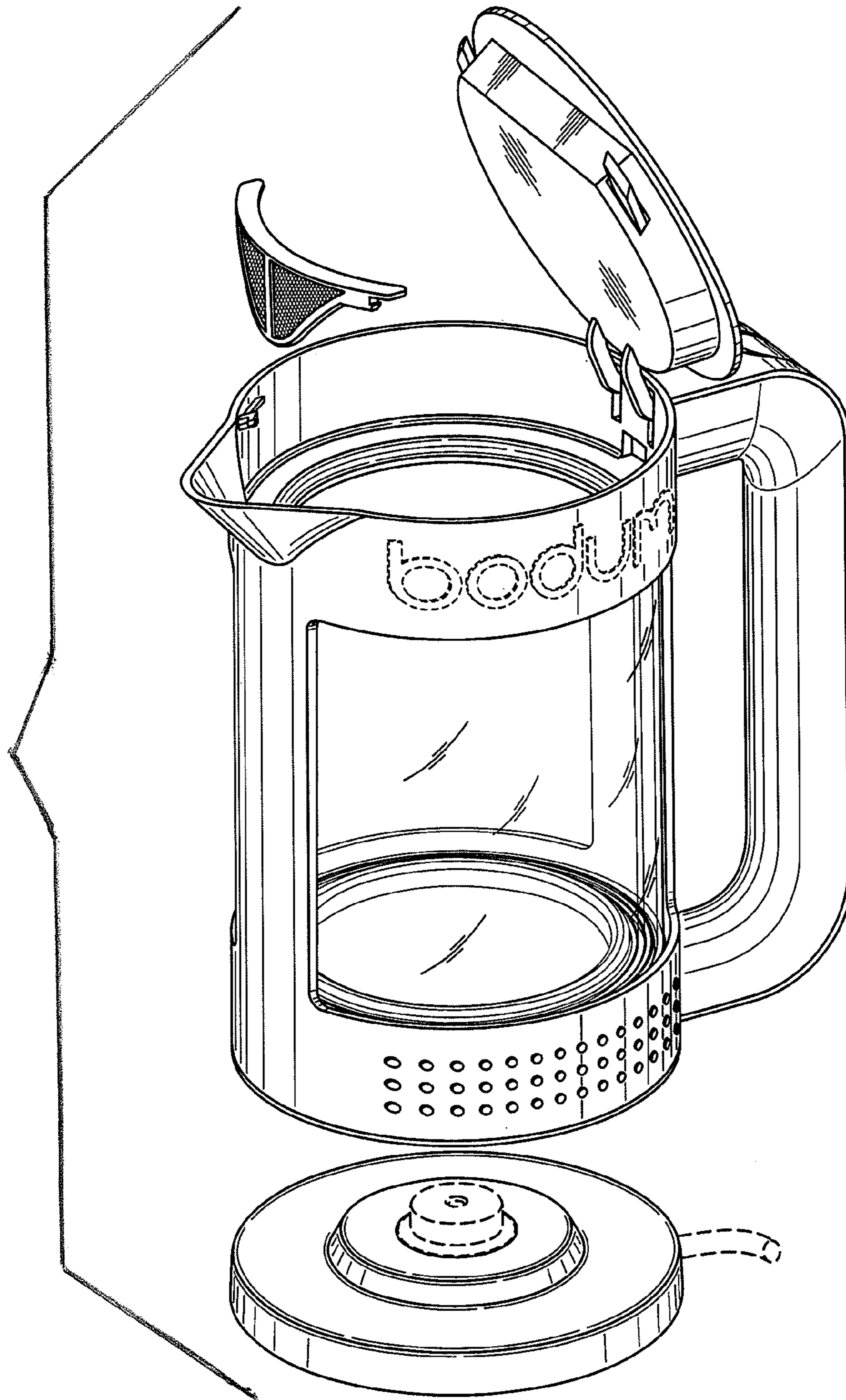


FIG. 8