



US00D680774S

(12) **United States Design Patent**  
**Cornacchia**

(10) **Patent No.:** **US D680,774 S**

(45) **Date of Patent:** **\*\* Apr. 30, 2013**

(54) **REMOTE CONTROL HOLDER**

(71) Applicant: **Louis Cornacchia**, Point Lookout, NY  
(US)

(72) Inventor: **Louis Cornacchia**, Point Lookout, NY  
(US)

(\*\*) Term: **14 Years**

(21) Appl. No.: **29/436,626**

(22) Filed: **Nov. 7, 2012**

(51) **LOC (9) Cl.** ..... **06-06**

(52) **U.S. Cl.**  
USPC ..... **D6/467**

(58) **Field of Classification Search** ..... D6/396-397,  
D6/449-450, 466, 467; D14/218; 211/69-70,  
211/70.6, 95, 129, 131.1-131.2, 144, 163-165,  
211/170; 206/176, 205.2, 206.5  
See application file for complete search history.

(56) **References Cited**

U.S. PATENT DOCUMENTS

D234,994 S *	4/1975	Stiene .....	D6/475
4,712,693 A *	12/1987	Striplin .....	211/164
4,838,505 A *	6/1989	Lowe .....	
D322,724 S *	12/1991	Stravitz .....	D6/407
5,195,634 A *	3/1993	Zaug .....	
D348,366 S *	7/1994	Stravitz .....	D6/476
D353,067 S *	12/1994	Asmar .....	D6/462
D353,956 S *	1/1995	Schmidt .....	D6/449

D363,619 S *	10/1995	Karnaze .....	D6/449
D371,917 S *	7/1996	Thomas .....	D6/407
D428,752 S *	8/2000	Marquez, Jr. ....	D6/629
D473,066 S *	4/2003	Kwok .....	D6/407
D494,775 S *	8/2004	Birmingham .....	D6/456
D499,607 S *	12/2004	Lyon .....	D7/504
D519,751 S *	5/2006	Etter .....	D6/449
D532,995 S *	12/2006	Dorazio .....	D6/467

\* cited by examiner

*Primary Examiner* — Kelley Donnelly

(74) *Attorney, Agent, or Firm* — Mark D. Trenner; Trenner Law Firm, LLC

(57) **CLAIM**

The ornamental design for a remote control holder, as shown and described.

**DESCRIPTION**

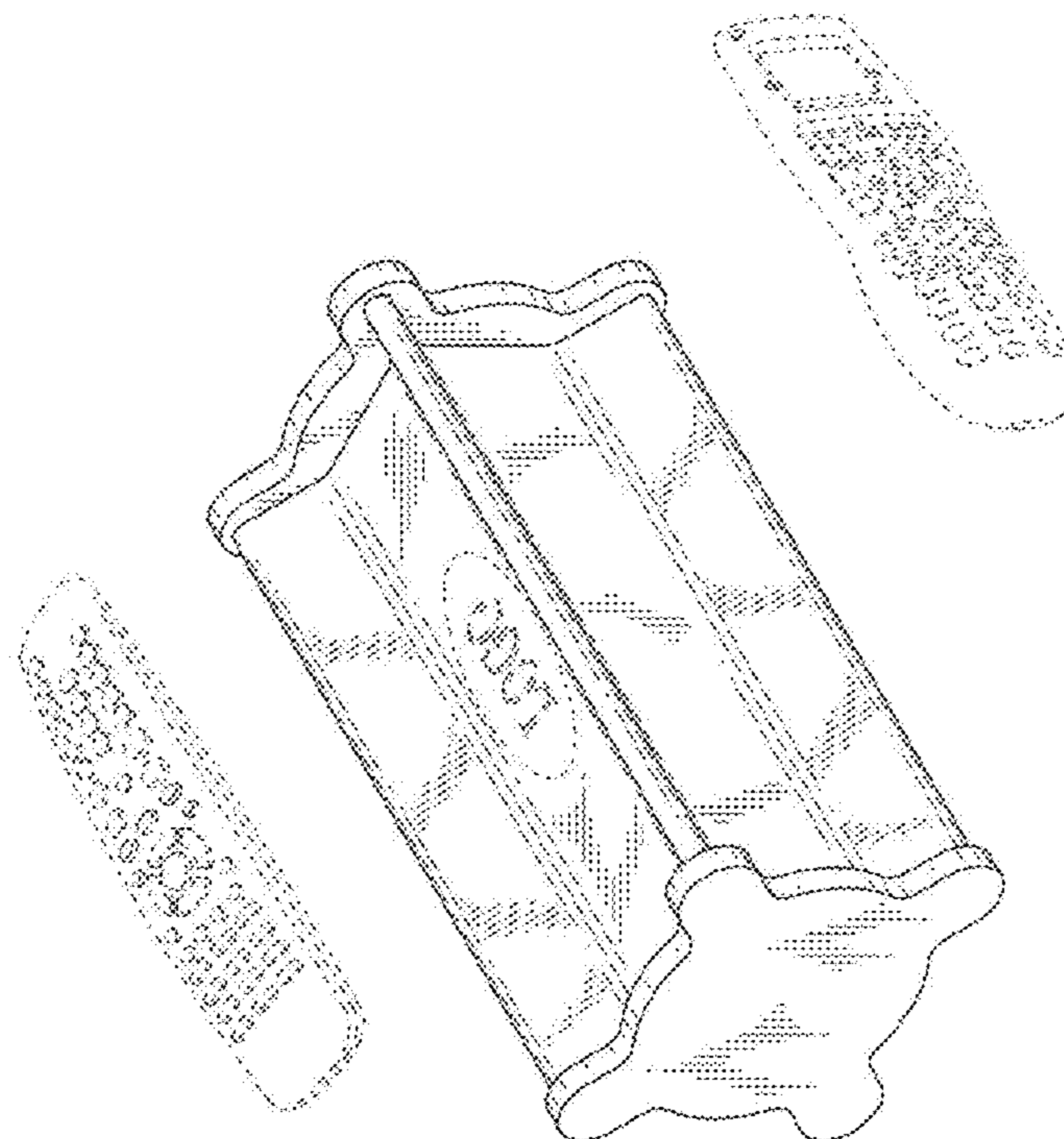
FIG. 1 is a perspective view of a remote control holder showing my new design;

FIG. 2 is a front plan view corresponding to FIG. 1 (with rear plan view being a mirror image); and,

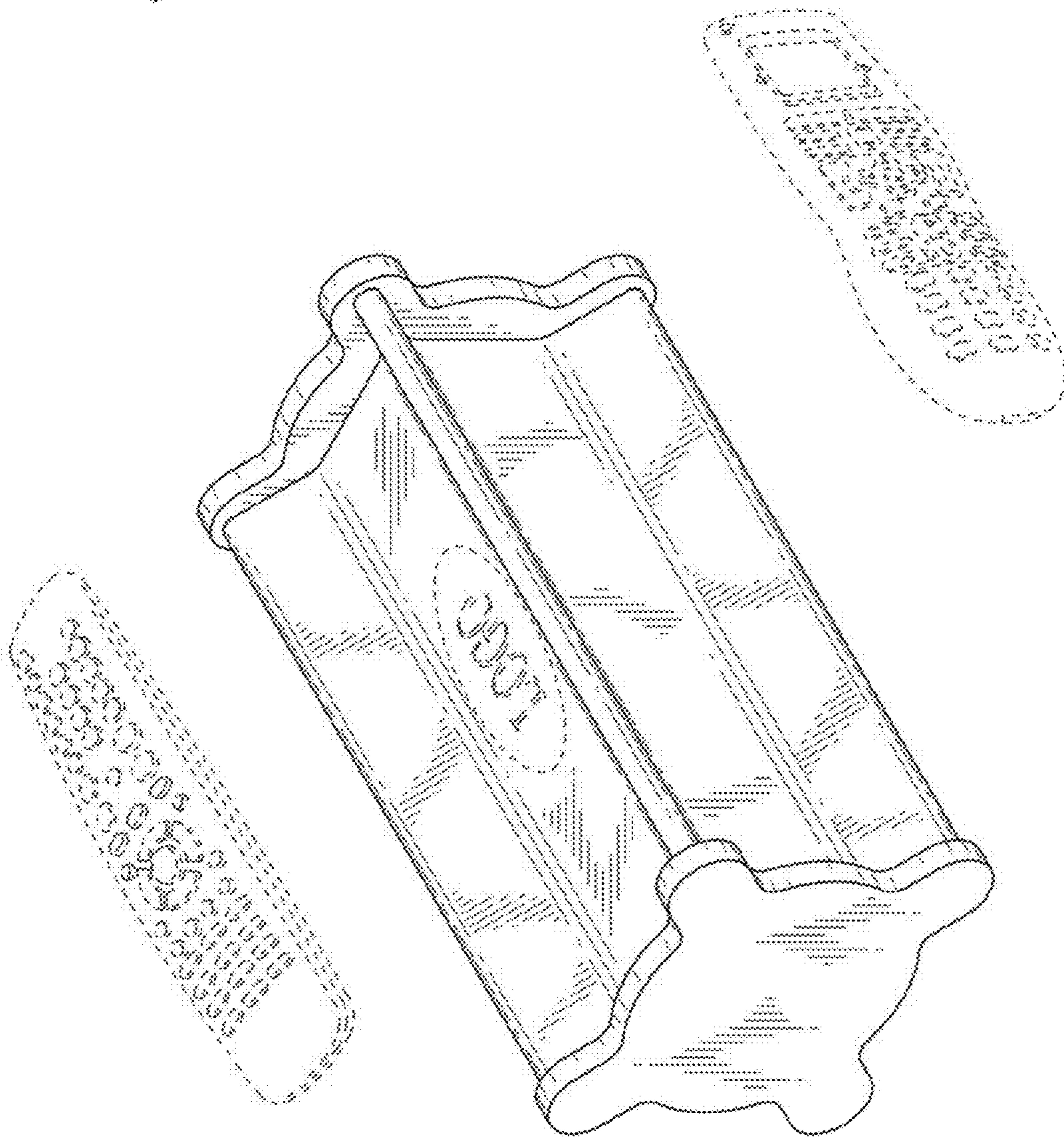
FIG. 3 is a top side plan view corresponding to FIG. 1 (with each of the right side, left side, and bottom side plan views being the same).

The broken lines showing of remotes and a logo in FIG. 1 are for the purposes of illustrating the environment of the article and the design only and form no part of the claimed design.

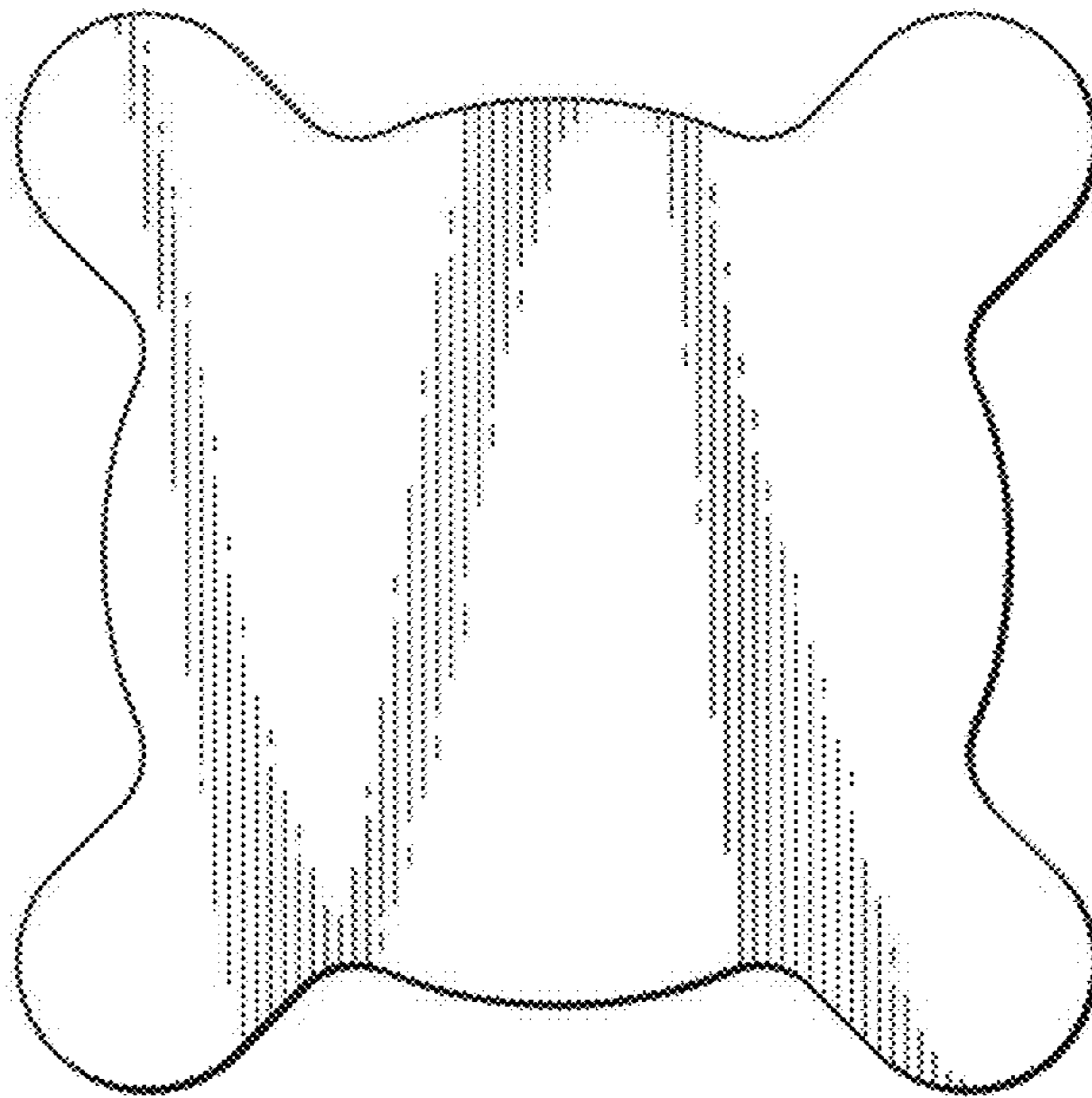
**1 Claim, 3 Drawing Sheets**



*Fig. 1*



*Fig. 2*



*Fig. 3*

