



US00D680773S

(12) **United States Design Patent**
Tebbe et al.

(10) **Patent No.:** **US D680,773 S**
(45) **Date of Patent:** **** Apr. 30, 2013**

(54) **HOLDER**

(75) Inventors: **Mark Gerard Tebbe**, Ventura, CA (US);
Adlin Aslan, Pasadena, CA (US); **Chin**
Cheng Iam, San Gabriel, CA (US)

(73) Assignee: **Munchkin, Inc.**, North Hills, CA (US)

(**) Term: **14 Years**

(21) Appl. No.: **29/424,813**

(22) Filed: **Jun. 15, 2012**

(51) **LOC (9) Cl.** **06-06**

(52) **U.S. Cl.**
USPC **D6/467**

(58) **Field of Classification Search** D6/449–450,
D6/467–469, 491–492, 509–511, 513–514,
D6/552–553; 211/13.1, 60.1, 64, 70.2, 70.6,
211/70.8, 89.01, 309.1; 248/310, 312, 314
See application file for complete search history.

(56) **References Cited**

U.S. PATENT DOCUMENTS

D93,143 S *	8/1934	Spragg	D6/320
D331,698 S *	12/1992	Pezzoli et al.	D9/434
D345,667 S *	4/1994	Rhea	D6/570
D356,500 S *	3/1995	Apps et al.	D9/456
D386,408 S *	11/1997	Wasielewski et al.	D9/434
D410,767 S *	6/1999	Carroll	D28/73
D428,533 S *	7/2000	Carroll	D28/73

D493,056 S *	7/2004	Shornak	D6/552
D534,816 S *	1/2007	Newton	D9/755
D538,179 S *	3/2007	Horton et al.	D9/752
D538,180 S *	3/2007	Horton et al.	D9/752
D557,541 S *	12/2007	Corbell	D6/552
D579,252 S *	10/2008	Savoie	D6/552
D597,776 S *	8/2009	Taggart et al.	D6/552
D615,876 S *	5/2010	Oster	D9/752
D618,938 S *	7/2010	Nielsen	D6/553
D623,015 S *	9/2010	D'Amato et al.	D7/409

* cited by examiner

Primary Examiner — Kelley Donnelly

(74) *Attorney, Agent, or Firm* — Robert Z. Evora, Esq.

(57) **CLAIM**

The ornamental design for a holder, as shown and described.

DESCRIPTION

FIG. 1 is a top perspective view of a holder showing my new design;

FIG. 2 is a bottom perspective view thereof;

FIG. 3 is a bottom view thereof;

FIG. 4 is a top view thereof;

FIG. 5 is a left side view thereof;

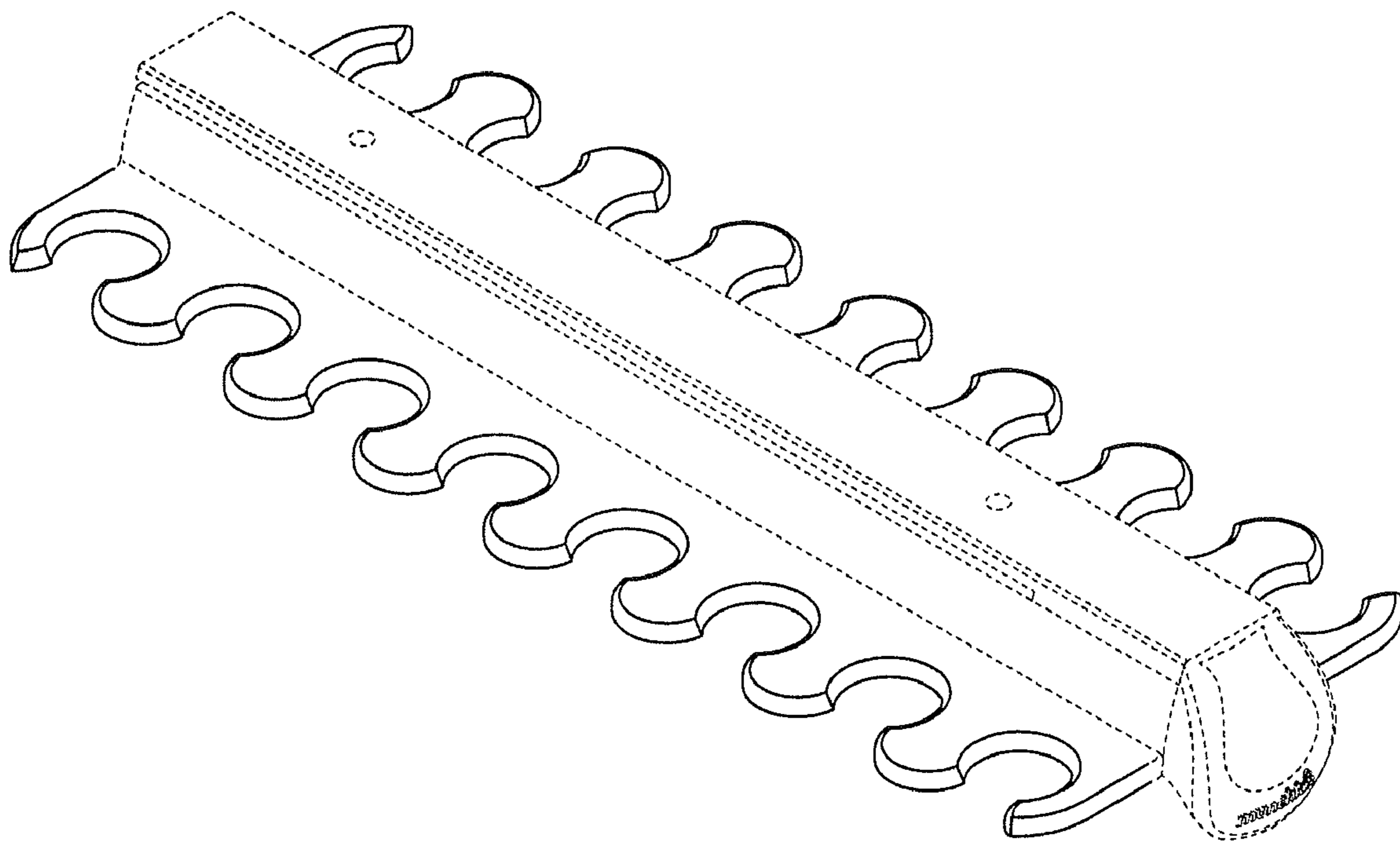
FIG. 6 is a front view thereof;

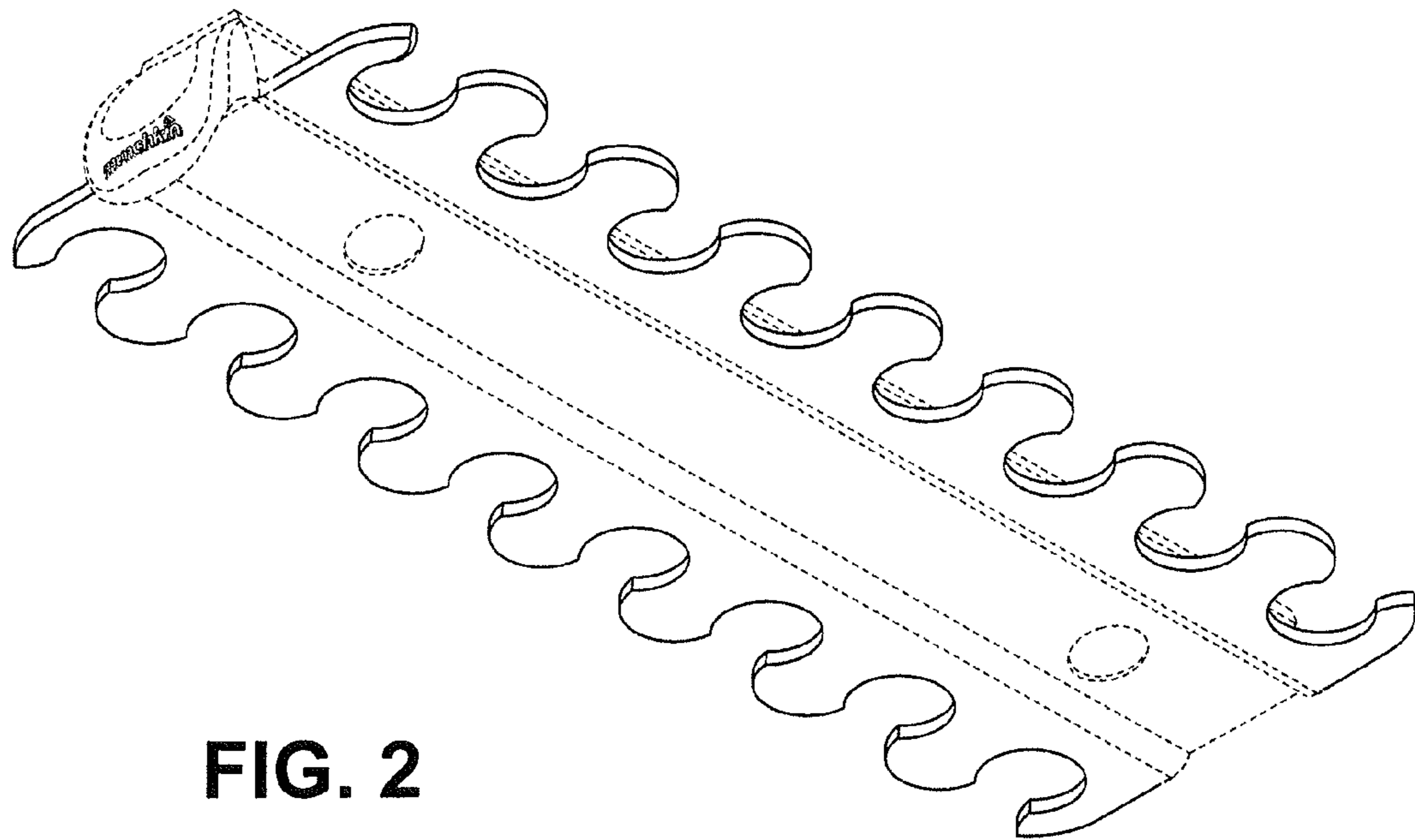
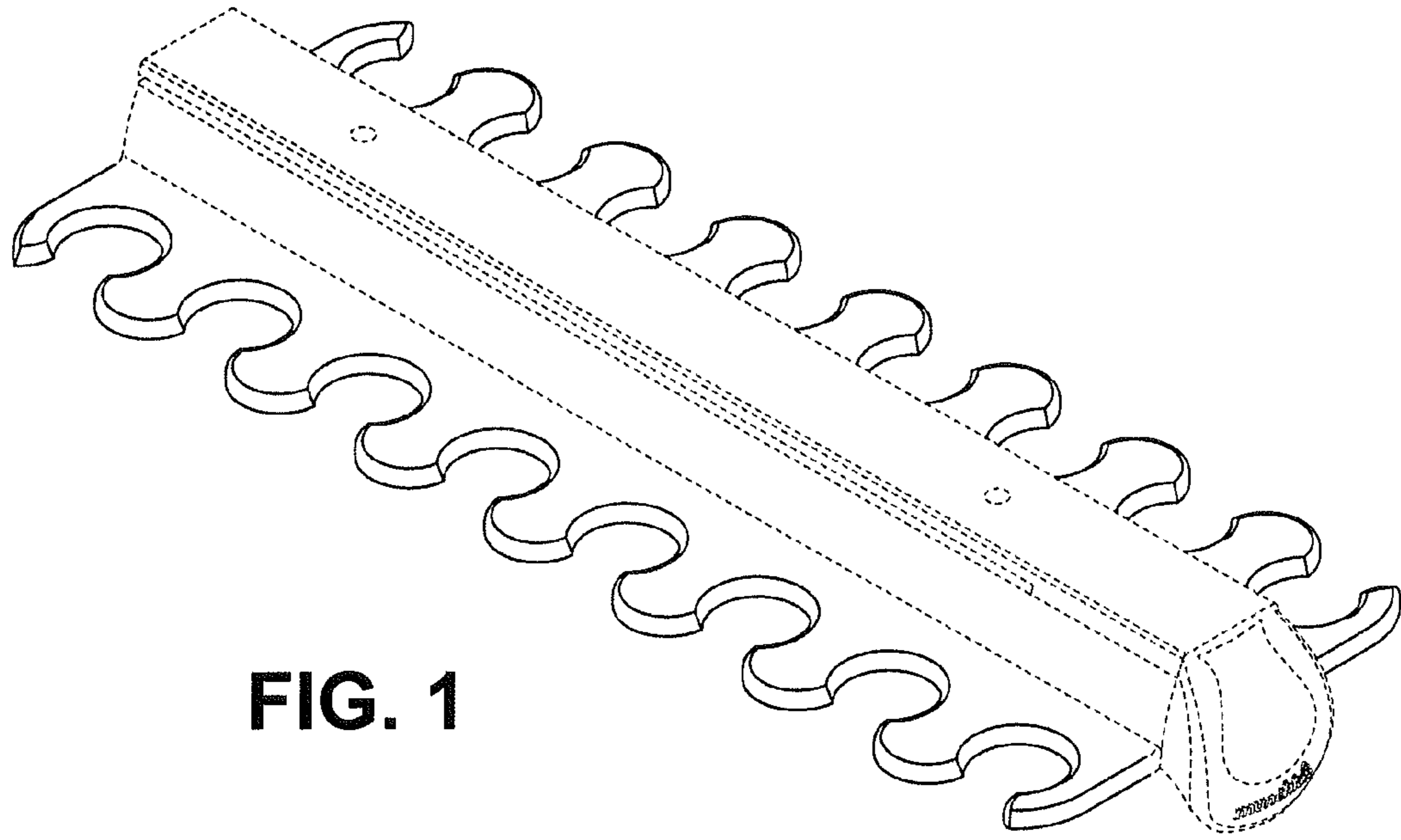
FIG. 7 is a right side view thereof; and,

FIG. 8 is a rear view thereof.

The broken lines shown in the drawings represent environmental structure in that form no part of the claimed design.

1 Claim, 3 Drawing Sheets








FIG. 3




FIG. 4

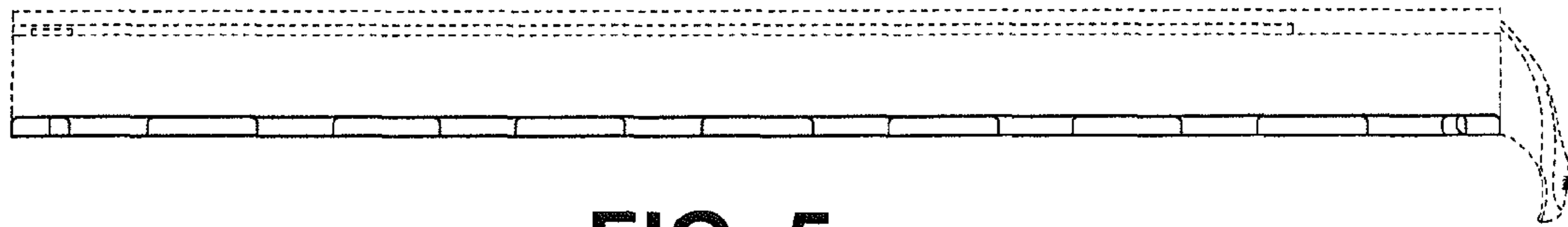


FIG. 5

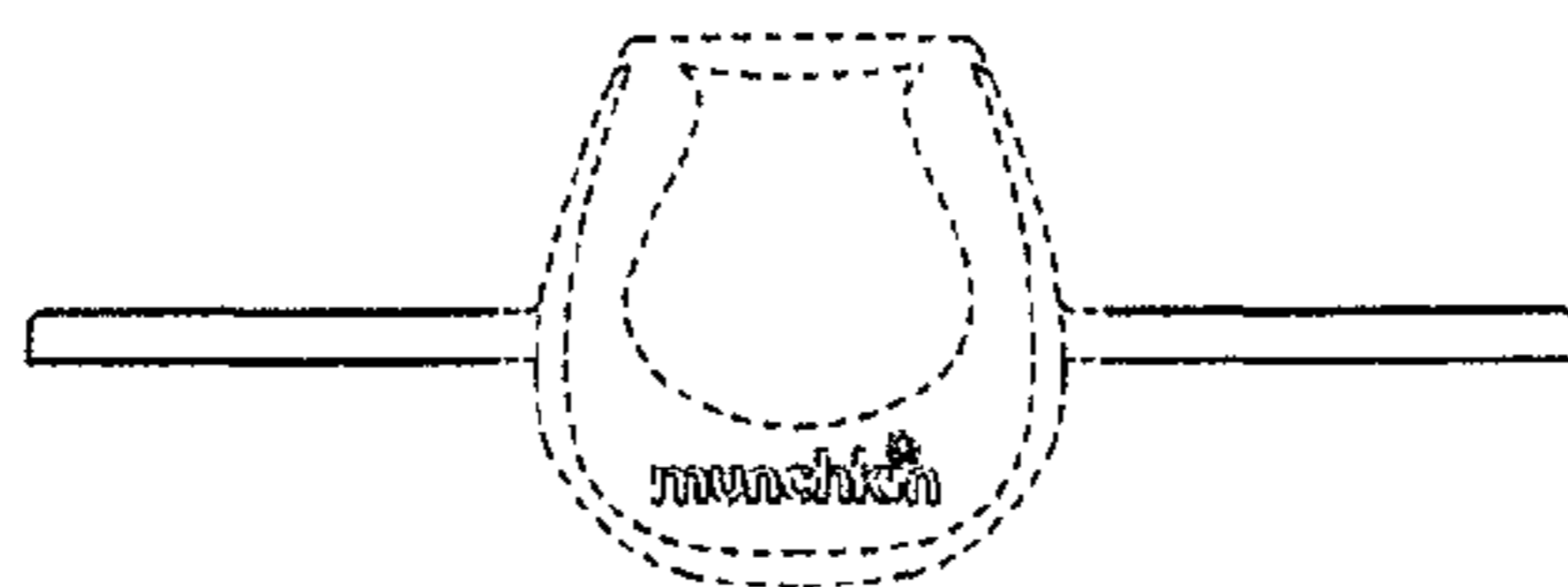


FIG. 6

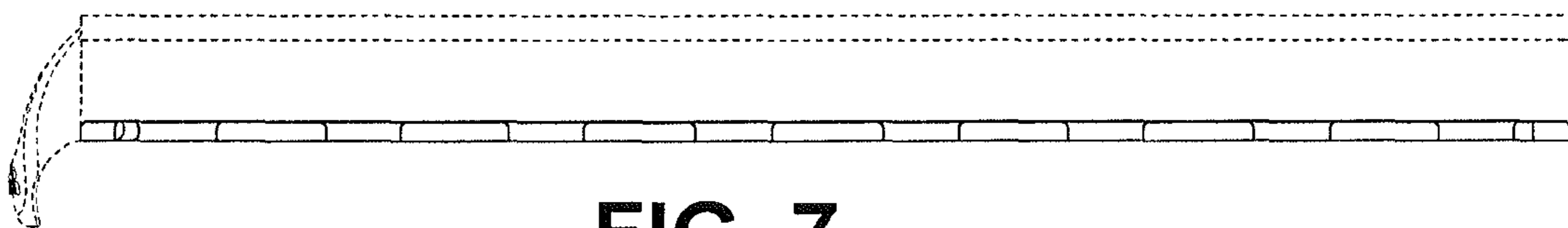


FIG. 7

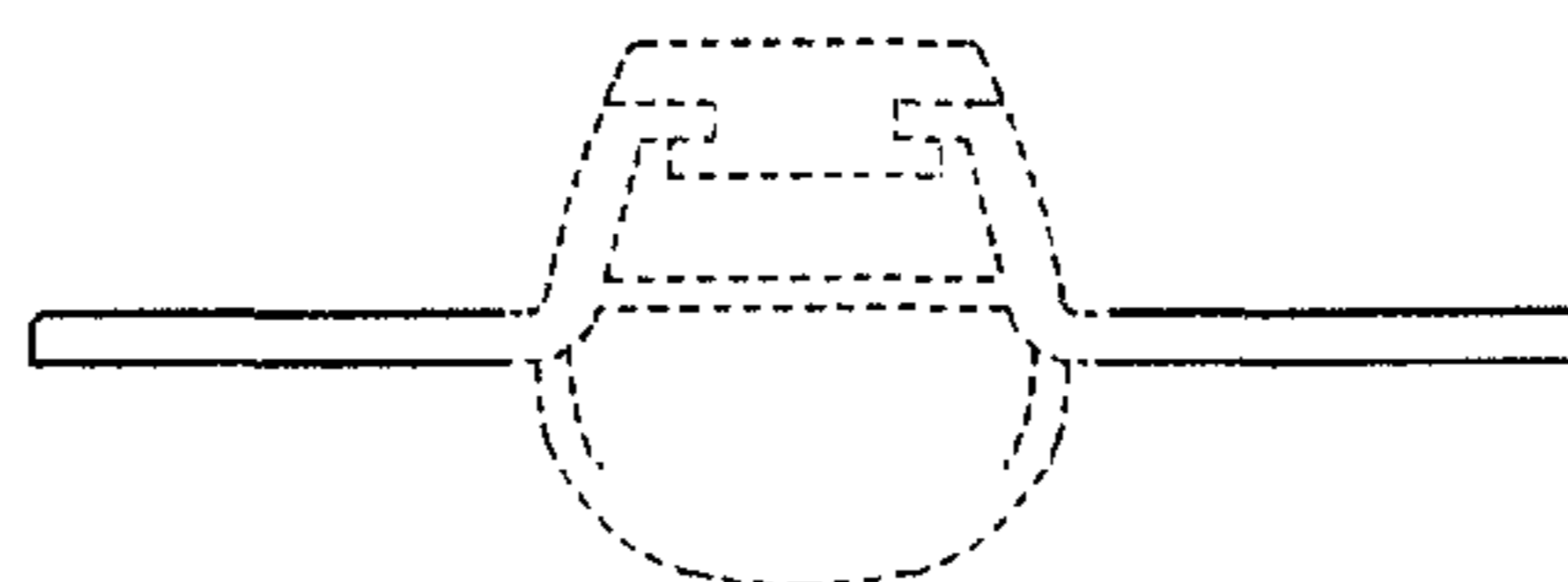


FIG. 8