



US00D680762S

(12) **United States Design Patent**
Nagata

(10) **Patent No.:** **US D680,762 S**
(45) **Date of Patent:** **** Apr. 30, 2013**

(54) **CHAIR WITH A PARTITION**
(75) Inventor: **Agato Nagata**, Kanagawa (JP)
(73) Assignee: **Okamura Corporation**, Kanagawa (JP)
(**) Term: **14 Years**
(21) Appl. No.: **29/419,006**
(22) Filed: **Apr. 24, 2012**
(30) **Foreign Application Priority Data**

6,447,067	B1	*	9/2002	Williams et al.	297/377
D469,968	S	*	2/2003	Van Den Reek	D6/370
D476,819	S	*	7/2003	Williams et al.	D6/334
D482,536	S	*	11/2003	Williams et al.	D6/335
D526,803	S	*	8/2006	Lee	D6/381
D553,867	S	*	10/2007	Williams et al.	D6/335
D560,919	S	*	2/2008	Simons, Jr.	D6/381
D565,848	S	*	4/2008	Newhouse	D6/338
D565,849	S	*	4/2008	Newhouse	D6/338
D565,850	S	*	4/2008	Newhouse	D6/338
D567,526	S	*	4/2008	Williams et al.	D6/381
D586,145	S	*	2/2009	Guinochet	D6/381
D639,083	S	*	6/2011	Martin	D6/381
D657,155	S	*	4/2012	Grandin et al.	D6/381
D661,112	S	*	6/2012	Grandin et al.	D6/332

Oct. 26, 2011 (JP) 2011-024700

* cited by examiner

(51) **LOC (9) Cl.** **06-01**
(52) **U.S. Cl.**
USPC **D6/335**
(58) **Field of Classification Search** D6/334-338,
D6/349, 355, 361, 368-370, 376, 379-381,
D6/492, 500-502; 297/16.1, 42, 94, 135,
297/175, 232, 233, 350, 351, 445.1, 448.1,
297/448.2, 451.9; 5/12.1, 12.2
See application file for complete search history.

Primary Examiner — Sandra Snapp

(74) *Attorney, Agent, or Firm* — Sughrue Mion, PLLC

(57) **CLAIM**

The ornamental design for a chair with a partition, as shown and described.

DESCRIPTION

FIG. 1 is a perspective view of a chair with a partition.
FIG. 2 is a front elevation view thereof.
FIG. 3 is a rear elevation view thereof.
FIG. 4 is a top plan view thereof.
FIG. 5 is a bottom plan view thereof.
FIG. 6 is a right side elevation view thereof. A left side elevation view is a mirror image of the right side elevation view.
FIG. 7 is a sectional view of line 7-7 in FIG. 2.
FIG. 8 is a sectional view of line 8-8 in FIG. 2; and,
FIG. 9 is an enlarged view of the portion 9-9' in FIG. 8.

(56) **References Cited**

U.S. PATENT DOCUMENTS

1,992,903	A	*	2/1935	Potashnik	297/158.1
D148,242	S	*	12/1947	Horsewood	D6/336
2,985,892	A	*	5/1961	Garrigus, Sr. et al.	5/12.1
3,110,909	A	*	11/1963	Bendell	5/12.1
3,700,282	A	*	10/1972	Rowland	297/440.23
D279,273	S	*	6/1985	Giugiaro	D10/38
D360,311	S	*	7/1995	Stamberg et al.	D6/334
D367,566	S	*	3/1996	Walters et al.	D6/381
D374,992	S	*	10/1996	Burdick et al.	D6/334
D379,564	S	*	6/1997	Burdick et al.	D6/381
D383,618	S	*	9/1997	Burdick et al.	D6/381

1 Claim, 9 Drawing Sheets

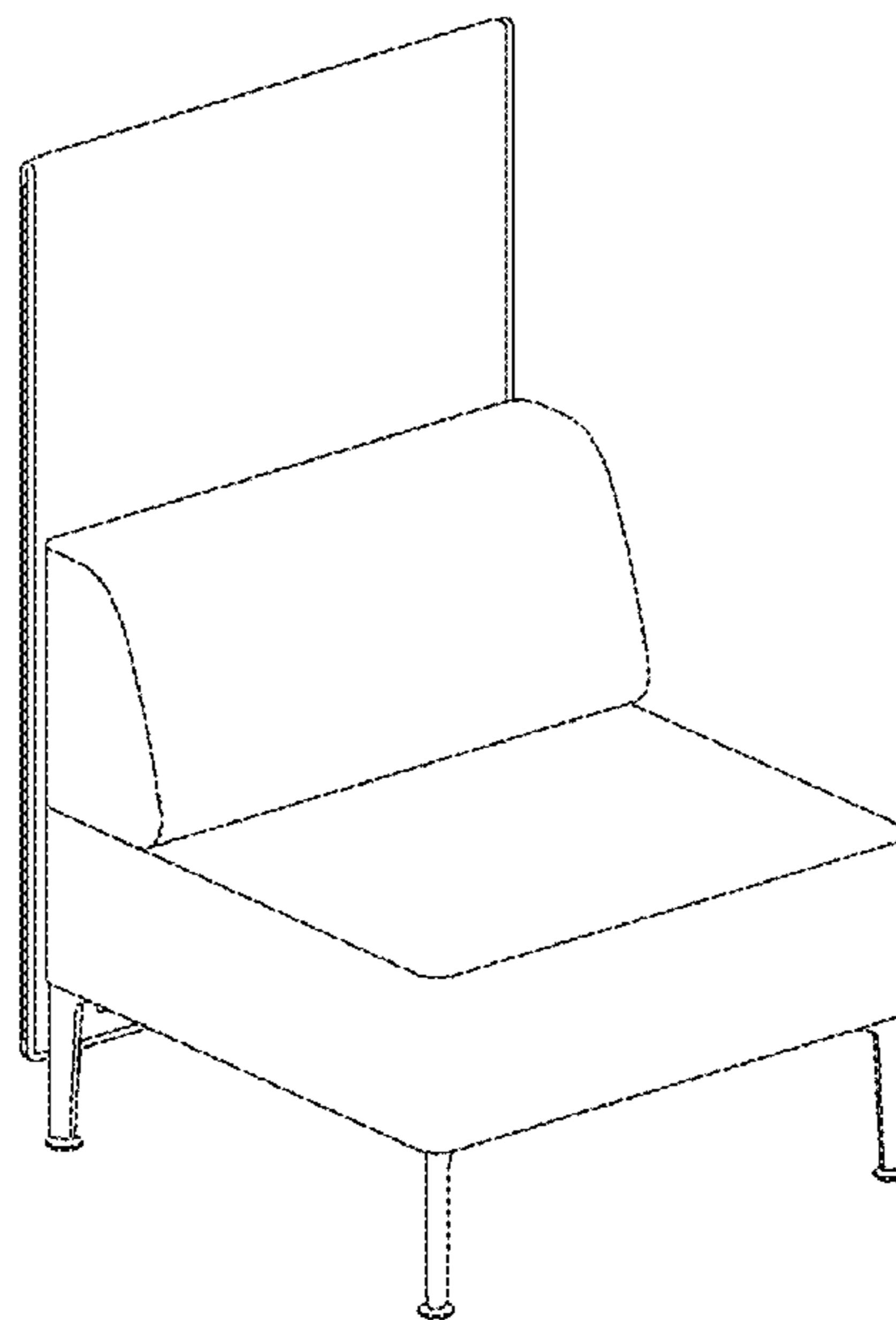


FIG. 1




FIG. 2

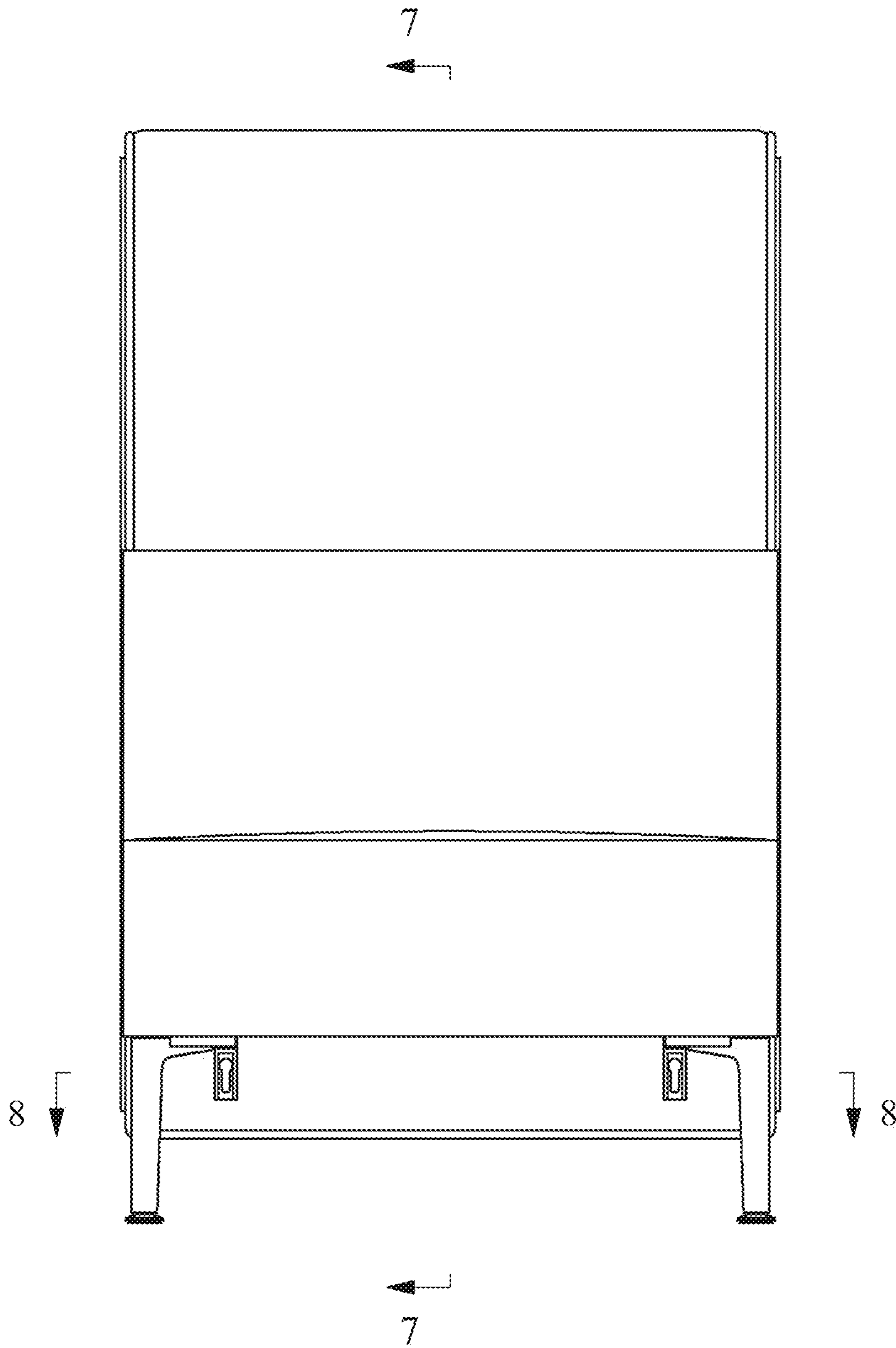


FIG. 3




FIG. 4




FIG. 5

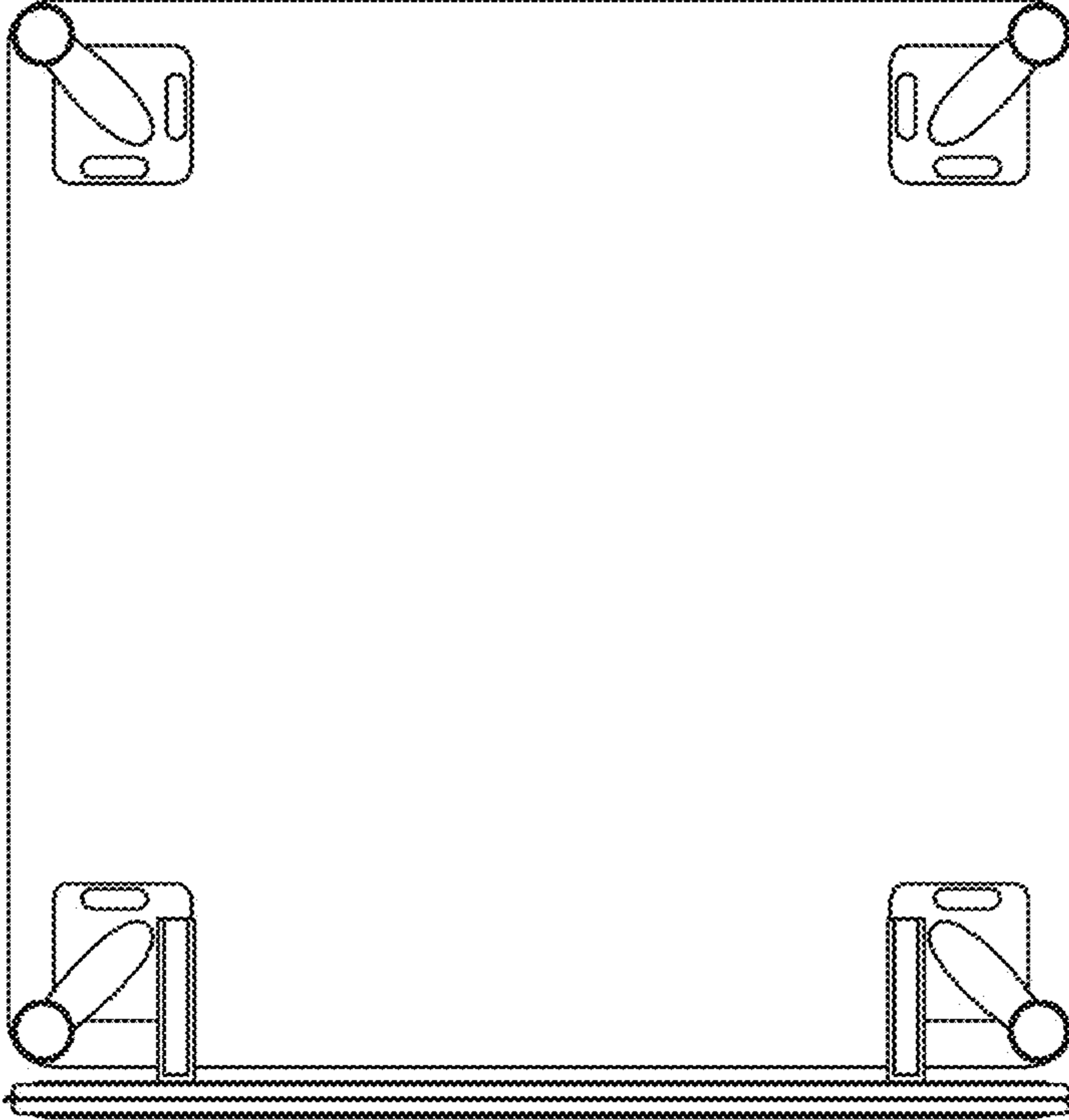


FIG. 6




FIG. 7

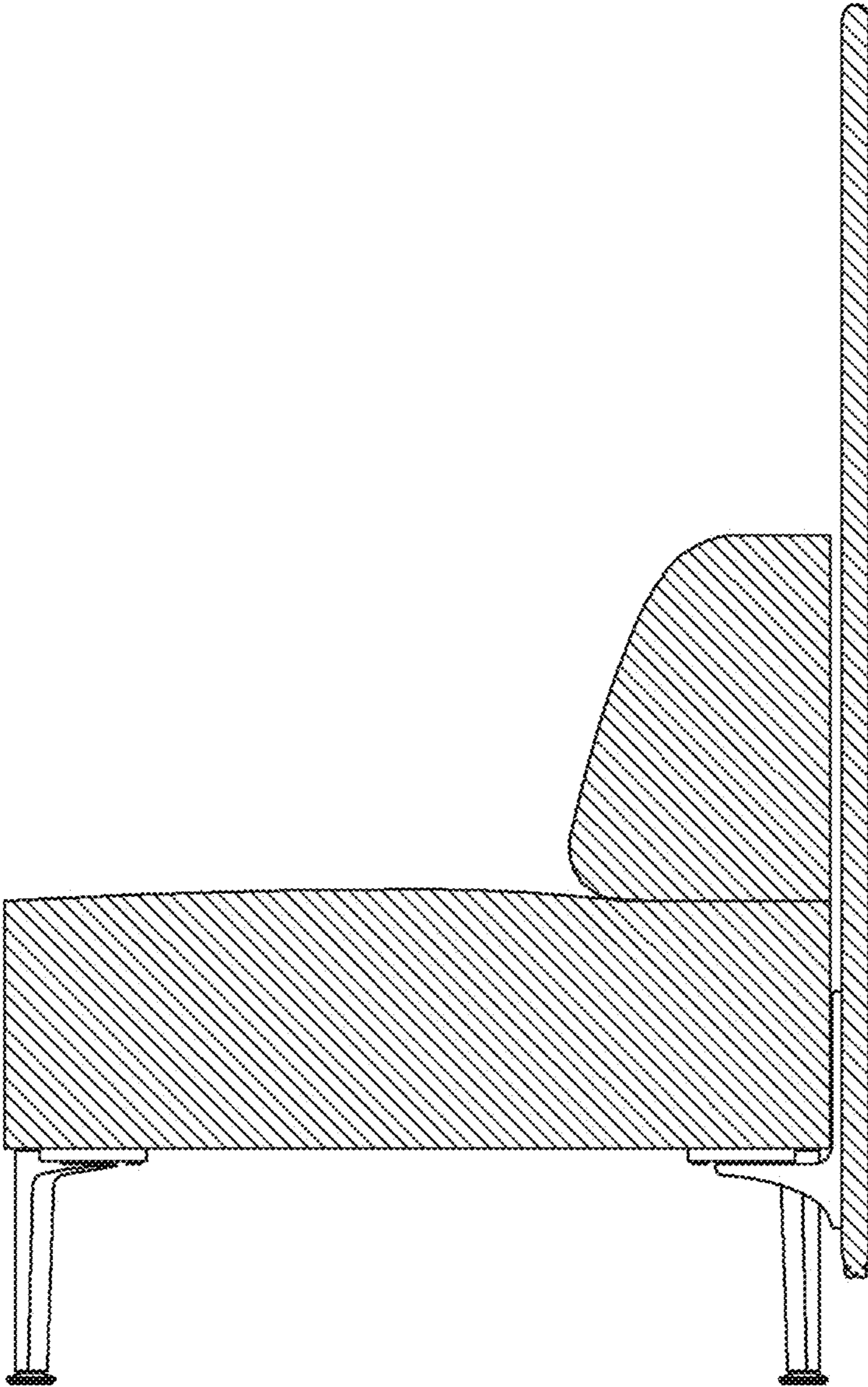


FIG. 8

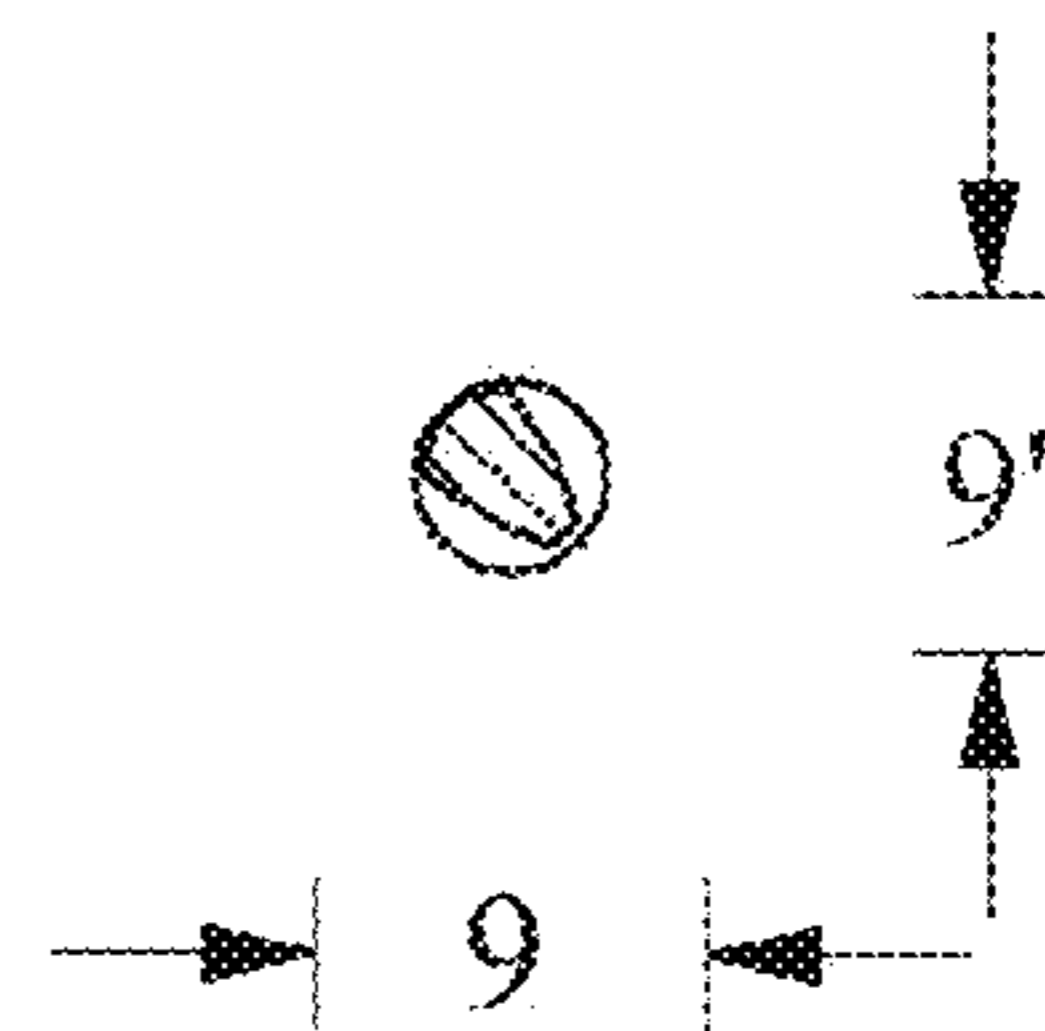
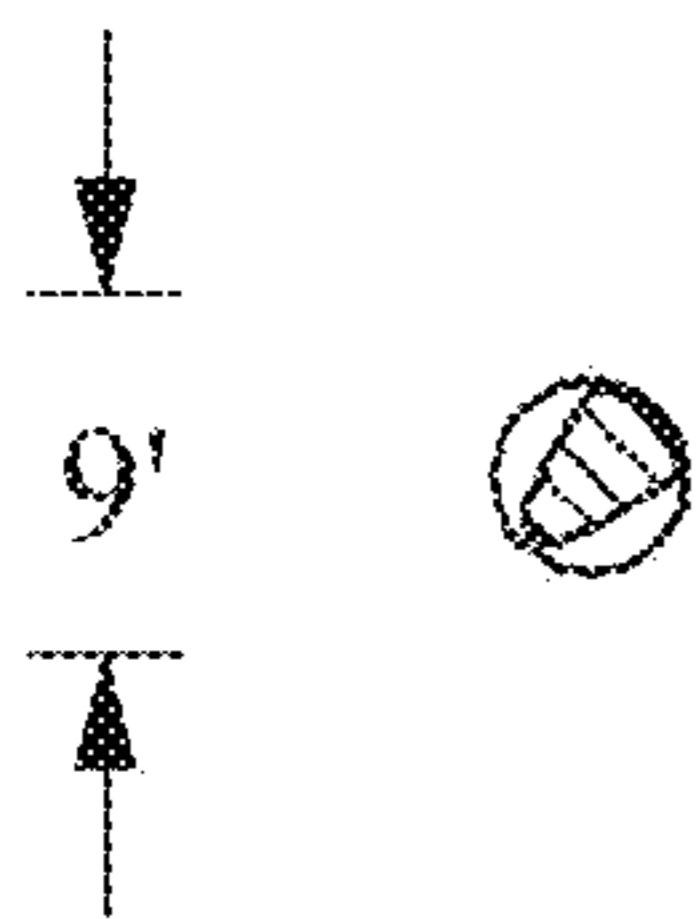
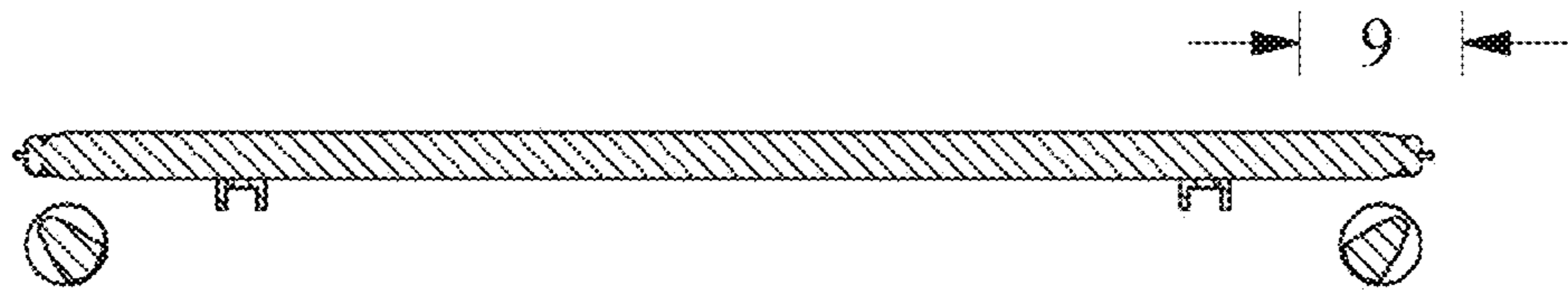


FIG. 9

