



US00D680759S

(12) **United States Design Patent**
Jones

(10) **Patent No.:** **US D680,759 S**

(45) **Date of Patent:** **** Apr. 30, 2013**

(54) **SIZE MARKER FOR GARMENT HANGER**

(71) Applicant: **Michael Edward Jones**, Denbighshire
(GB)

(72) Inventor: **Michael Edward Jones**, Denbighshire
(GB)

(73) Assignee: **Mainetti (UK) Limited** (GB)

(**) Term: **14 Years**

(21) Appl. No.: **29/438,236**

(22) Filed: **Nov. 28, 2012**

(30) **Foreign Application Priority Data**

May 29, 2012 (GB) 4024936

(51) **LOC (9) Cl.** **06-08**

(52) **U.S. Cl.**
USPC **D6/328**

(58) **Field of Classification Search** D6/315-328;
223/85-98; 211/1, 13.1, 85.3, 86.01, 105.2,
211/106.1, 123, 124, 183; 248/317, 339;
D19/34, 65

See application file for complete search history.

(56) **References Cited**

U.S. PATENT DOCUMENTS

D492,726 S * 7/2004 Nuttall et al. D19/65
D536,180 S * 2/2007 Wu D6/328
D536,181 S * 2/2007 Wu D6/328
D605,415 S * 12/2009 Zuckerman et al. D6/328
D605,418 S * 12/2009 Niccol D6/328
7,628,301 B2 * 12/2009 Goldman et al. 223/85

D619,815 S * 7/2010 Warren et al. D6/328
D625,114 S * 10/2010 Gouldson D6/328
8,113,392 B2 * 2/2012 Gouldson 223/85
D658,049 S * 4/2012 Boucher-Gagne et al. D8/394
2007/0062984 A1 * 3/2007 Louw 223/85
2012/0097716 A1 * 4/2012 Gouldson 223/85

* cited by examiner

Primary Examiner — Derrick Holland

Assistant Examiner — Lauren Calve

(74) *Attorney, Agent, or Firm* — Jack Schwartz and
Associates, PLLC

(57) **CLAIM**

The ornamental design for a size marker for garment hanger,
as shown and described.

DESCRIPTION

FIG. 1 is a perspective view of the size marker for garment hanger of the present invention;
FIG. 2 is a front view of the size marker for garment hanger of the present invention;
FIG. 3 is a back view of the size marker for garment hanger of the present invention;
FIG. 4 is a left side view of the size marker for garment hanger of the present invention;
FIG. 5 is a right side view of the size marker for garment hanger of the present invention;
FIG. 6 is a top view of the size marker for garment hanger of the present invention; and,
FIG. 7 is a bottom view of the size marker for garment hanger of the present invention.

1 Claim, 4 Drawing Sheets





FIG. 1

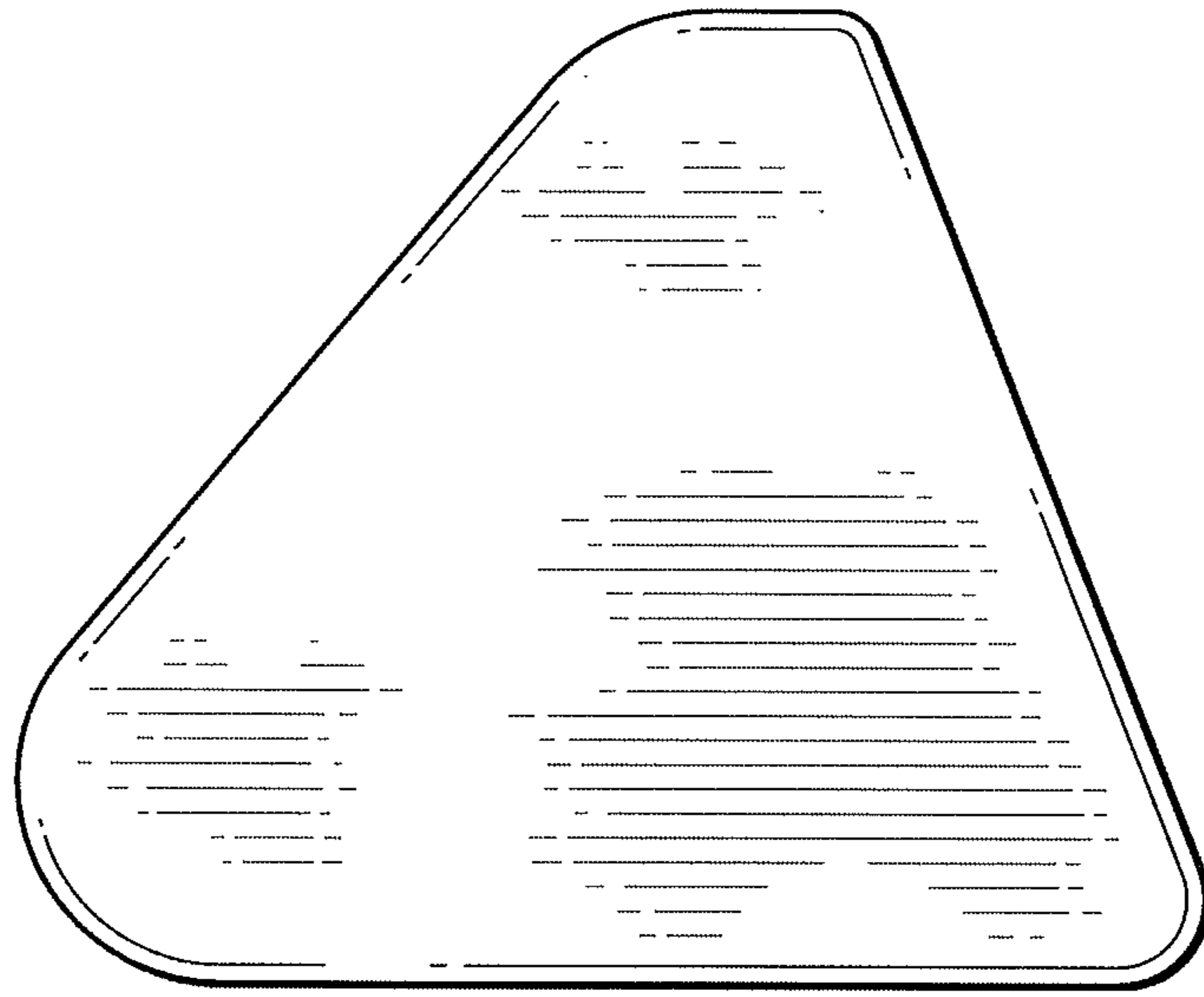


FIG. 2

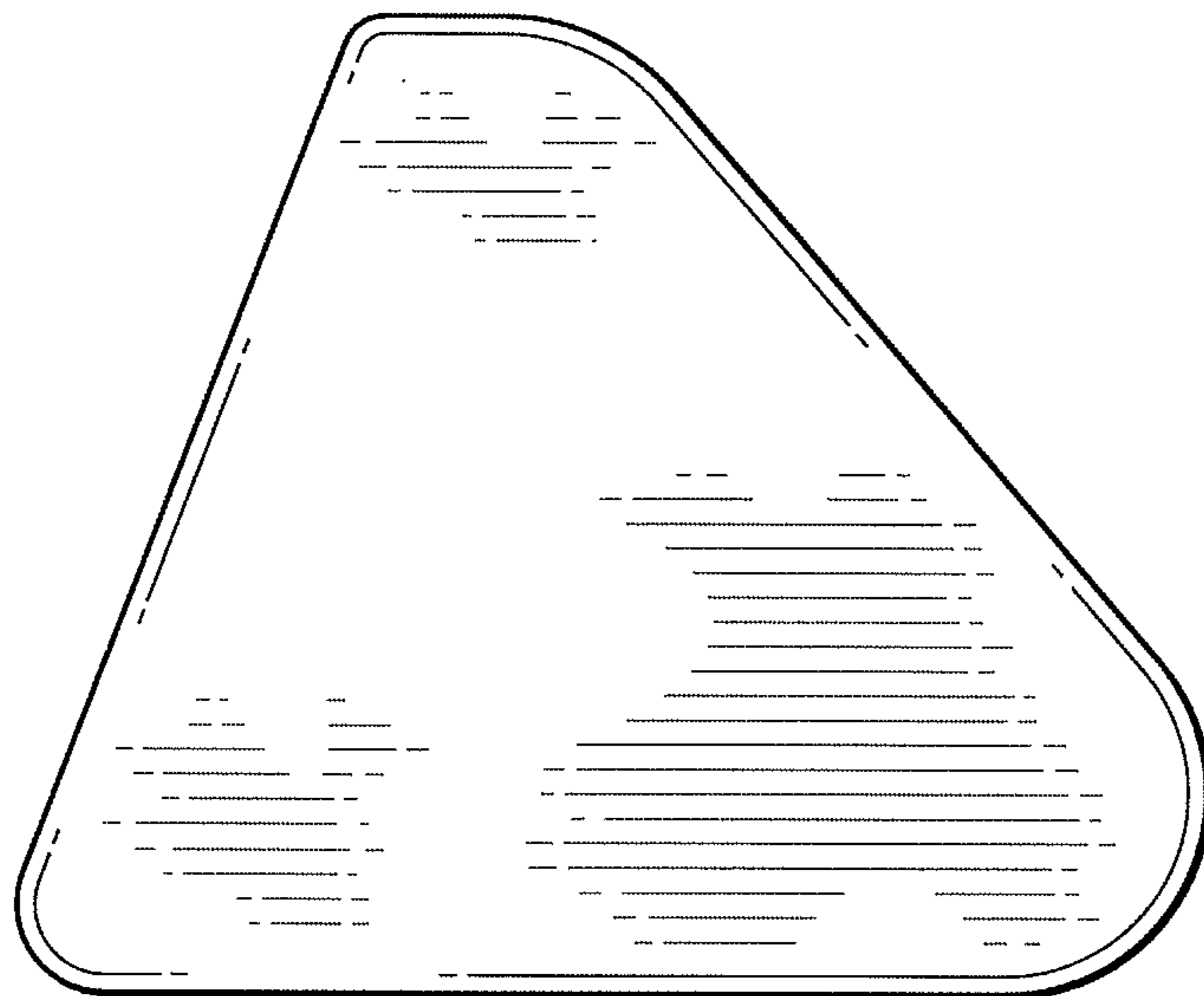


FIG. 3

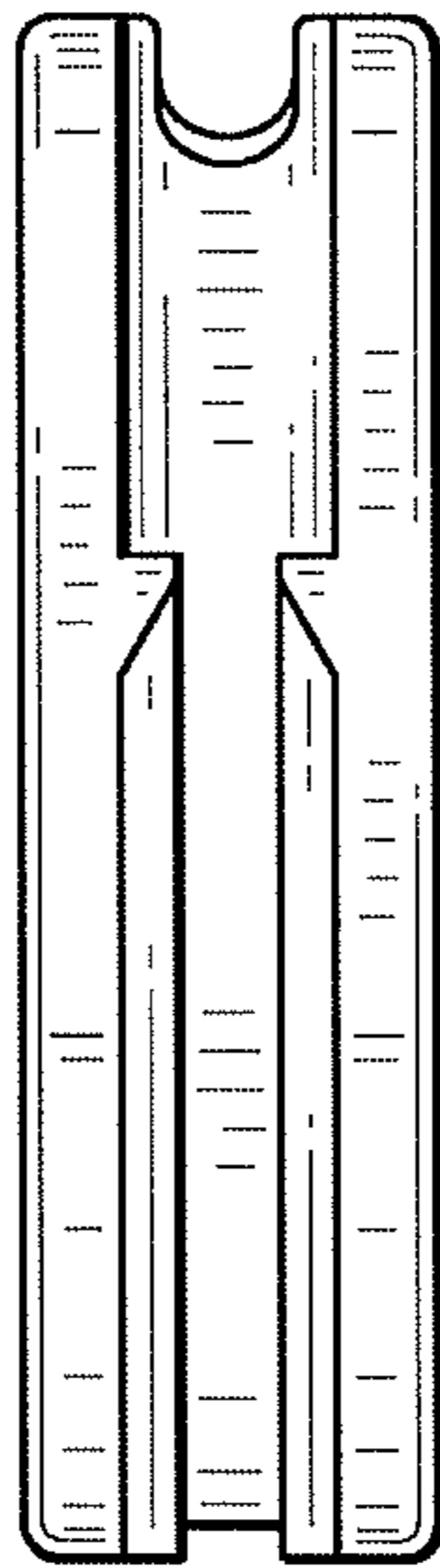


FIG. 4




FIG. 5

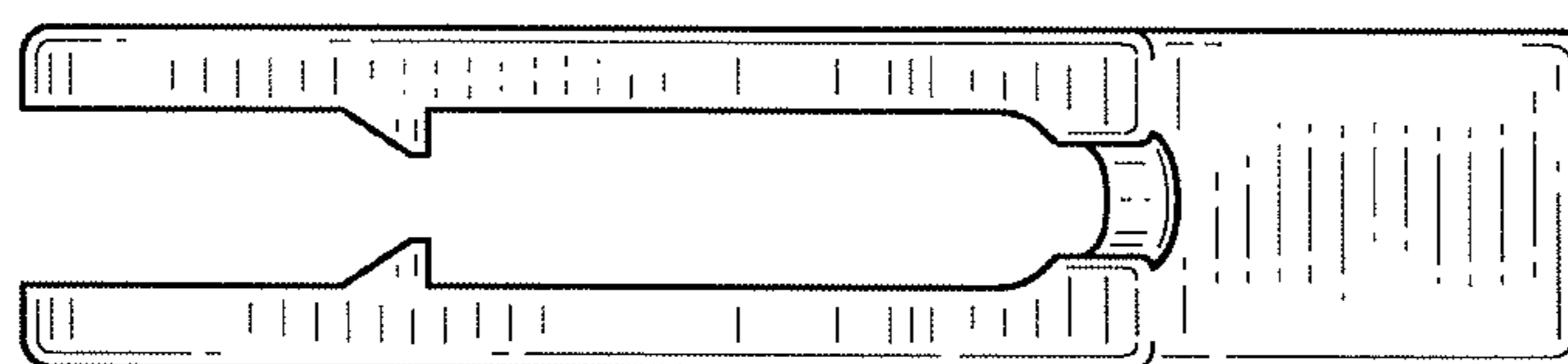


FIG. 6

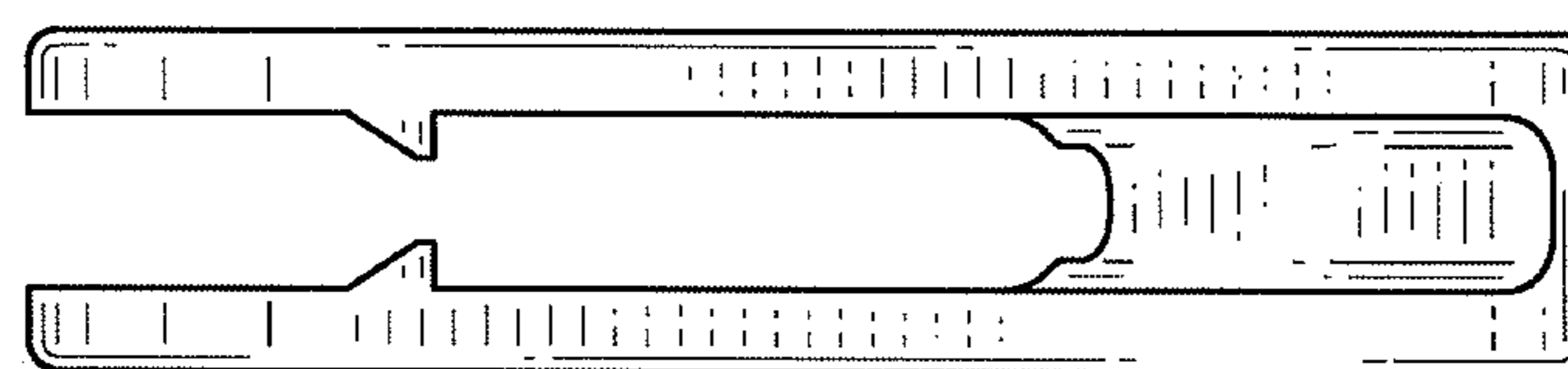


FIG. 7