



US00D680755S

(12) **United States Design Patent**
Gilboe et al.

(10) **Patent No.:** **US D680,755 S**
(45) **Date of Patent:** **** Apr. 30, 2013**

(54) **MIRROR**

(75) Inventors: **Kevin J. Gilboe**, Woodbury, MN (US);
Angela L. Pan, Woodbury, MN (US);
Craig D. Thompson, Inver Grove Heights, MN (US); **Matthew J. Nettenstrom**, Streamwood, IL (US); **Justin B. Peart**, Lisle, IL (US); **Jeremy A. Abel**, Oswego, IL (US); **Thomas M. McKeon**, Wheaton, IL (US)

(73) Assignee: **3M Innovative Properties Company**, St. Paul, MN (US)

(**) Term: **14 Years**

(21) Appl. No.: **29/423,946**

(22) Filed: **Jun. 6, 2012**

(51) **LOC (9) Cl.** **06-07**

(52) **U.S. Cl.**
USPC **D6/309**

(58) **Field of Classification Search** D6/300-314,
D6/444; 40/700, 711, 714, 716, 720, 735,
40/745, 765, 766, 780, 790, 727, 757, 651,
40/547, 798; D11/132, 81; D19/28; 248/346.01;
D20/42, 43; D21/483; D26/138, 118, 120,
D26/67

See application file for complete search history.

(56) **References Cited**

U.S. PATENT DOCUMENTS

110,833	A	*	1/1871	Curtis	40/798
779,366	A	*	1/1905	Kelsea	40/757
D39,639	S	*	10/1908	Eustis	D6/309
D41,429	S	*	6/1911	Goden	D6/309
D45,260	S	*	2/1914	Hutton	D6/309
1,126,468	A	*	1/1915	Hochendoner	40/757
D51,916	S	*	4/1918	Brown	D6/309
1,784,970	A	*	12/1930	Melton	40/725
D258,694	S	*	3/1981	deHaseth	D6/309

D258,842	S	*	4/1981	deHaseth	D6/309
D259,084	S	*	5/1981	Stahel, II	D6/309
D266,471	S	*	10/1982	Symington	D6/309
5,103,581	A	*	4/1992	Novak	40/547
D333,533	S	*	2/1993	Lee	D28/64.1
D346,699	S	*	5/1994	Greger	D6/312
5,414,948	A	*	5/1995	Kudo	40/651
D375,568	S	*	11/1996	Matthies	D26/28
D394,159	S	*	5/1998	Leung	D6/309
D409,003	S	*	5/1999	Scavini	D6/312
D415,618	S	*	10/1999	Delafield	D6/301
D454,256	S	*	3/2002	Johnson	D6/309
D458,458	S	*	6/2002	Vaaler	D6/300
D459,094	S	*	6/2002	Stone et al.	D6/309
D463,673	S	*	10/2002	O'Hare et al.	D6/300
D463,675	S	*	10/2002	Risdon	D6/309
D465,933	S	*	11/2002	Henderson et al.	D6/309
D505,555	S	*	5/2005	Snell	D6/309
D519,161	S	*	4/2006	Miller	D20/43
D534,359	S	*	1/2007	Mayer	D6/309
D550,462	S	*	9/2007	Miranda	D6/309
D556,269	S	*	11/2007	Lee	D21/483
D574,104	S	*	7/2008	Sanoner	D26/67
D577,208	S	*	9/2008	Thompson	D6/309

(Continued)

Primary Examiner — Philip S Hyder

Assistant Examiner — Sydney Buffalow

(74) *Attorney, Agent, or Firm* — Irina Hass

(57) **CLAIM**

The ornamental design for a mirror, as shown and described.

DESCRIPTION

FIG. 1 is a perspective view showing the new design for a mirror;

FIG. 2 is a front view thereof;

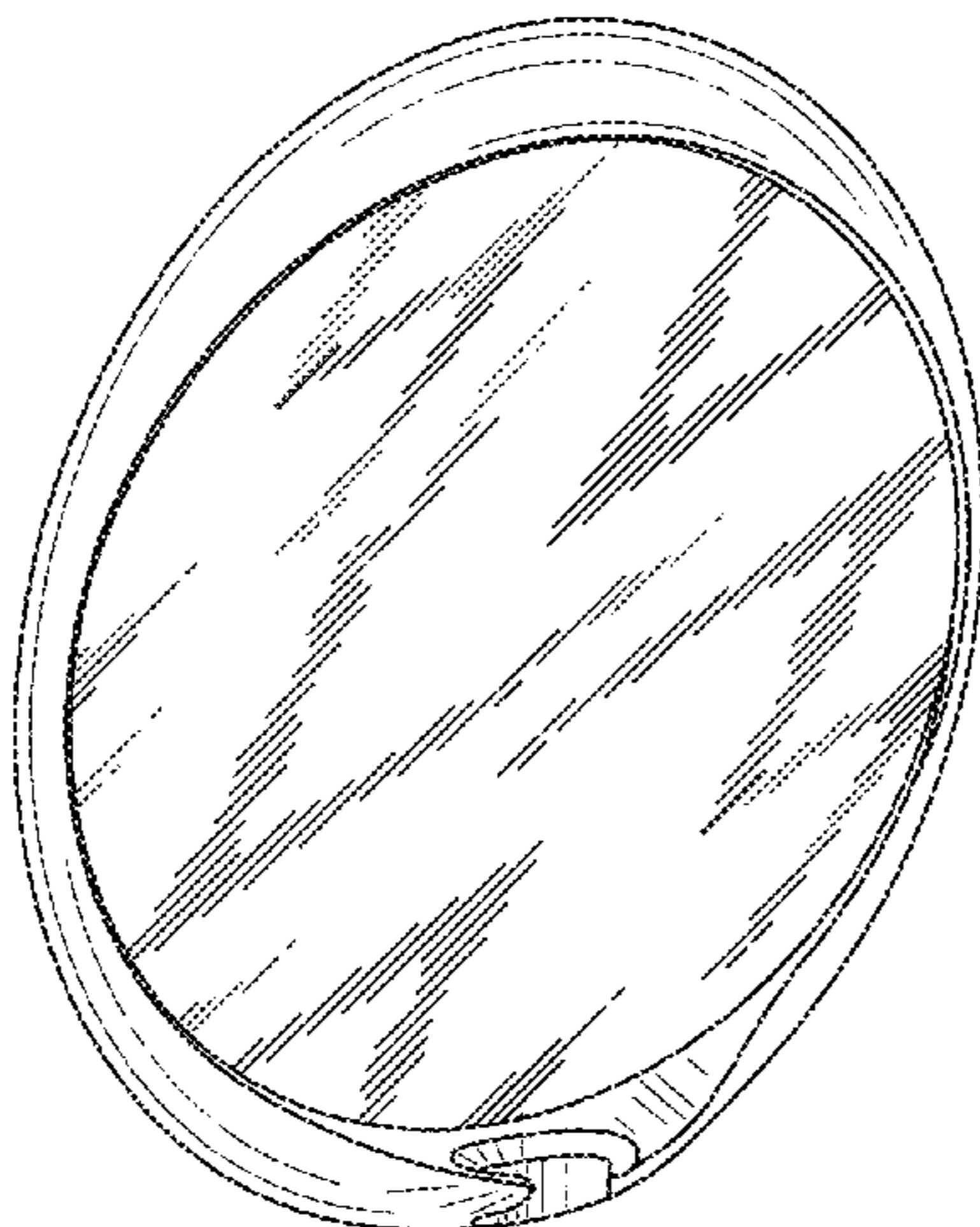
FIG. 3 is a rear view thereof;

FIG. 4 is a right side view thereof, a left side view being a mirror image thereof;

FIG. 5 is a top view thereof; and,

FIG. 6 is a bottom view thereof.

1 Claim, 3 Drawing Sheets



US D680,755 S

Page 2

U.S. PATENT DOCUMENTS

D580,184 S *	11/2008	Svensden et al.	D6/309	D658,899 S *	5/2012	Zadro	D6/309
D604,955 S *	12/2009	Kuo	D6/309	D660,367 S *	5/2012	Podd	D20/42
D639,496 S *	6/2011	Wada et al.	D26/120	D667,989 S *	9/2012	May	D26/139
D654,214 S *	2/2012	Huang	D26/139	D668,380 S *	10/2012	May	D26/139
D657,425 S *	4/2012	Podd	D20/42				

* cited by examiner

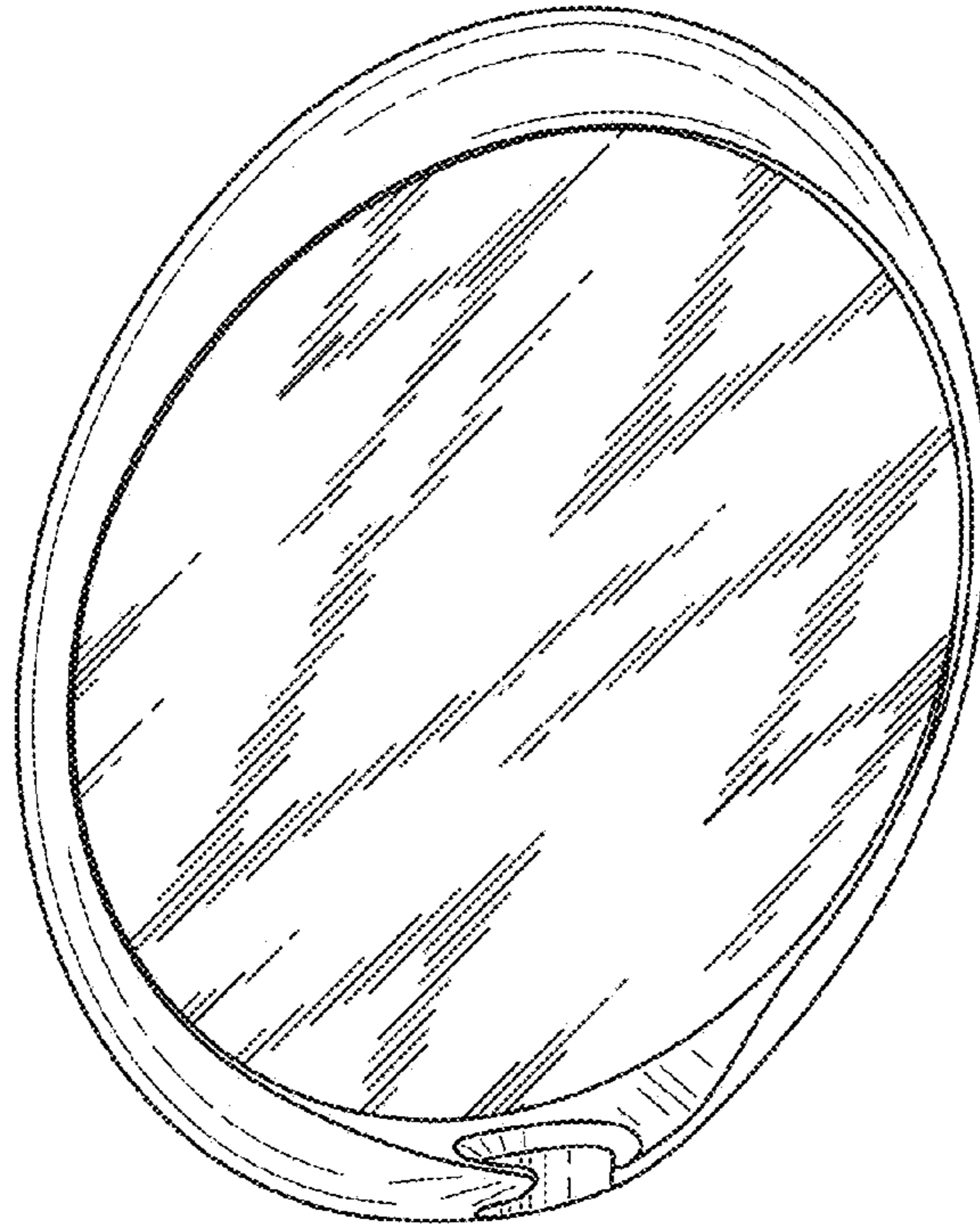


Fig. 1

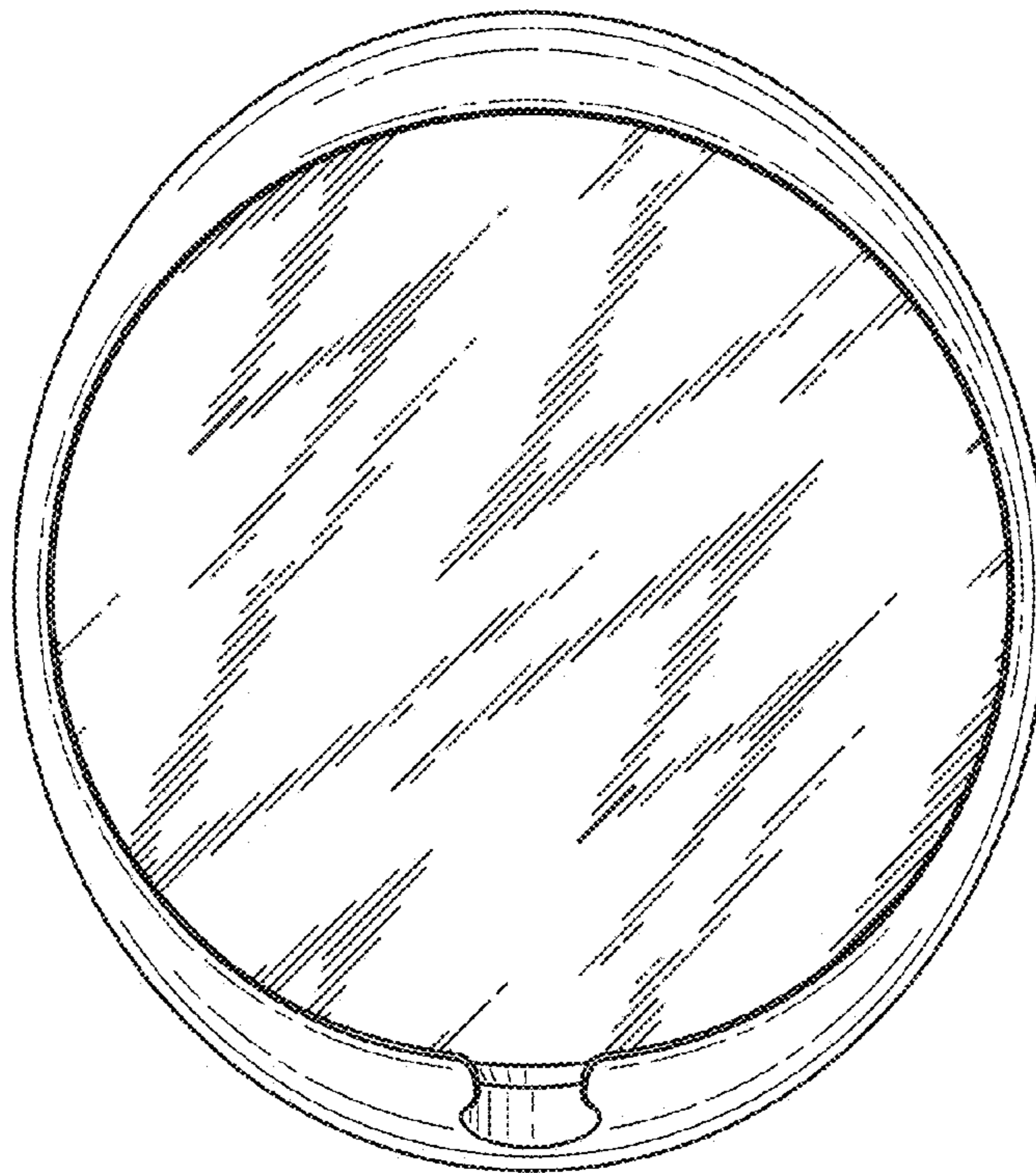


Fig. 2

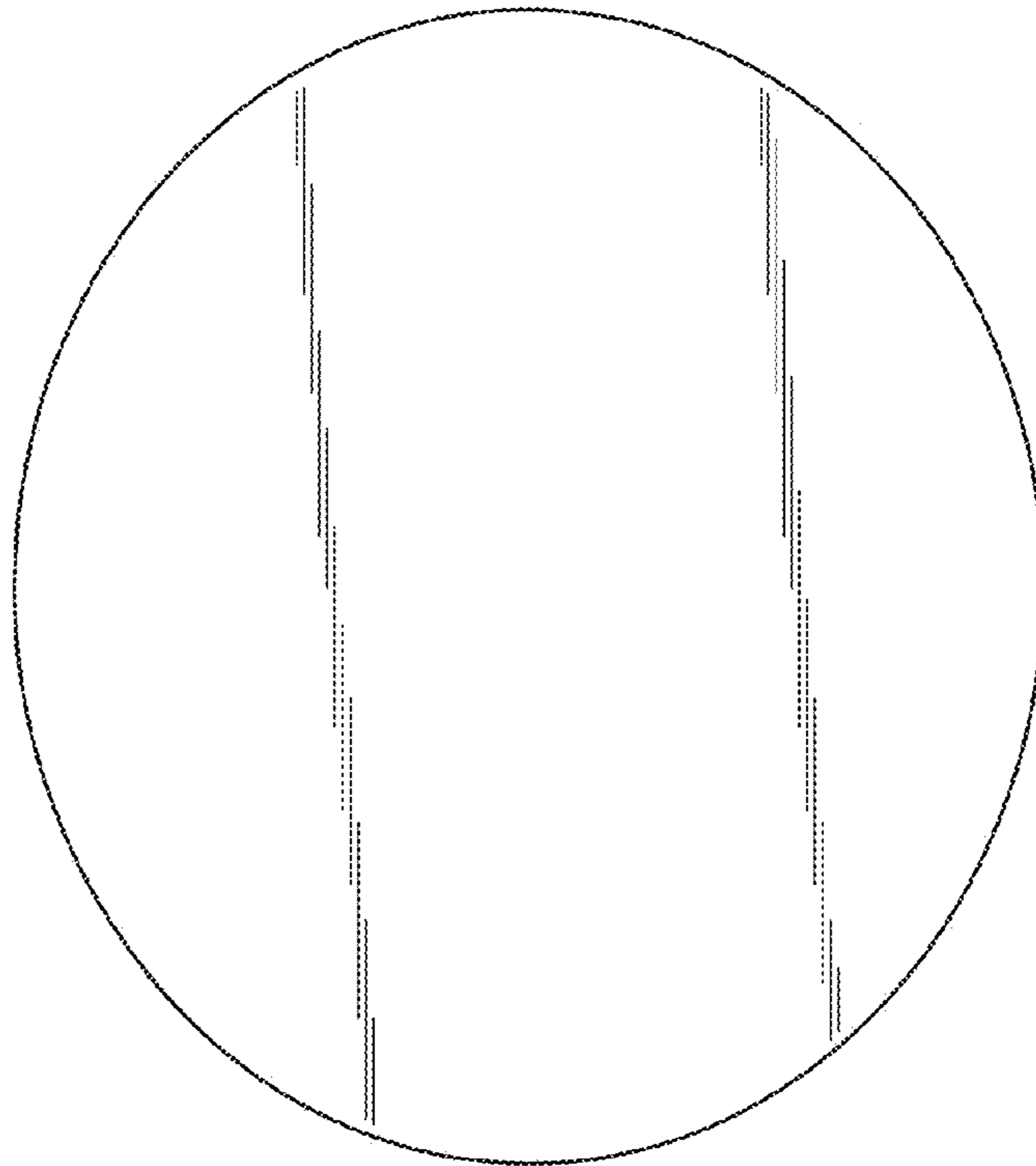


Fig. 3




Fig. 4

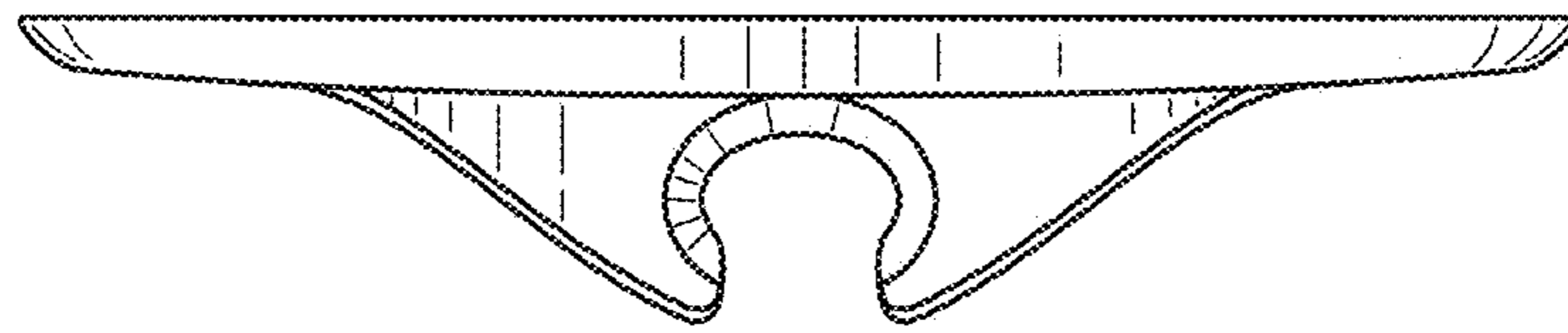


Fig. 5

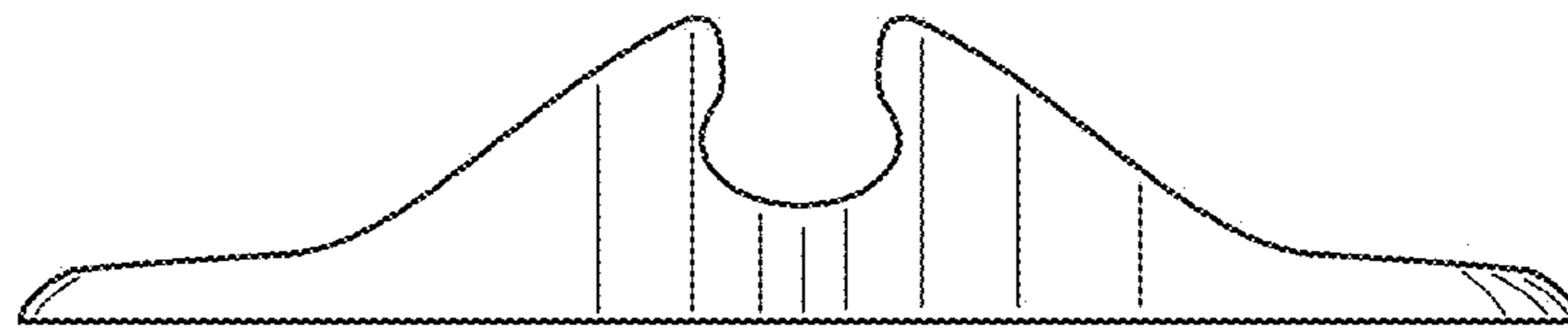


Fig. 6