



US00D680750S

(12) **United States Design Patent**  
**Takahashi**

(10) **Patent No.:** **US D680,750 S**  
(45) **Date of Patent:** **\*\* Apr. 30, 2013**

(54) **METAL SHEET MATERIAL**

(56) **References Cited**

(71) Applicant: **Sumitomo Light Metal Industries, Ltd.**, Tokyo (JP)

(72) Inventor: **Masaya Takahashi**, Tokyo (JP)

(73) Assignee: **Sumitomo Light Metal Industries, Ltd.**, Tokyo (JP)

(\*\*) Term: **14 Years**

(21) Appl. No.: **29/437,094**

(22) Filed: **Nov. 13, 2012**

U.S. PATENT DOCUMENTS

1,074,824 A	10/1913	Wadsworth
D71,046 S	9/1926	Boyd
2,380,447 A	7/1945	Jungersen
D173,158 S	10/1954	Johnson
D178,569 S	8/1956	Hutchinson
2,858,247 A	10/1958	De Swart
D188,648 S	8/1960	Cohen et al.
2,954,838 A	10/1960	Nuorivaara
D190,068 S	4/1961	Vernon
3,011,602 A	12/1961	Ensrud et al.
3,096,032 A	7/1963	Davis
3,118,523 A	1/1964	Girof
3,302,359 A	2/1967	Alleaume
3,362,118 A	1/1968	Brunner
3,407,788 A	10/1968	Hagmann
4,146,666 A	3/1979	Houtlosser
4,588,258 A	5/1986	Hoopman
D313,512 S	1/1991	Legare
5,122,902 A	6/1992	Benson
5,292,027 A	3/1994	Lueke
5,612,117 A	3/1997	Belanger et al.
5,889,615 A	3/1999	Dreyer et al.
6,120,280 A	9/2000	Mimura et al.
6,136,416 A	10/2000	Smith et al.
6,383,607 B1	5/2002	Shin
D625,110 S	10/2010	Koenig
D647,704 S *	11/2011	Missoni ..... D5/47
D659,404 S *	5/2012	Hoernisch ..... D5/59
D662,325 S *	6/2012	Wong et al. .... D5/47
8,293,072 B2 *	10/2012	Super et al. .... 162/109
D671,752 S *	12/2012	Anderson et al. .... D5/47
D671,753 S *	12/2012	Anderson et al. .... D5/47
8,328,985 B2 *	12/2012	Edwards et al. .... 162/111
D673,779 S	1/2013	Takahashi
2007/0015000 A1	1/2007	Burdon
2011/0206891 A1 *	8/2011	Eguchi et al. .... 428/95
2011/0262719 A1 *	10/2011	Pringle et al. .... 428/195.1
2012/0160434 A1 *	6/2012	Murray et al. .... 162/111
2012/0177939 A1 *	7/2012	Longepied et al. .... 428/546
2012/0269998 A1	10/2012	Takahashi
2012/0273027 A1 *	11/2012	Convery ..... 136/251

**Related U.S. Application Data**

(62) Division of application No. 29/388,783, filed on Apr. 1, 2011, now Pat. No. Des. 673,779.

**Foreign Application Priority Data**

(30)

Oct. 4, 2010	(JP)	.....	2010-023693
Feb. 16, 2011	(JP)	.....	2011-003172
Feb. 25, 2011	(JP)	.....	2011-004038
Feb. 25, 2011	(JP)	.....	2011-004040

(51) **LOC (9) Cl.** ..... **05-06**


(52) **U.S. Cl.**  
USPC ..... **D5/54**

(58) **Field of Classification Search** ..... D5/4, 7,  
D5/11, 43, 47, 50, 53-56, 61, 63, 99; D6/582,  
D6/602, 612, 613, 617, 622; D24/124-126;  
D32/40; 4/581; 5/402, 490, 495; 15/208,  
15/215; 112/401, 402; 139/383 B, 383 R,  
139/416, 420 B, 420 R, 428; 162/111, 116,  
162/134, 140, 416; 245/2; 428/32, 37, 39,  
428/57, 66.5, 79, 85, 181, 221, 542.6; 442/181,  
442/320, 327; 604/385.01

See application file for complete search history.

**FOREIGN PATENT DOCUMENTS**

JP	9-254955	9/1997
JP	10-166481	6/1998
JP	11-501587	2/1999
JP	2960402 B1	7/1999
JP	2000-136720	5/2000
JP	2000-257441	9/2000



JP	2000-288643	10/2000
JP	2002-307117	10/2002
JP	2002-307227	10/2002
JP	2002-321018	11/2002
JP	2003-261070	9/2003
JP	2004-26120	1/2004
JP	2004-106022	4/2004
JP	2004-218232	8/2004
JP	2005-232751	9/2005
JP	2006-137029	6/2006
JP	2006-305999	11/2006
JP	2007-23661	2/2007
JP	2007-55143	3/2007
JP	2007-112356	5/2007
JP	2008-180125	8/2008
JP	2009-257342	11/2009
JP	2011-27248	2/2011
JP	2011-101893	5/2011
JP	2011-110847	6/2011
JP	2011-147950	8/2011
JP	2011-156581	8/2011
JP	2011-202350	10/2011
JP	2011-230174	11/2011
JP	2012-30261	2/2012
WO	03/056111	7/2003
WO	2007/010868	1/2007
WO	2011/058922	5/2011
WO	2012/008059	1/2012

OTHER PUBLICATIONS

Un-published U.S. Appl. No. 13/809,502.

\* cited by examiner

*Primary Examiner* — Karen S Acker  
 (74) *Attorney, Agent, or Firm* — JTEKT Law PLLC; Jeffrey D. Tekanic

(57) **CLAIM**  
 The ornamental design for a metal sheet material, as shown and described.

**DESCRIPTION**

FIG. 1 is an enlarged detail of a top view of the metal sheet material shown in FIG. 4;

FIG. 2 is an enlarged detail of a bottom view of the metal sheet material shown in FIG. 5;

FIG. 3 is an enlarged detail of a perspective top view of the metal sheet material shown in FIG. 6;

FIG. 4 is a top view of my design, shown with perspective lines;

FIG. 5 is a bottom view of my design, shown with perspective lines;

FIG. 6 is a perspective top view of my design, shown with perspective lines;

FIG. 7 is a top view according to FIG. 4, shown without perspective lines;

FIG. 8 is a bottom view according to FIG. 5, shown without perspective lines; and,

FIG. 9 is a perspective top view according to FIG. 6, shown without perspective lines.

The evenly-spaced broken lines represent the boundary of the claim and form no part of the claimed design.

The dot-dash-dot lines shown in FIGS. 4-6 represent the boundaries of the details shown in FIGS. 1-3, respectively, and form no part of the claimed design.

The thickness of the metal sheet material forms no part of the claimed design.

The metal sheet material can be used as a covering material for an automobile part, such as e.g., a hood or bonnet, a door, a roof, a floor, a trunk lid, a bumper, a crumple or crush zone (box), a door beam, etc., or as an interior or exterior covering material for building construction materials, such as e.g., a wall, a pipe, etc., or as a covering material for a container configured to hold one or more items, such as e.g., food or medicine.

The metal sheet material may comprise iron, aluminum and/or alloys thereof, such as, e.g., steel.

**1 Claim, 9 Drawing Sheets**




FIG. 1




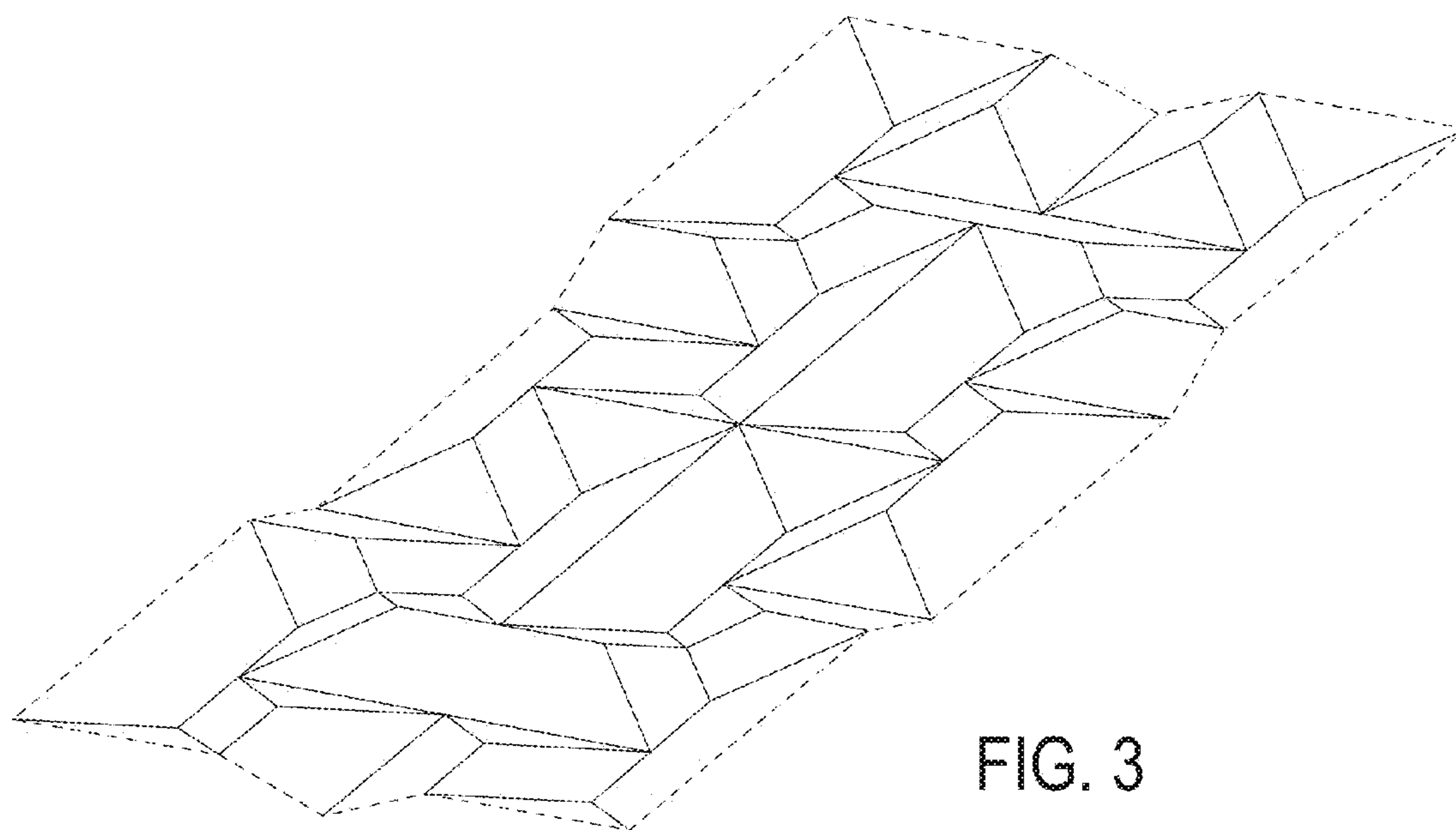


FIG. 2






FIG. 4




FIG. 5



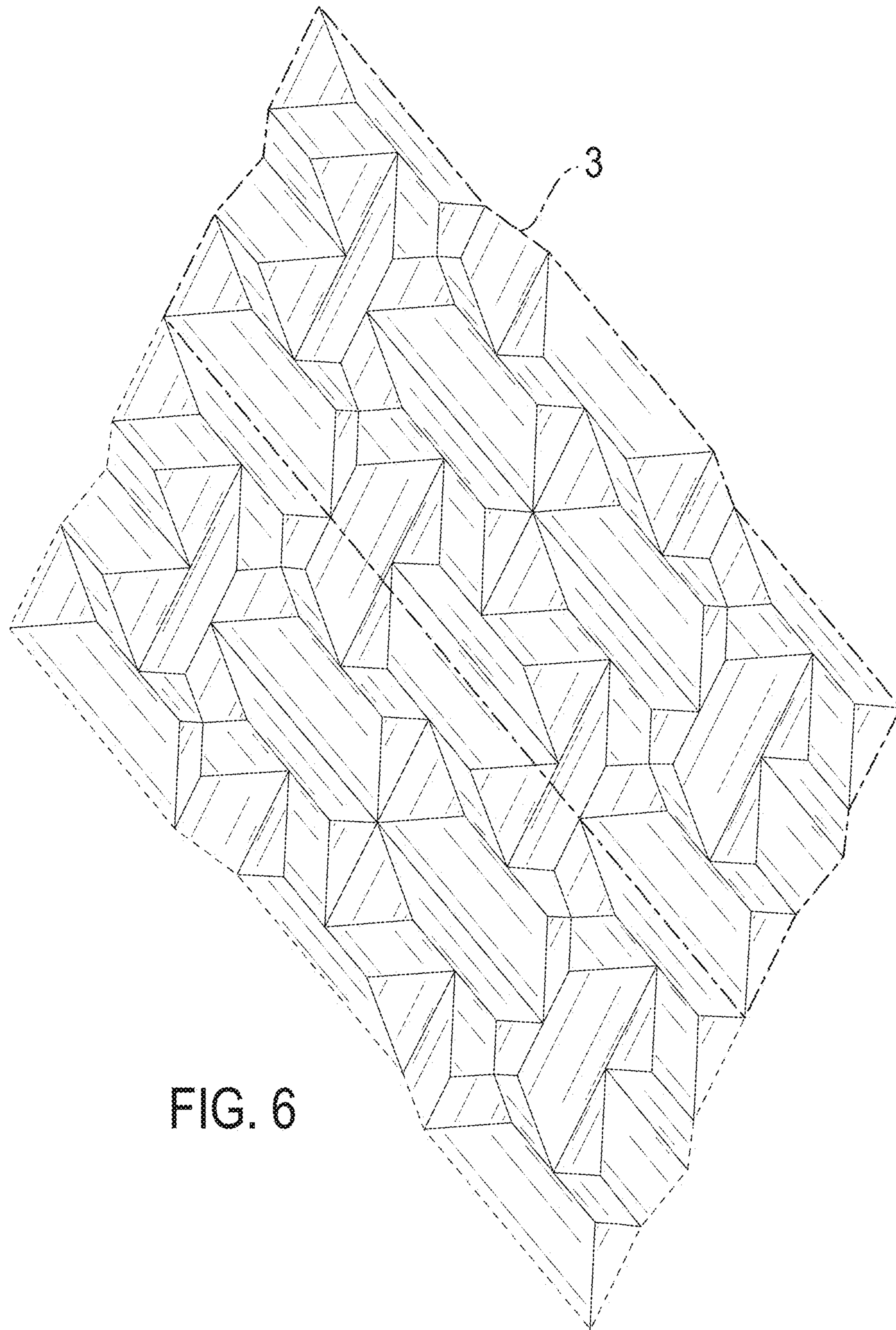


FIG. 6






FIG. 7




FIG. 8

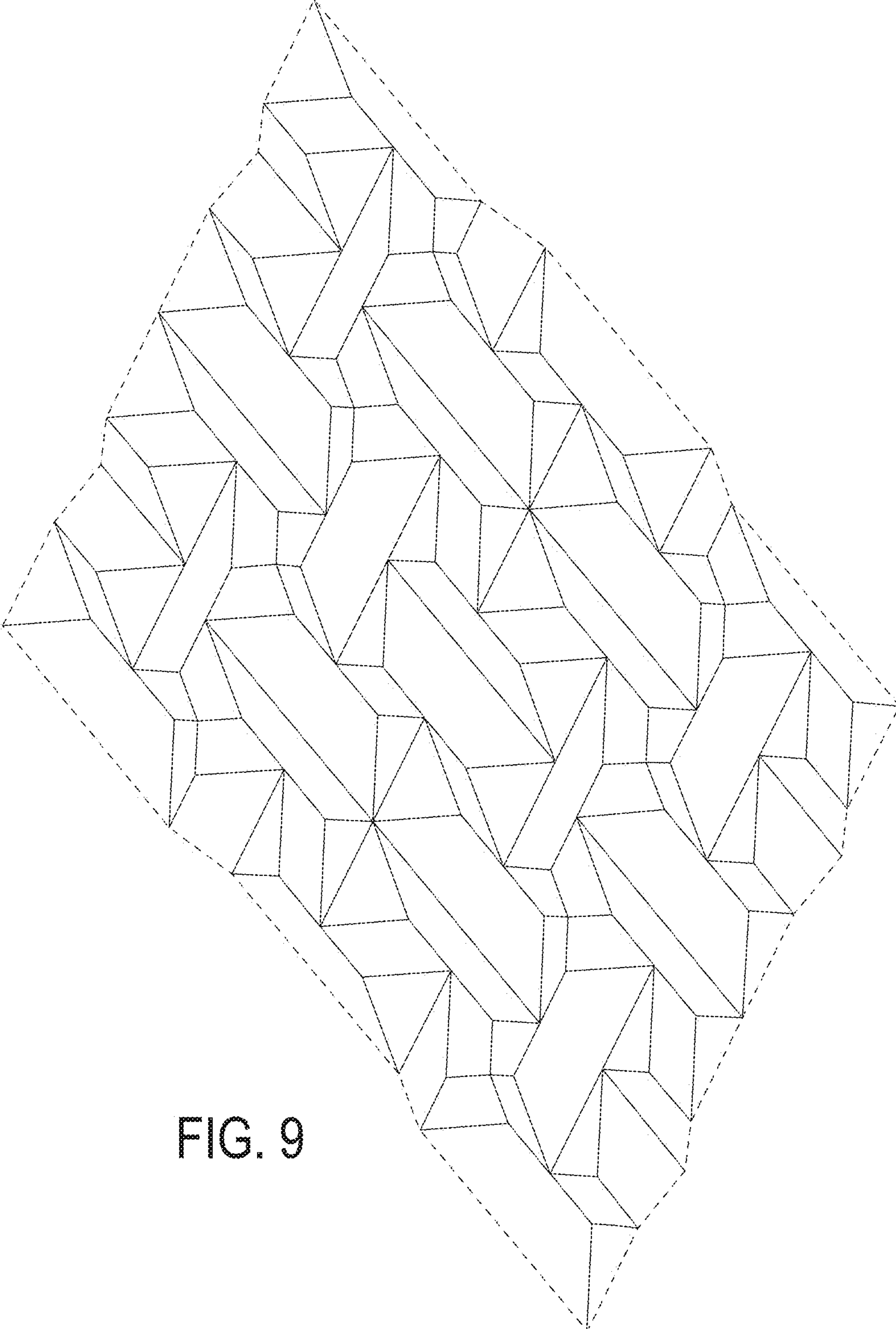


FIG. 9