



US00D680745S

(12) **United States Design Patent**  
**Smith**

(10) **Patent No.:** **US D680,745 S**  
(45) **Date of Patent:** **\*\* Apr. 30, 2013**

(54) **LIGHTER POUCH**

(76) Inventor: **Andrew Smith**, Pascoag, RI (US)

(\*\*) Term: **14 Years**

(21) Appl. No.: **29/405,062**

(22) Filed: **Oct. 28, 2011**

(51) **LOC (9) Cl.** ..... **03-01**

(52) **U.S. Cl.**  
USPC ..... **D3/303**

(58) **Field of Classification Search** ..... D3/300,  
D3/303; 206/320, 522  
See application file for complete search history.

(56) **References Cited**

U.S. PATENT DOCUMENTS

D511,890 S	*	11/2005	Burns	.....	D3/226
D609,010 S	*	2/2010	Hofer et al.	.....	D3/303
D620,259 S	*	7/2010	Fahrendorff et al.	.....	D3/303

\* cited by examiner

*Primary Examiner* — Holly Baynham

(74) *Attorney, Agent, or Firm* — Frank Marino

(57) **CLAIM**

The ornamental design for a lighter pouch, as shown and described.

**DESCRIPTION**

FIG. 1 is a front elevation view of a lighter pouch according to a first embodiment of my new design, the rear elevation view thereof being a mirror image thereof;

FIG. 2 is a right side elevation view of the lighter pouch of FIG. 1;

FIG. 3 is a left side elevation view of the lighter pouch of FIG. 1;

FIG. 4 is a broken line top view of the lighter pouch of FIG. 1;

FIG. 5 is a broken line bottom view of the lighter pouch of FIG. 1.

FIG. 6 is a rear elevation view of a lighter pouch according to a second embodiment of my new design, the front elevation view thereof being a mirror image thereof;

FIG. 7 is a right side elevation view of the lighter pouch of FIG. 6, the left side elevation view thereof being identical to FIG. 3, the top view thereof being identical to FIG. 4, and the bottom view thereof being identical to FIG. 5;


FIG. 8 is a front elevation view of a lighter pouch according to a third embodiment of my new design, the rear elevation view thereof being a mirror image thereof;

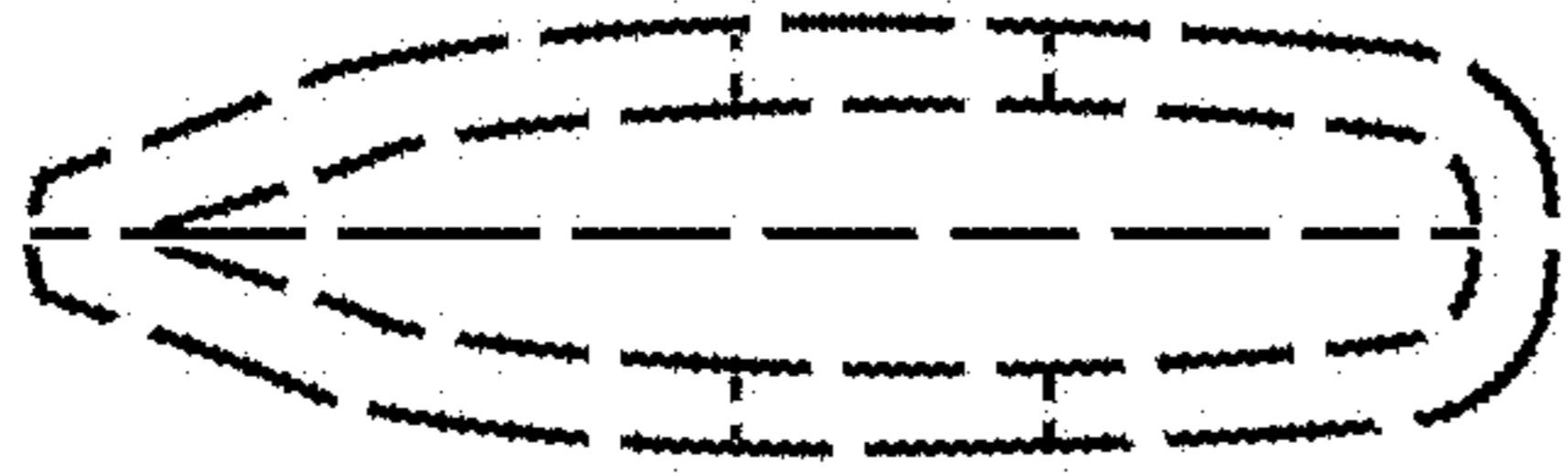
FIG. 9 is a left side elevation view of the lighter pouch of FIG. 8; and,

FIG. 10 is a right side elevation view of the lighter pouch of FIG. 8.


The broken lines showing portions of the pouch are for the purposes of illustrating environment and form no part of the claimed design.

**1 Claim, 2 Drawing Sheets**






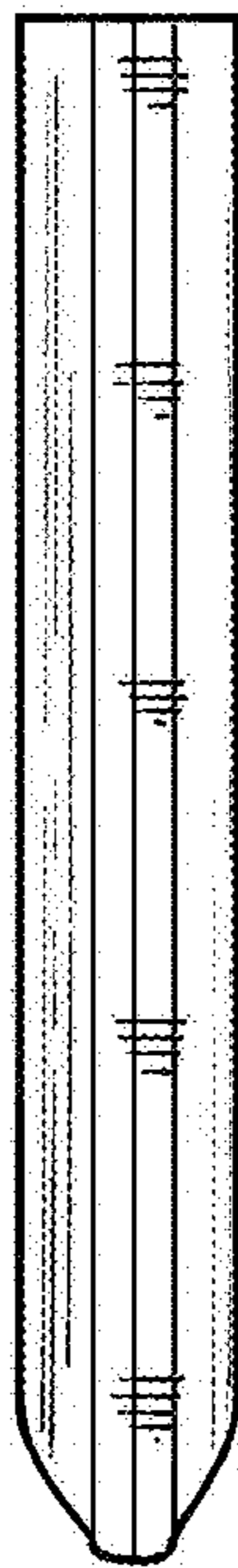
*Fig. 4*



*Fig. 5*



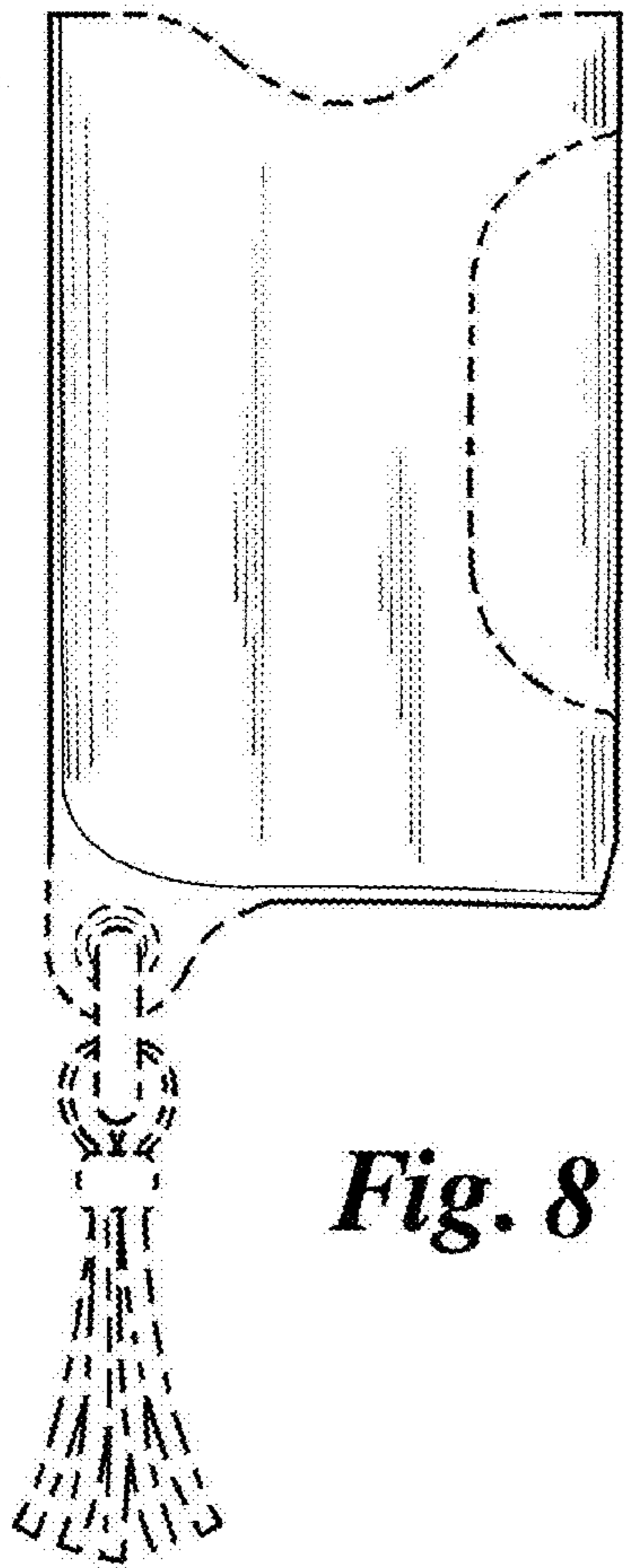
*Fig. 1*



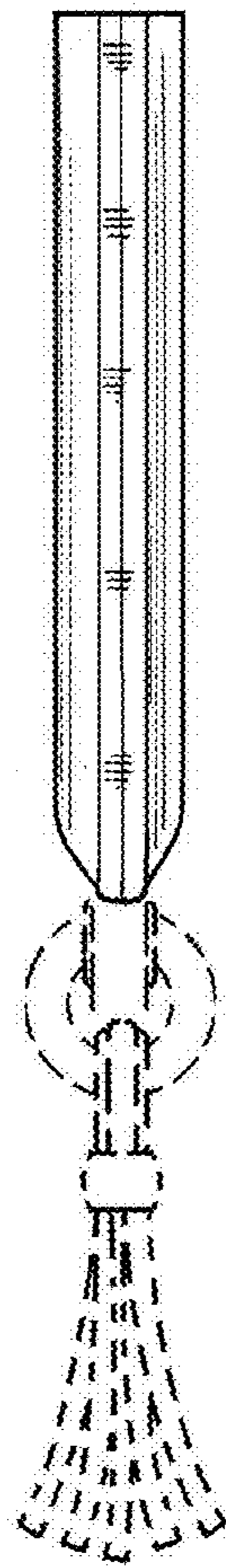
*Fig. 3*



*Fig. 2*


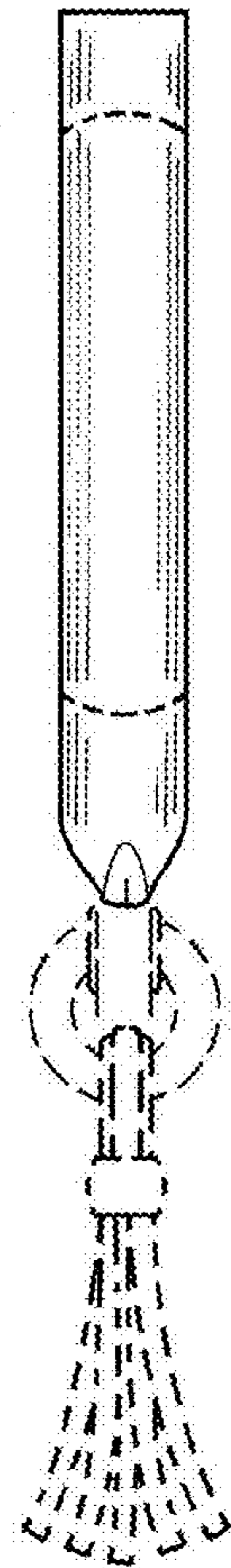


*Fig. 8*

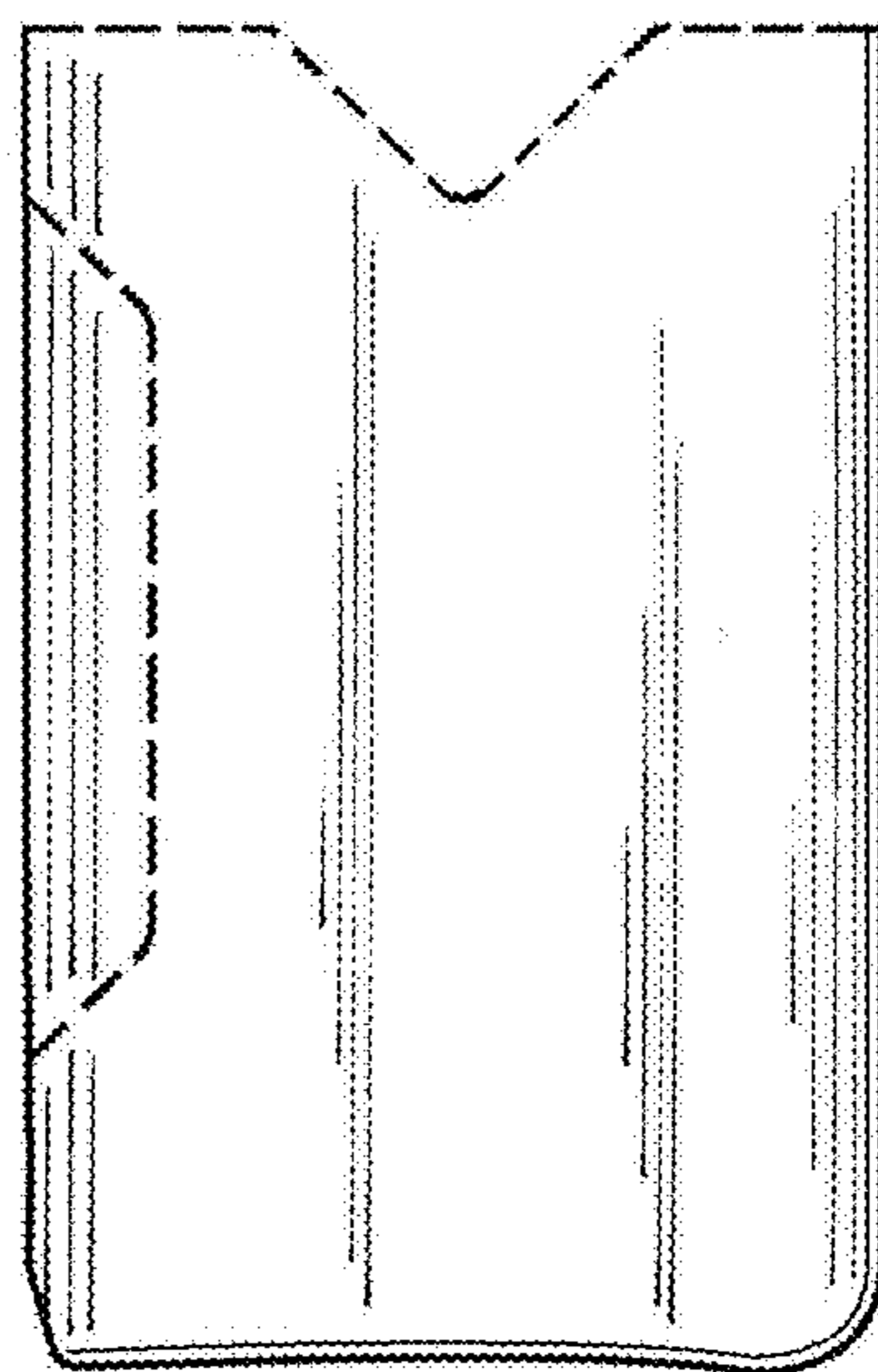


*Fig. 9*

*Fig. 10*



*Fig. 7*



*Fig. 6*