



US00D680727S

(12) **United States Design Patent**
Smith et al.

(10) **Patent No.:** **US D680,727 S**

(45) **Date of Patent:** **** Apr. 30, 2013**

(54) **OUTSOLE COVER**

(76) Inventors: **Jeffrey M. Smith**, Santa Barbara, CA
(US); **David Fowlkes, Jr.**, West Chester,
PA (US)

(**) **Term:** **14 Years**

(21) **Appl. No.:** **29/432,353**

(22) **Filed:** **Sep. 14, 2012**

(51) **LOC (9) Cl.** **02-04**

(52) **U.S. Cl.**

USPC **D2/960; D2/947; D2/951**

(58) **Field of Classification Search** D2/902,
D2/906, 908, 916, 918, 925, 946-962, 977;
36/3 B, 22 R, 24.5, 25 R, 28, 32 R, 34 R,
36/59 C, 67 A, 103

See application file for complete search history.

(56) **References Cited**

U.S. PATENT DOCUMENTS

D5,067 S	7/1871	Bourn	
642,474 A	1/1900	Moser	
2,032,052 A	2/1936	Friedenberg	
2,787,063 A	4/1957	Austin	
2,928,192 A *	3/1960	Green	36/32 R
3,009,269 A	11/1961	Folk	
3,808,712 A	5/1974	Elliott	
3,878,626 A	4/1975	Isman	
3,965,586 A	6/1976	Roosli	
4,267,650 A	5/1981	Bauer	
D262,581 S *	1/1982	Chevallereau	D2/908
4,317,294 A	3/1982	Goodyear	
4,377,042 A	3/1983	Bauer	
4,936,028 A	6/1990	Posacki	
D319,140 S	8/1991	Hernandez	
D319,527 S	9/1991	Hartmann	
5,083,385 A	1/1992	Halford	
D342,146 S *	12/1993	Duncan et al.	D2/908
5,315,767 A	5/1994	Bradbury	
5,317,822 A	6/1994	Johnson	

D353,707 S	12/1994	Puff	
5,425,186 A	6/1995	Hoyt	
5,615,495 A	4/1997	Mastrocola	
5,661,915 A	9/1997	Smith	
D389,994 S *	2/1998	Sessa	D2/953

(Continued)

FOREIGN PATENT DOCUMENTS

DE	3205444	9/1983
DE	3536959	4/1987
GB	2178940	2/1987

OTHER PUBLICATIONS

Various footwear product images from Hubei Suifeng International Trade Company (Hubei, China), Shenzhen Sunrise Science & Technology Co., Ltd. (Guangdong, China), and Dongguan Shijin Industrial Co., Ltd. (Guangdong, China) (undated).

Primary Examiner — T. Chase Nelson

(74) *Attorney, Agent, or Firm* — Price Heneveld LLP

(57) **CLAIM**

The ornamental design for an outsole cover, as shown and described.

DESCRIPTION

FIG. 1 is a side perspective view of an outsole cover showing our new design;

FIG. 2 is a top plan view thereof;

FIG. 3 is a first side elevational view thereof;

FIG. 4 is an opposite side elevational view thereof;

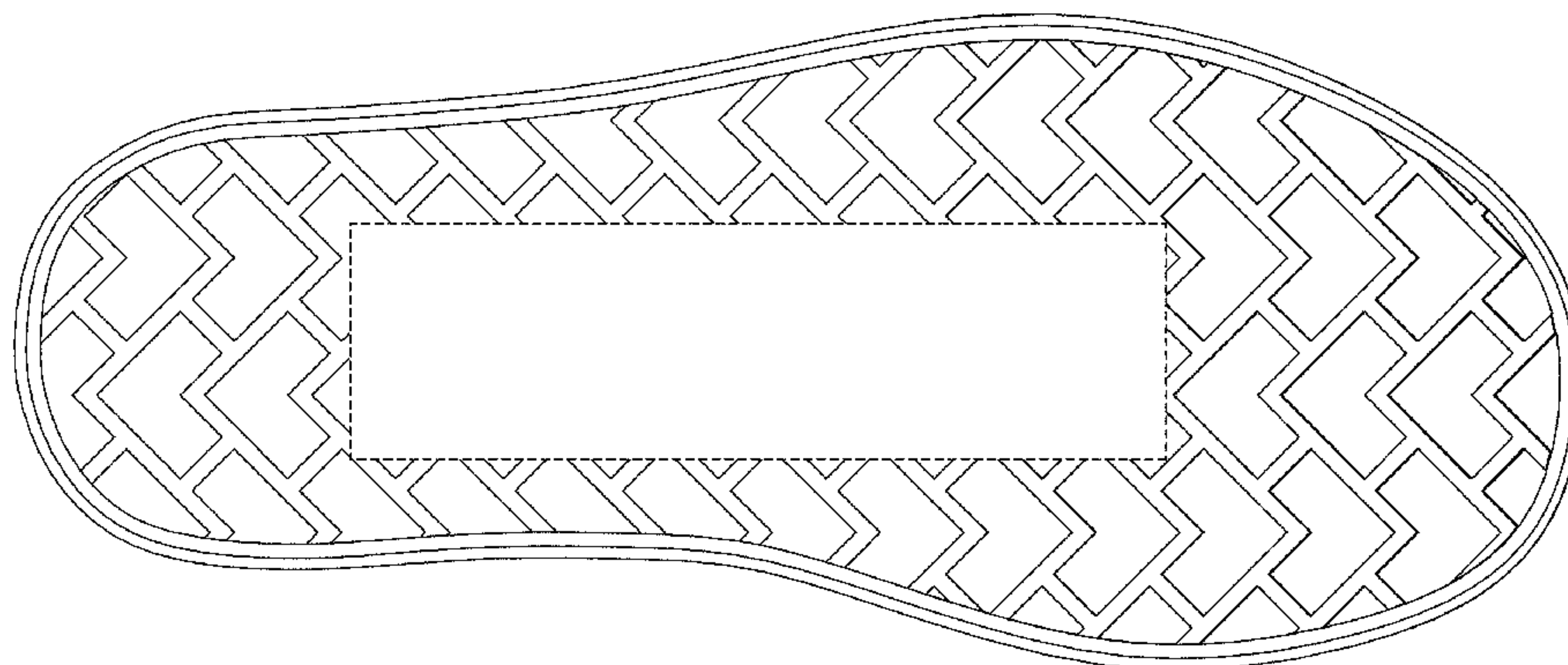
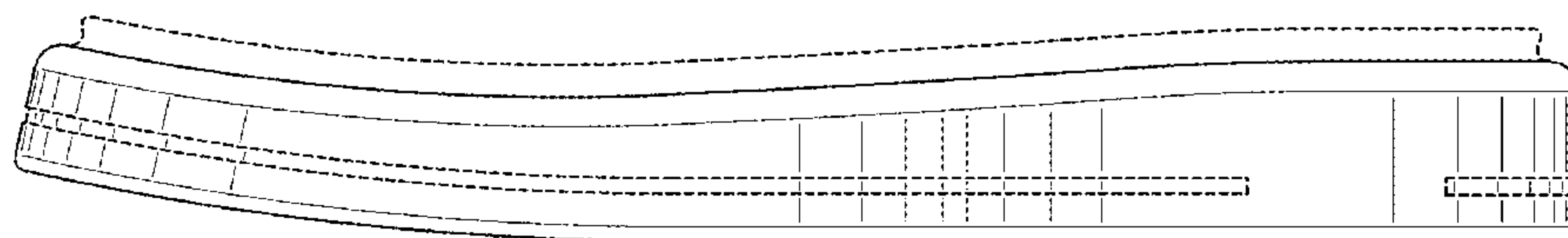
FIG. 5 is front elevational view thereof;

FIG. 6 is back elevational view thereof; and,

FIG. 7 is a bottom plan view thereof.

The broken lines in the Figures represent boundaries of the design and portions of the outsole cover that form no part of the claimed design. The broken lines form no part of the claim.

1 Claim, 5 Drawing Sheets



US D680,727 S

Page 2

U.S. PATENT DOCUMENTS

D414,020	S	9/1999	Manradgh et al.	
D416,126	S *	11/1999	Jimenez	D2/960
6,032,386	A	3/2000	Evans	
D424,790	S *	5/2000	Greenberg	D2/916
D452,769	S *	1/2002	Jacobs	D2/908
6,345,454	B1	2/2002	Cotton	
D458,010	S *	6/2002	Della Valle	D2/953
D494,344	S *	8/2004	Leong et al.	D2/917
D506,306	S *	6/2005	Teague	D2/960
6,948,261	B1	9/2005	Grasso	
6,988,328	B2	1/2006	Rosen et al.	
D559,508	S *	1/2008	Cintron et al.	D2/953
7,322,131	B2 *	1/2008	Yamashita et al.	36/59 R
D569,595	S *	5/2008	Le	D2/960
D576,392	S *	9/2008	Cintra	D2/947
D580,638	S *	11/2008	McClaskie	D2/953
D590,578	S *	4/2009	Hill	D2/898
D604,482	S *	11/2009	Fletcher	D2/917
D611,240	S *	3/2010	Choi	D2/969
D625,086	S	10/2010	Key	
7,900,379	B2	3/2011	Lafortune	
D639,539	S *	6/2011	Lubart	D2/951
D639,545	S *	6/2011	Weiss	D2/977
8,024,872	B2	9/2011	Pettis	
D653,842	S *	2/2012	Weiss	D2/946
D662,698	S *	7/2012	Pulli et al.	D2/947
D666,391	S *	9/2012	Van Zyll De Jong et al. .	D2/953
2003/0106241	A1	6/2003	Marden et al.	
2003/0200676	A1	10/2003	Gross	
2004/0068890	A1	4/2004	Palahnuk	
2005/0229435	A1	10/2005	Shih	
2007/0113424	A1	5/2007	Bell	
2009/0049711	A1	2/2009	Finch	
2009/0188132	A1 *	7/2009	Fujikawa et al.	36/103
2009/0235556	A1	9/2009	Reid	
2012/0110876	A1 *	5/2012	Lubart	36/59
2012/0124865	A1	5/2012	Opie et al.	

* cited by examiner

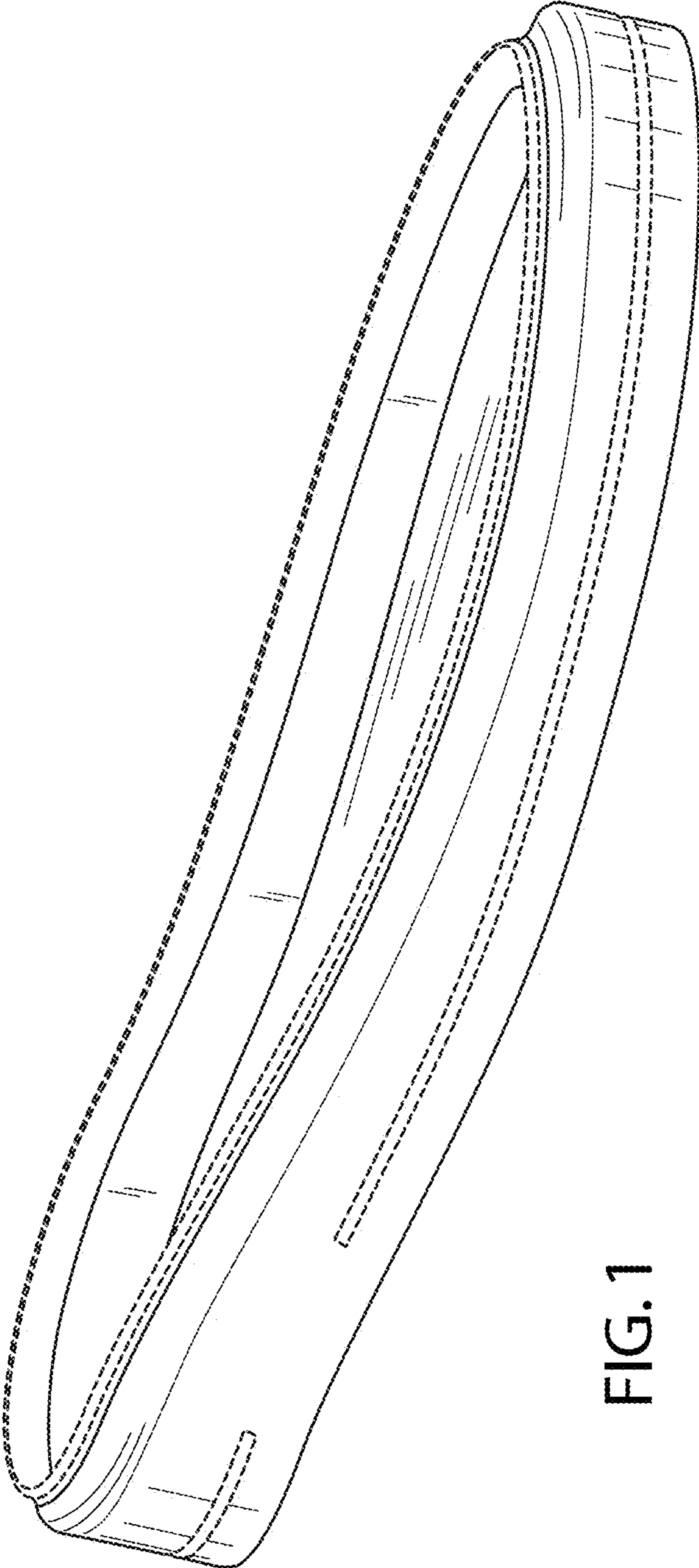


FIG. 1

FIG. 2

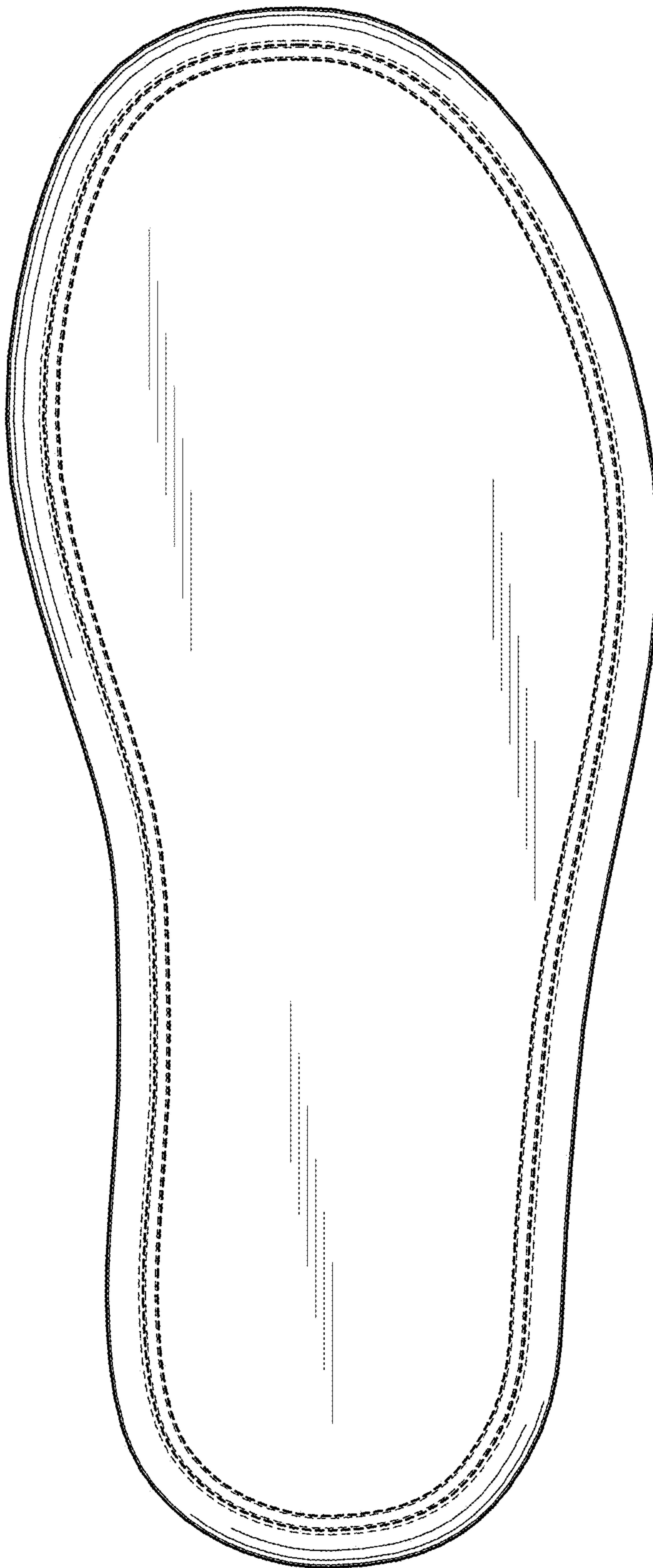


FIG. 3

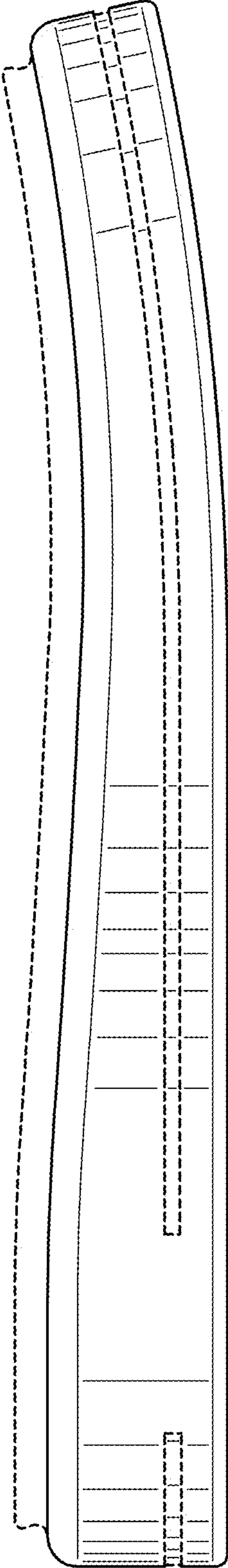
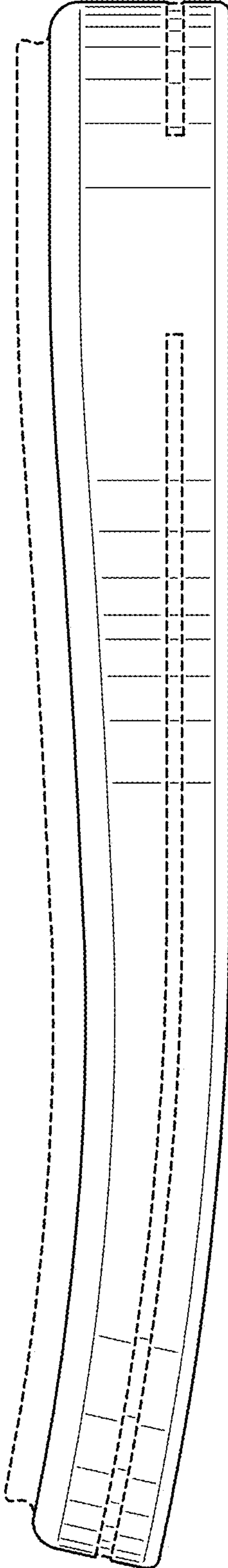


FIG. 4



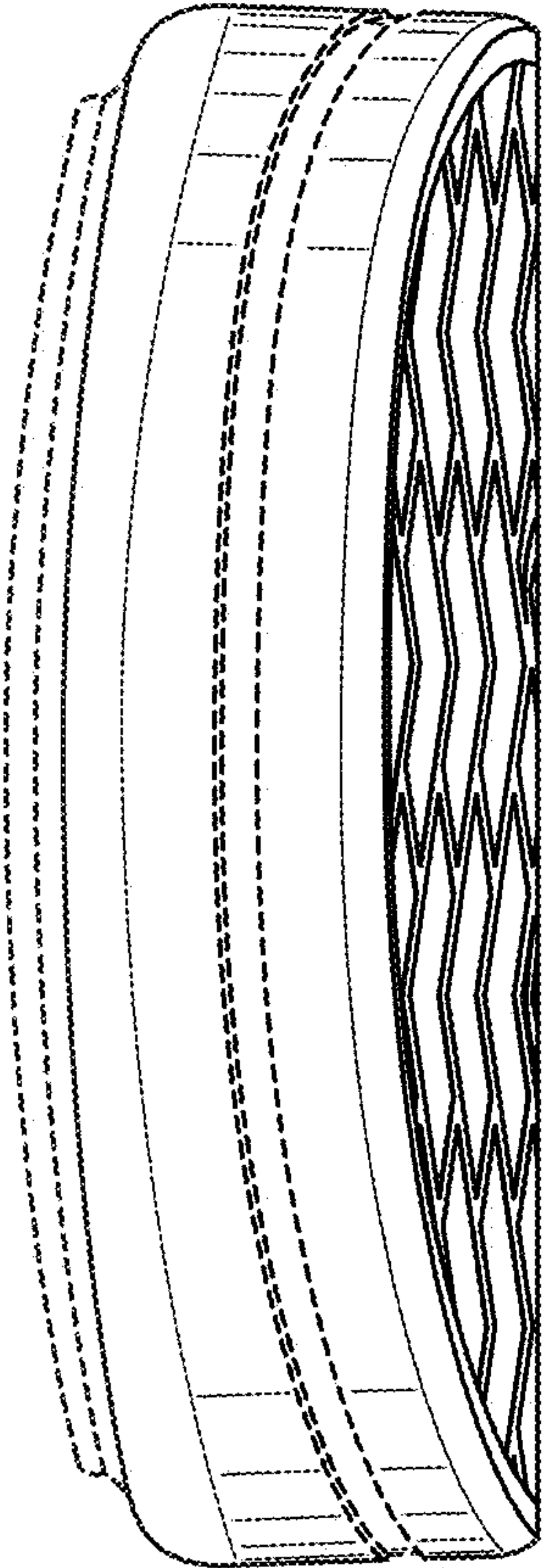


FIG. 5




FIG. 6

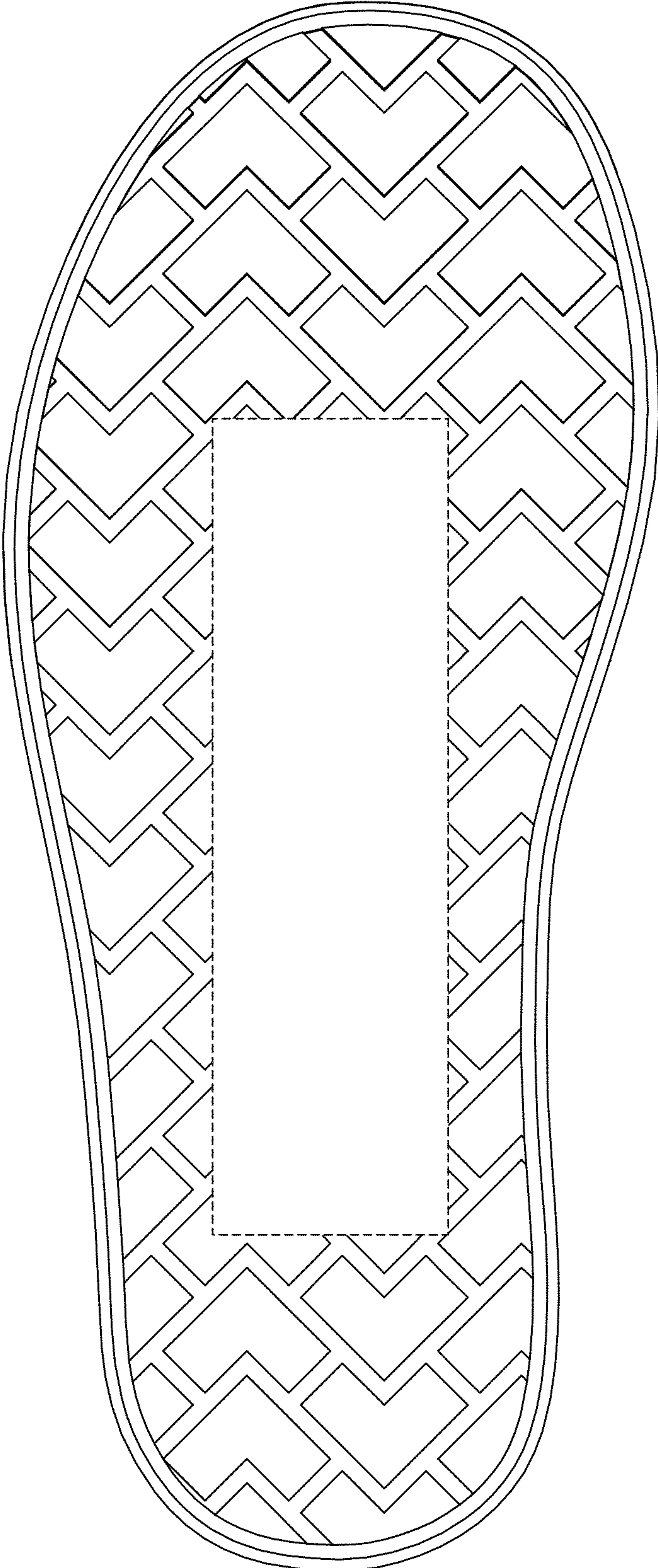


FIG. 7