



US00D680722S

(12) **United States Design Patent**
Link

(10) **Patent No.:** **US D680,722 S**

(45) **Date of Patent:** **** Apr. 30, 2013**

(54) **SHOE OUTSOLE**

(71) Applicant: **NIKE, Inc.**, Beaverton, OR (US)

(72) Inventor: **Kenneth Link**, Portland, OR (US)

(73) Assignee: **NIKE, Inc.**, Beaverton, OR (US)

(**) Term: **14 Years**

(21) Appl. No.: **29/438,653**

(22) Filed: **Nov. 30, 2012**

(51) **LOC (9) Cl.** **02-04**

(52) **U.S. Cl.**
USPC **D2/954; D2/951**

(58) **Field of Classification Search** D2/902,
D2/906, 908, 916, 918, 925, 946-962, 977;
36/3 B, 22 R, 24.5, 25 R, 28, 32 R, 34 R,
36/59 C, 67 A, 103
See application file for complete search history.

(56) **References Cited**

U.S. PATENT DOCUMENTS

D33,534 S	11/1900	Logan	
1,888,862 A *	11/1932	Mathews	36/12
1,989,902 A *	2/1935	Westling	36/19.5
2,114,421 A *	4/1938	Giuffre	36/11.5
D122,131 S	8/1940	Sannar	
D241,988 S	10/1976	Famolare, Jr.	
D267,366 S	12/1982	Davis	
D282,123 S	1/1986	Davis	
D293,502 S	1/1988	Hase	
D321,589 S *	11/1991	Merk et al.	D2/954
D332,690 S	1/1993	Truelsen	
D408,974 S	5/1999	Clarke	
D440,033 S	4/2001	Neely	

D483,932 S	12/2003	Cooper	
D538,016 S	3/2007	McClaskie	
D554,836 S *	11/2007	Shaffer	D2/951
D591,494 S *	5/2009	Jolicoeur	D2/961
D597,285 S *	8/2009	Ringholz	D2/946
D644,008 S	8/2011	Teteriatnikov	
D657,119 S *	4/2012	Polegato Moretti	D2/954
D663,517 S *	7/2012	Della Valle et al.	D2/954
2012/0174444 A1 *	7/2012	Besanceney et al.	36/30 R

OTHER PUBLICATIONS

Nike 1986 Fall Footwear Catalog, p. 80, date of publication unknown, Nike, Inc., USA.

Nike 1998 Late Fall Footwear Catalog, p. 130, date of publication unknown, Nike, Inc. USA.

Nike 2001 Spring Footwear p. 2, date of publication unknown, Nike, Inc., USA.

* cited by examiner

Primary Examiner — T. Chase Nelson

(74) *Attorney, Agent, or Firm* — Banner & Witcoff, Ltd.

(57) **CLAIM**

The ornamental design for a shoe outsole, as shown and described.

DESCRIPTION

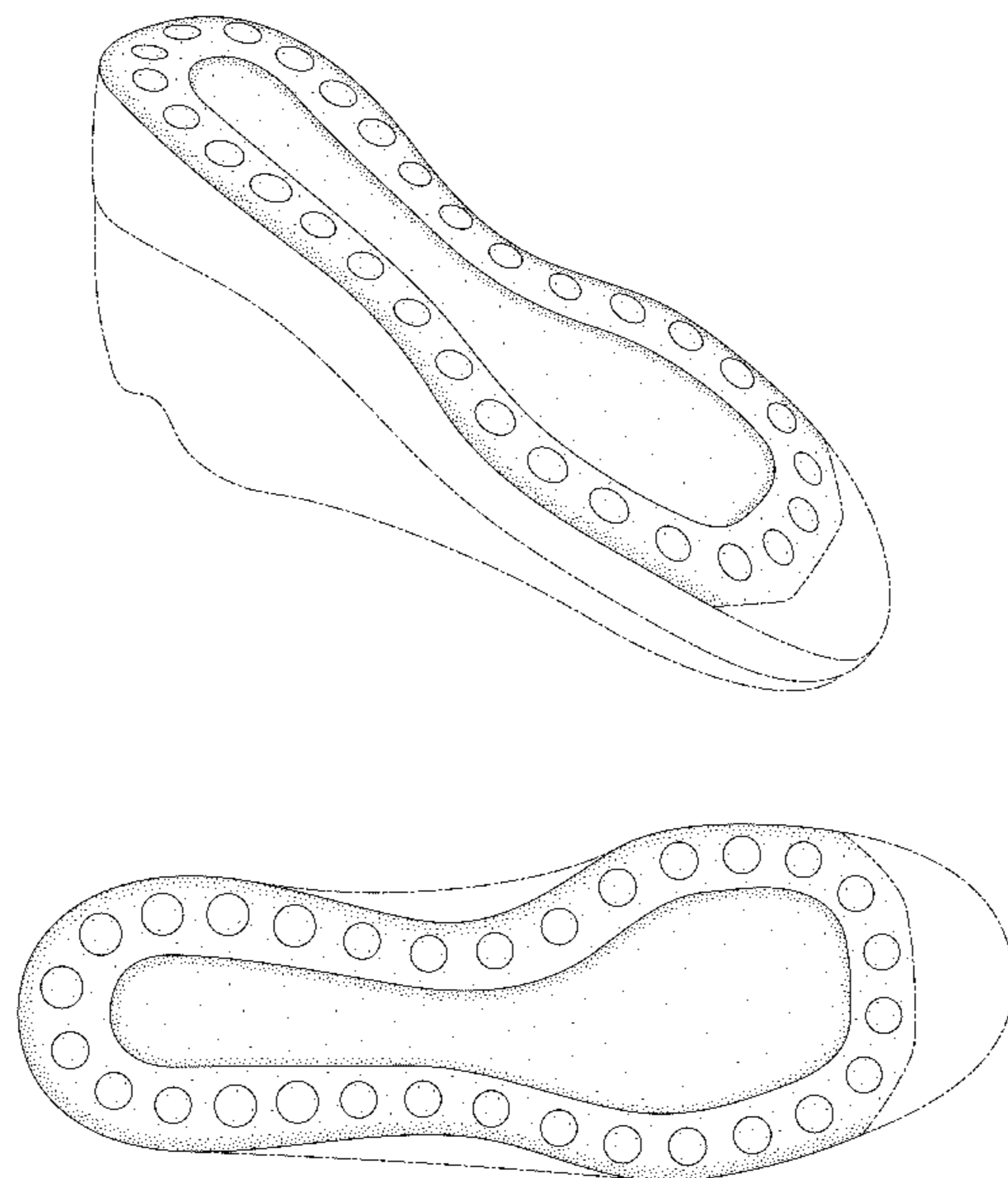
FIG. 1 is a front perspective view of a shoe outsole showing my new design;

FIG. 2 is a plan view thereof; and,

FIG. 3 is a rear perspective view thereof.

The broken lines immediately adjacent to the shaded area represent unclaimed boundaries of the design. The broken lines showing the remainder of the shoe are for environmental purposes only and form no part of the claimed design.

1 Claim, 3 Drawing Sheets



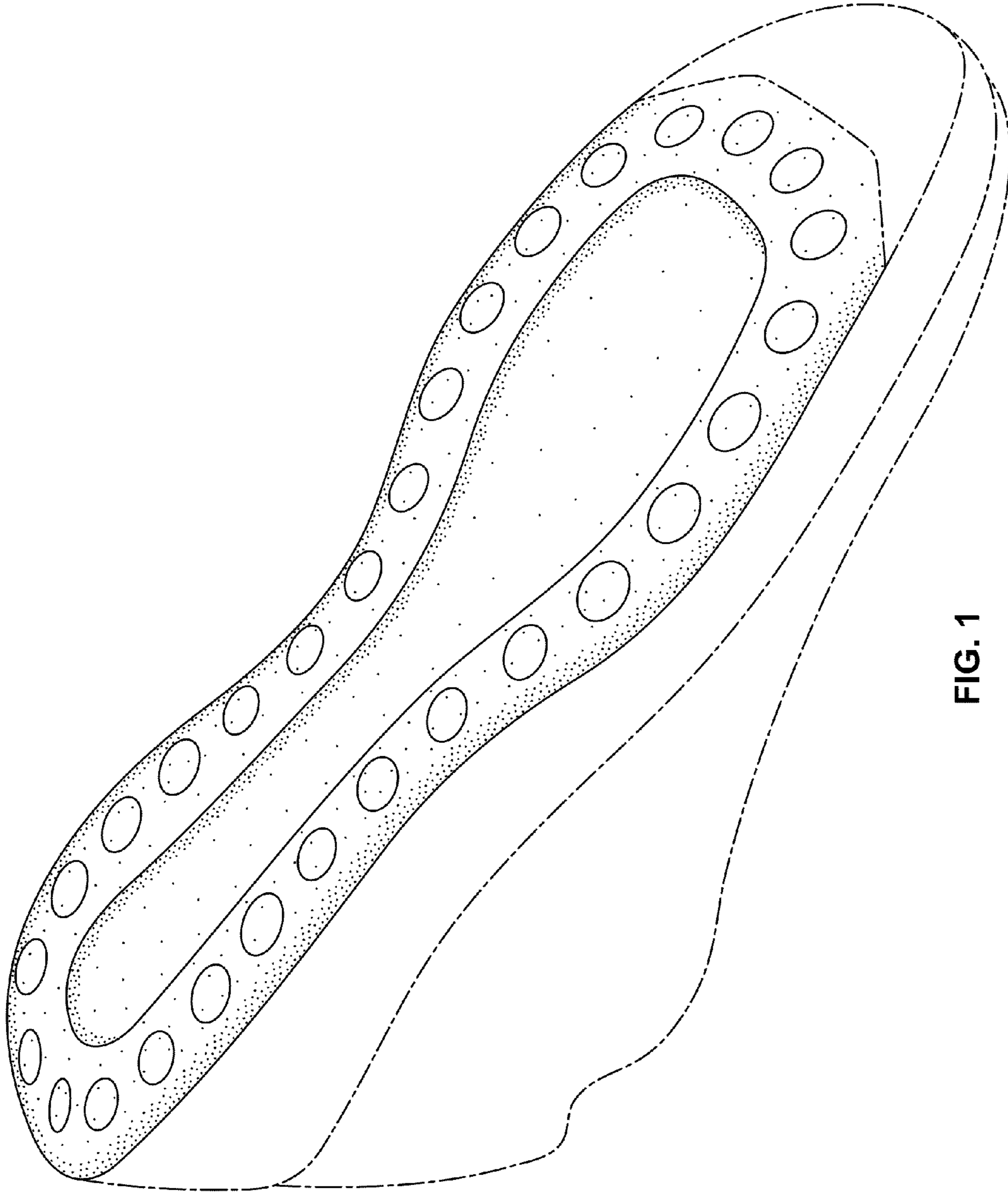


FIG. 1

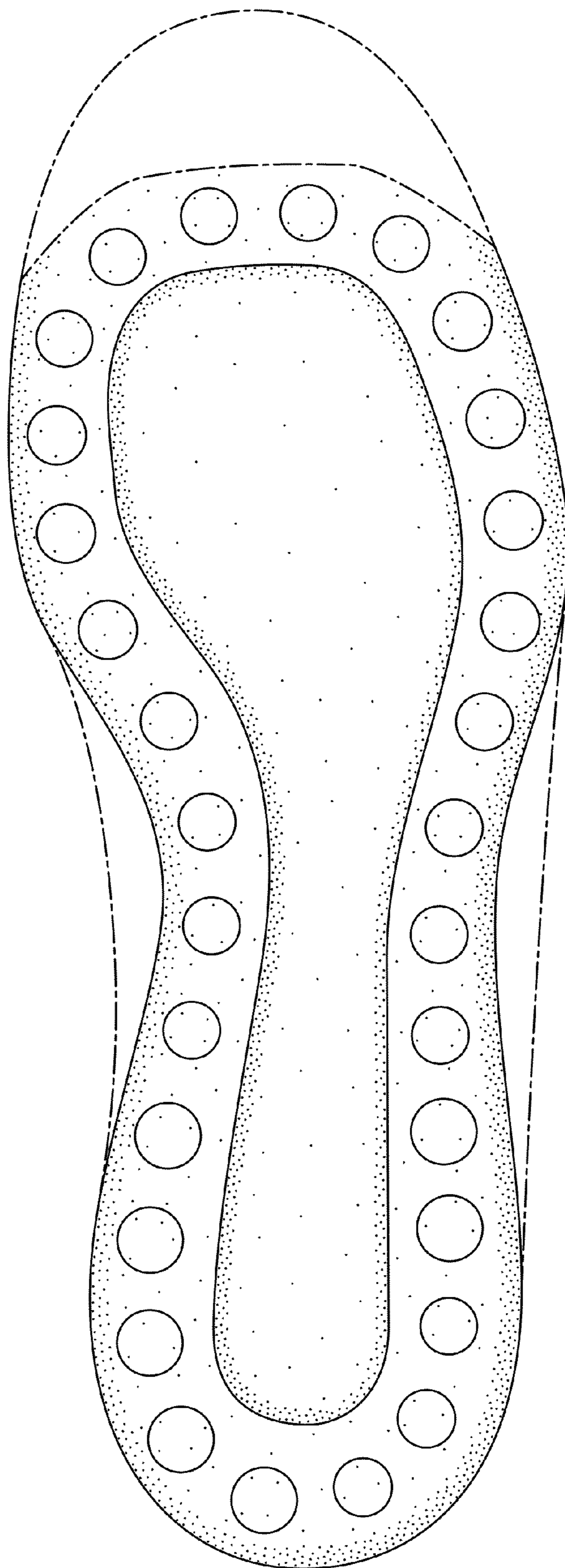


FIG. 2

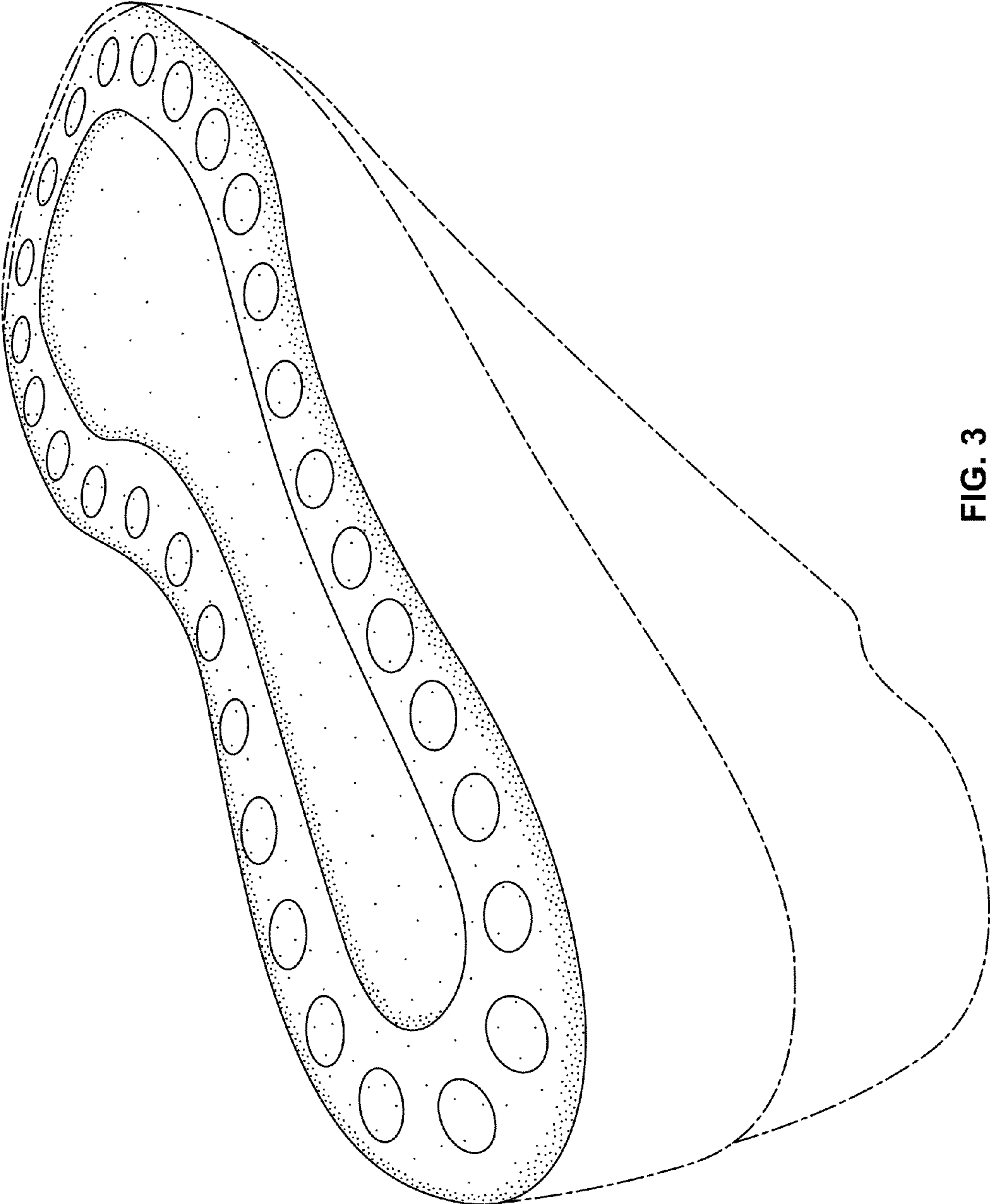


FIG. 3