



US00D680712S

(12) **United States Design Patent**
Della Valle et al.

(10) **Patent No.:** **US D680,712 S**
(45) **Date of Patent:** **** Apr. 30, 2013**

(54) **SHOE**

(75) Inventors: **Andrea Della Valle**, Sant'Elpidio a Mare (IT); **Andrea Vico**, Sant'Elpidio a Mare (IT)

(73) Assignee: **TOD'S S.p.A.**, Sant'Elpidio a Mare (Fermo) (IT)

(**) Term: **14 Years**

(21) Appl. No.: **29/394,815**

(22) Filed: **Jun. 21, 2011**

(30) **Foreign Application Priority Data**

Jan. 5, 2011 (EM) 001801671

(51) **LOC (9) Cl.** **02-04**

(52) **U.S. Cl.**
USPC **D2/908**

(58) **Field of Classification Search** D2/896,
D2/902, 906, 907, 908, 925, 929, 943, 944,
D2/945, 947, 951-960, 969, 972, 973, 974,
D2/977, 978; 36/83, 113, 114, 115, 126-131,
36/25 R, 32 R, 45, 50.1, 54, 55, 57
See application file for complete search history.

(56) **References Cited**

U.S. PATENT DOCUMENTS

D35,928 S *	6/1902	Buskirk	D5/56
D53,359 S *	5/1919	Clarke	D2/964
D55,529 S	6/1920	Piper		
D76,541 S *	10/1928	Hopwood	D2/953
D135,156 S	3/1943	Kotzin		
D149,139 S	3/1948	Parker		
2,796,946 A *	6/1957	Kulmann	181/0.5
D223,329 S	4/1972	Oshima		
D225,093 S	11/1972	Dassler		
D226,883 S	5/1973	Babicka et al.		

D226,885 S	5/1973	McBarron		
D247,334 S *	2/1978	Sasaki	D2/908
D257,074 S	9/1980	Gucci		
D258,546 S *	3/1981	Famolare, Jr.	D2/908
D258,772 S *	4/1981	Norton et al.	D2/907
D259,674 S *	6/1981	Levin	D2/907
D278,093 S *	3/1985	Ueda	D2/907
4,584,783 A *	4/1986	Dobbin	36/50.1
4,628,579 A *	12/1986	Taylor	29/422
4,638,579 A	1/1987	Gamm		
D302,070 S	7/1989	Kilgore et al.		
D387,550 S	12/1997	Ng et al.		
D387,895 S	12/1997	Cooper		
D390,691 S	2/1998	Kayano		
D402,093 S	12/1998	Merceron		

(Continued)

OTHER PUBLICATIONS

Official Communication in Japanese Design Application No. 2011-026089 dated Apr. 10, 2012.

(Continued)

Primary Examiner — Elizabeth J Oswecki

(74) *Attorney, Agent, or Firm* — Knobbe, Martens, Olson & Bear

(57) **CLAIM**

The ornamental design for a shoe, as shown and described.

DESCRIPTION

FIG. 1 is a perspective view of a shoe showing our new design.

FIG. 2 is a front elevational view thereof.

FIG. 3 is a rear elevational view thereof.

FIG. 4 is a left side elevational view thereof.


FIG. 5 is a right side elevational view thereof.

FIG. 6 is a top plan view thereof; and,

FIG. 7 is a bottom plan view thereof.

The dashed lines throughout the views represent stitching.

1 Claim, 7 Drawing Sheets



US D680,712 S

Page 2

U.S. PATENT DOCUMENTS

D449,426 S * 10/2001 Pollastrelli D2/908
D459,062 S 6/2002 Pollastrelli
D478,206 S 8/2003 Hardy
D480,553 S 10/2003 Adams et al.
D494,752 S 8/2004 Adams et al.
D503,519 S * 4/2005 Della Valle D2/907
D513,113 S 12/2005 Della Valle
D520,719 S 5/2006 Della Valle
D538,012 S * 3/2007 Della Valle D2/907
D540,516 S 4/2007 Weitzman
D550,933 S * 9/2007 Hulbert D2/902
D552,333 S 10/2007 McClaskie
D552,832 S * 10/2007 Hardy D2/902
D561,438 S 2/2008 Belley
D563,633 S * 3/2008 Della Valle D2/902
D568,588 S * 5/2008 Dolce et al. D2/907
D574,582 S * 8/2008 Della Valle D2/902
D575,940 S 9/2008 Walton
D576,385 S 9/2008 Della Valle
D577,179 S 9/2008 Della Valle
D577,180 S 9/2008 Della Valle
D577,181 S 9/2008 Della Valle
D590,137 S * 4/2009 Austin D2/897

D595,939 S 7/2009 Hardy
D604,480 S * 11/2009 Della Valle et al. D2/908
D611,241 S 3/2010 Della Valle et al.
D611,242 S 3/2010 Della Valle et al.
D620,689 S * 8/2010 Weber D2/902
D628,365 S * 12/2010 Bourdin et al. D2/908
D628,777 S * 12/2010 Bourdin et al. D2/908
D628,778 S * 12/2010 Hardy D2/908
D634,104 S * 3/2011 Gwon D2/896
D636,155 S * 4/2011 Della Valle et al. D2/907
D636,156 S * 4/2011 Della Valle et al. D2/907
D637,798 S * 5/2011 Della Valle et al. D2/908
D639,030 S * 6/2011 Chionna D2/902
D643,187 S * 8/2011 Hardy D2/907
D659,954 S * 5/2012 Della Valle et al. D2/908
D661,874 S * 6/2012 Hardy D2/907

OTHER PUBLICATIONS

Official Communication in Japanese Design Application No. 2011-026095 dated Apr. 10, 2012.

U.S. Appl. No. 29/394,813, filed Jun. 21, 2011, Shoe.

U.S. Appl. No. 29/406,023, filed Nov. 9, 2011, Shoe.

* cited by examiner



FIG. 1

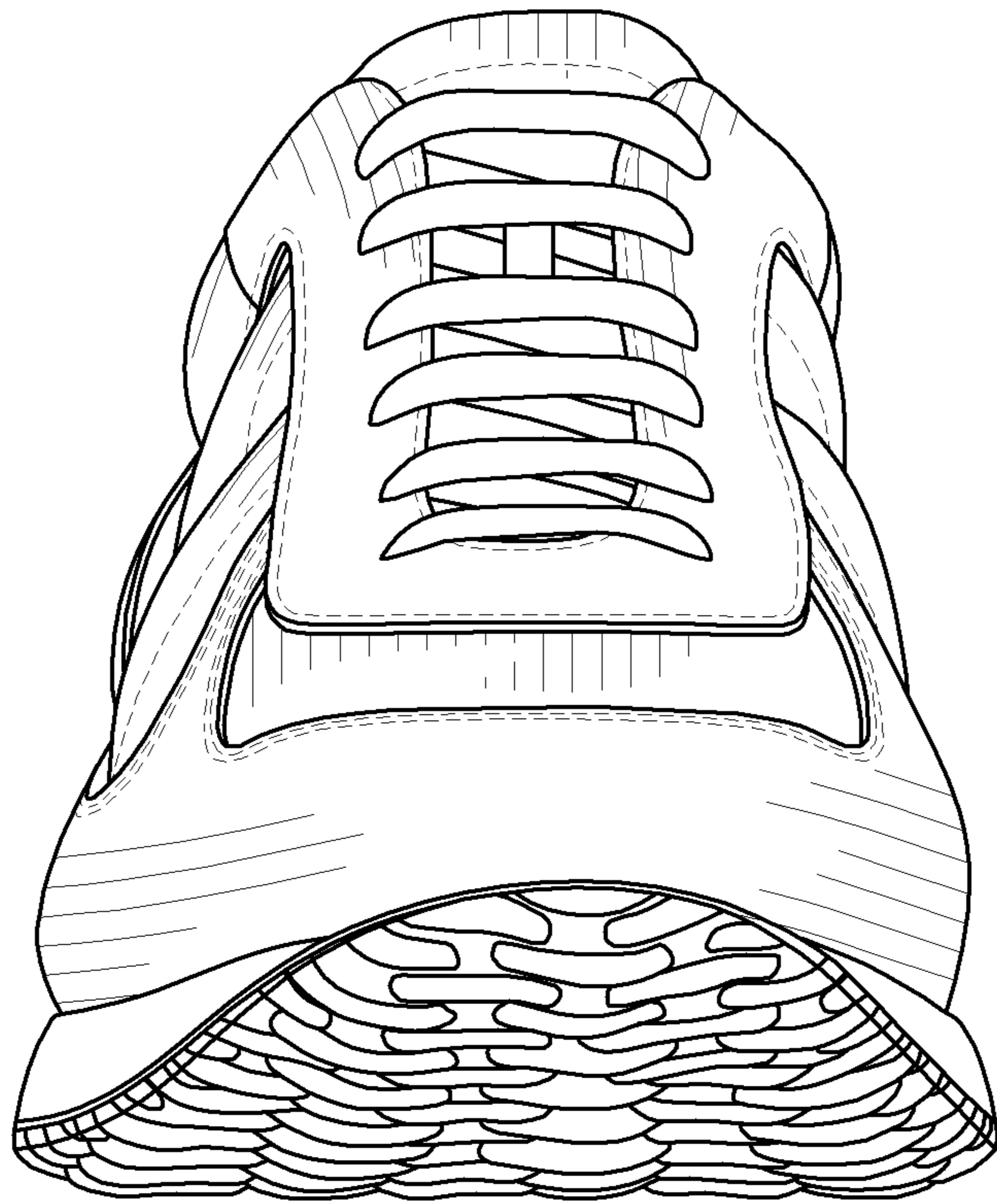


FIG. 2



FIG. 3



FIG. 4

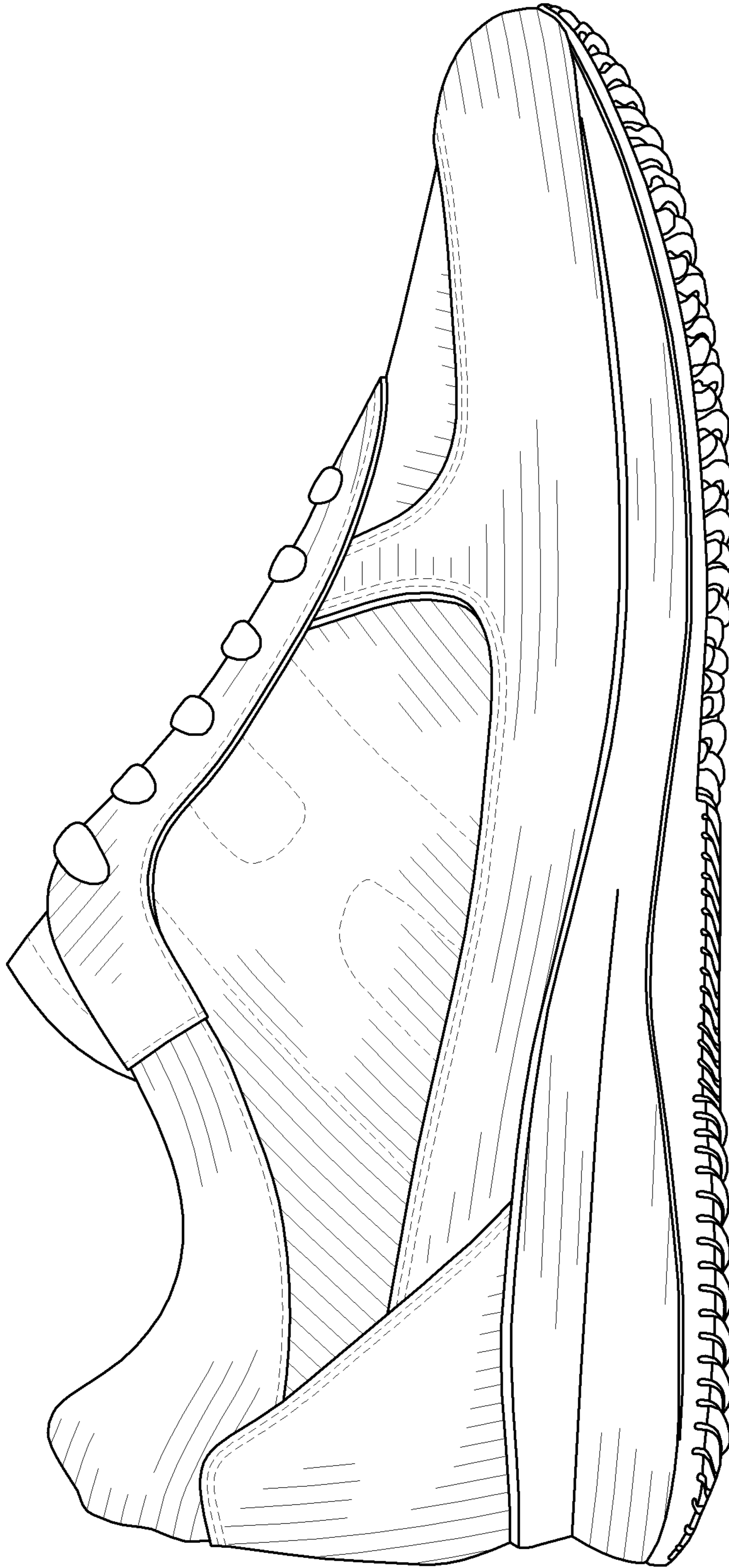


FIG. 5

FIG. 6

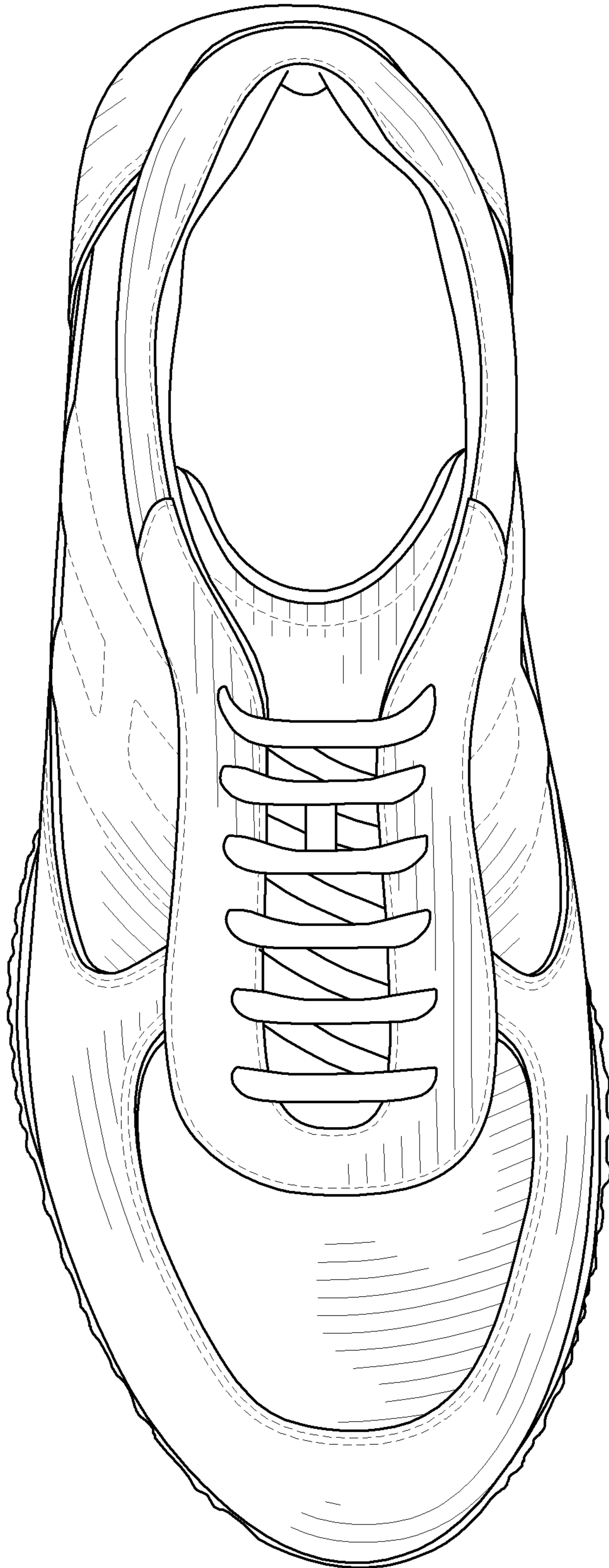


FIG. 7

